



US00D903429S

(12) **United States Design Patent** (10) **Patent No.:** **US D903,429 S**
Joseph (45) **Date of Patent:** **** Dec. 1, 2020**

(54) **CUTTING BOARD HOLDER**
(71) Applicant: **JOSEPH JOSEPH, LTD.**, London (GB)
(72) Inventor: **Antony Joseph**, London (GB)
(73) Assignee: **Joseph Joseph Ltd**, London (GB)

(**) Term: **15 Years**

(21) Appl. No.: **29/680,428**

(22) Filed: **Feb. 15, 2019**

(30) **Foreign Application Priority Data**

Aug. 17, 2018 (EM) 005612116

(51) **LOC (12) Cl.** **07-06**

(52) **U.S. Cl.**
USPC **D7/601; D6/553**

(58) **Field of Classification Search**
USPC D6/553, 513, 567; D7/698, 601,
D7/637-641; D19/86, 90
CPC .. A47K 1/09; A47K 1/08; A47K 3/281; F16B
47/00
See application file for complete search history.

(56) **References Cited**

U.S. PATENT DOCUMENTS

D286,120 S * 10/1986 Szablak D6/553
D301,101 S * 5/1989 Meyer D6/553

D358,049 S * 5/1995 Wilson D19/78
D434,880 S * 12/2000 McNary D30/101
D535,842 S * 1/2007 Wood D6/567
D555,406 S * 11/2007 Burt D6/567
D610,199 S * 2/2010 Liang D19/86
D614,427 S * 4/2010 Nejad D6/553
D689,550 S * 9/2013 Rodgers D19/90

* cited by examiner

Primary Examiner — Terry A Wallace

(74) *Attorney, Agent, or Firm* — Millen, White, Zelano & Branigan, PC; Ryan Pool

(57) **CLAIM**

The ornamental design for a cutting board holder, as shown and described.

DESCRIPTION

FIG. 1 is a front perspective view of the cutting board holder showing my new design.
FIG. 2 is a front view thereof.
FIG. 3 is a back view thereof.
FIG. 4 is a top view thereof.
FIG. 5 is bottom view thereof.
FIG. 6 is a side view thereof; and,
FIG. 7 is another side view thereof.
The broken lines are for illustrative purposes only and form no part of the claimed design.

1 Claim, 7 Drawing Sheets

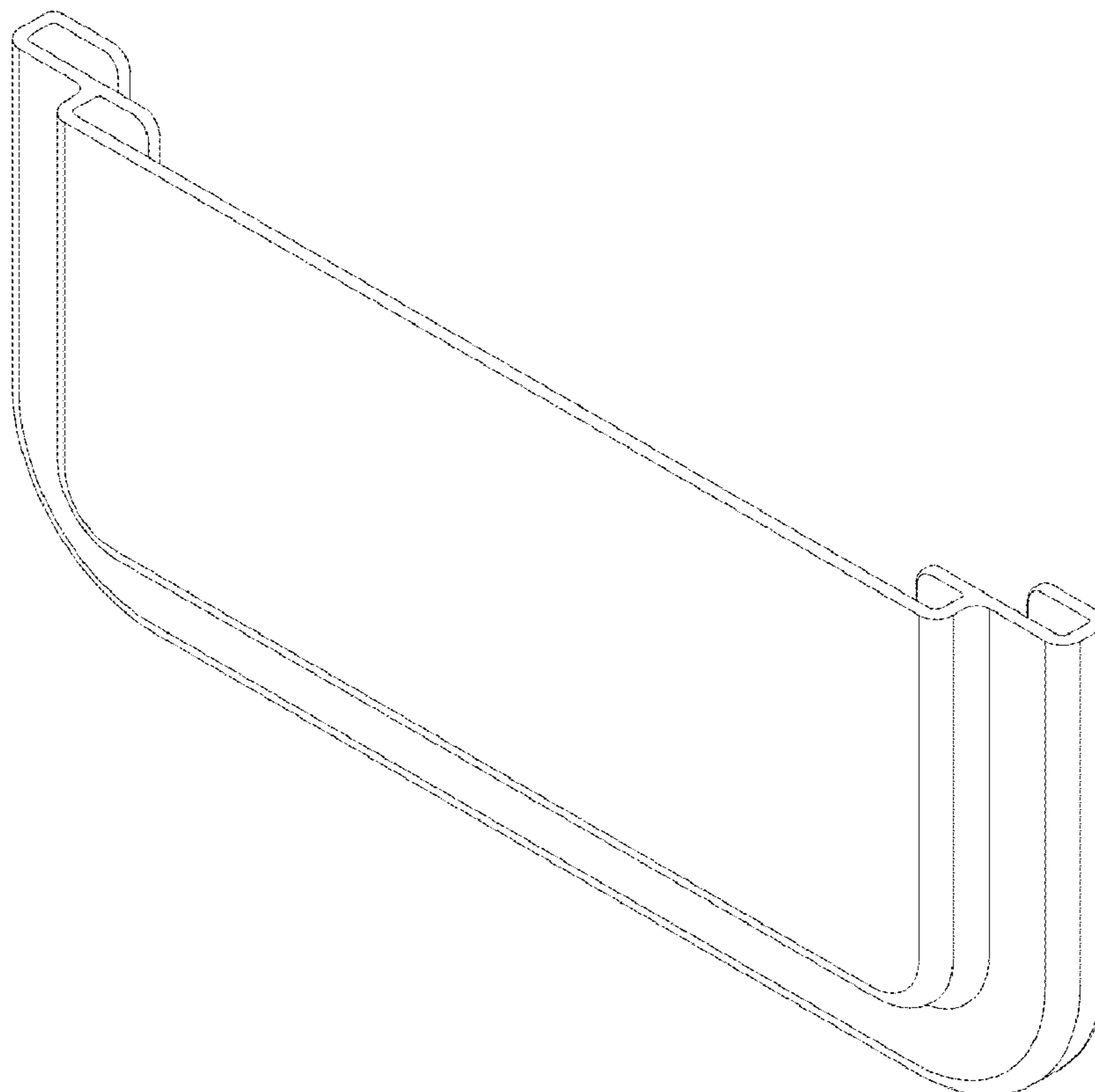


Fig 1

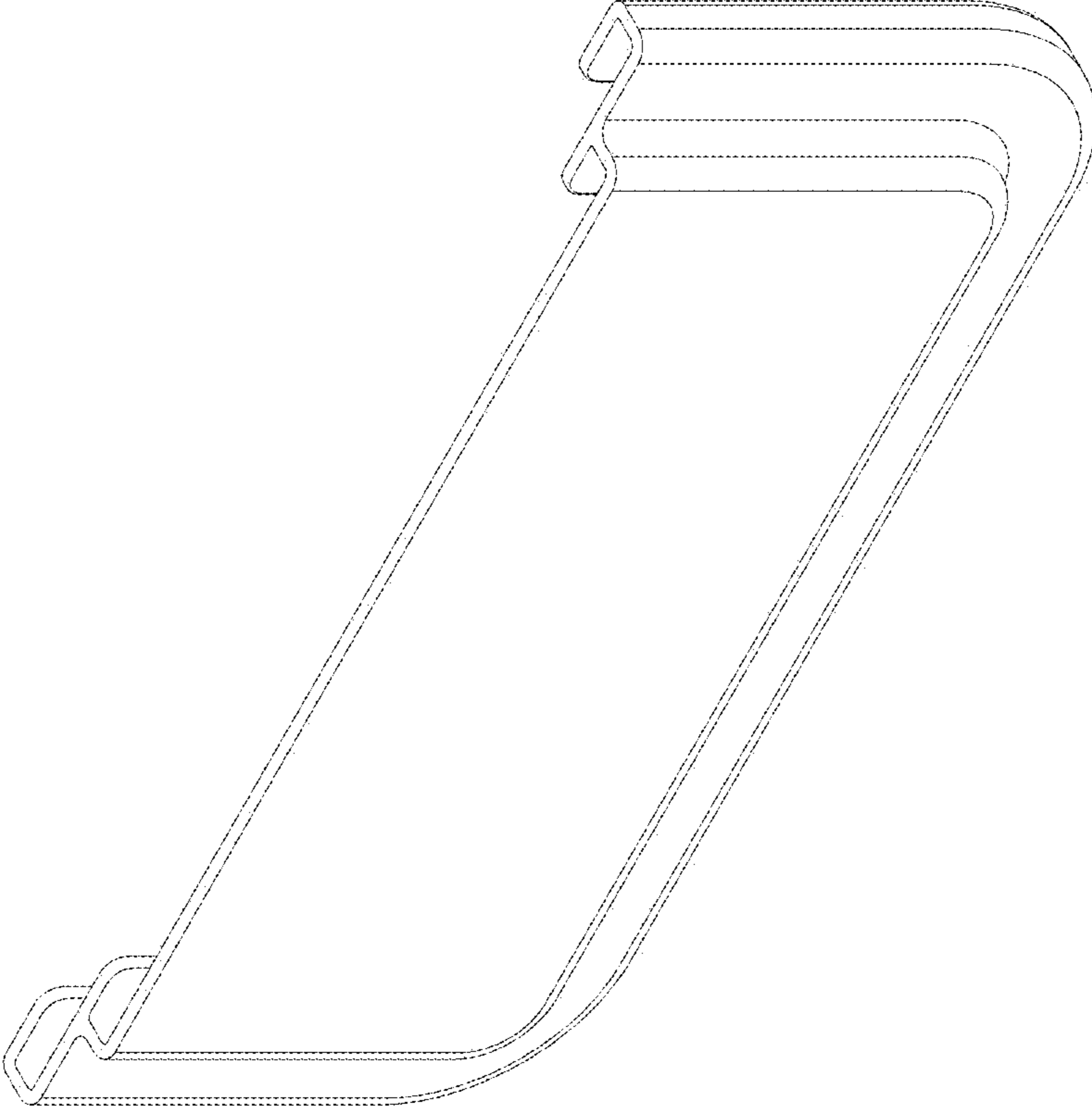


Fig 2




Fig 3

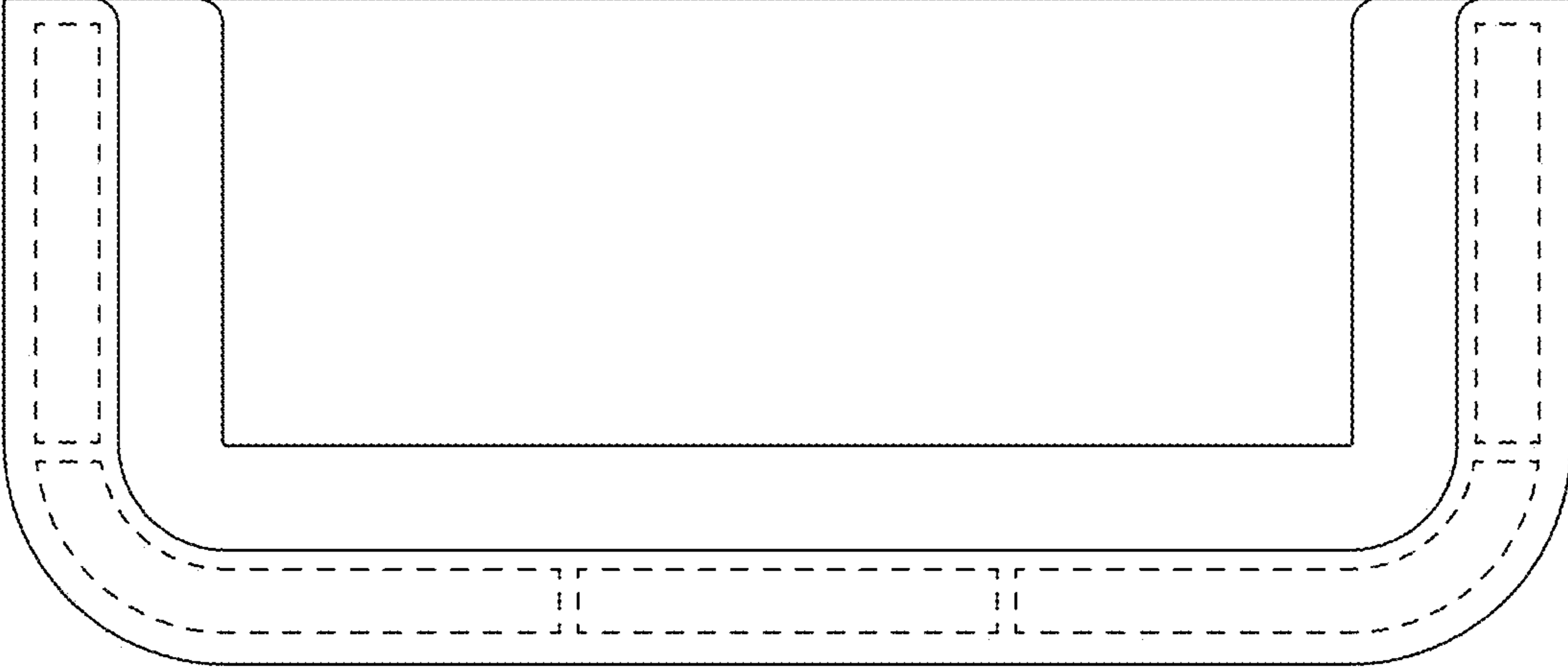


Fig 4

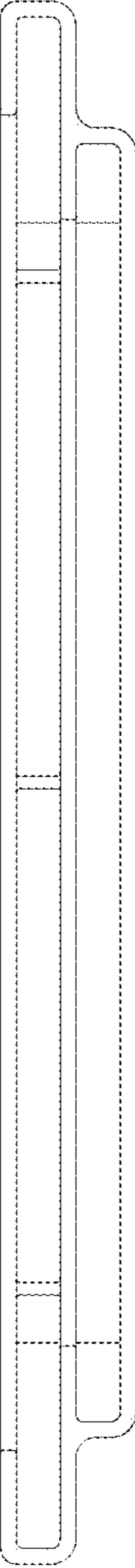
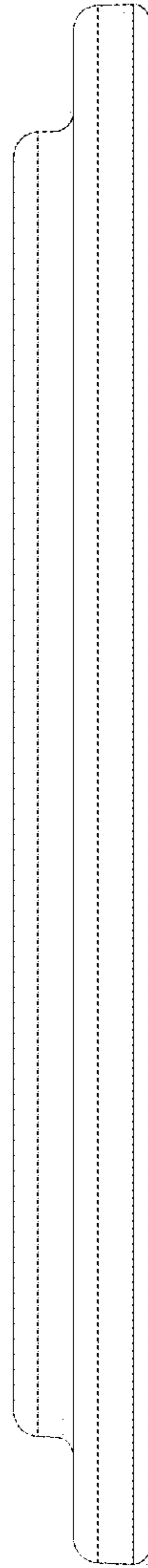


Fig 5






Fig 6

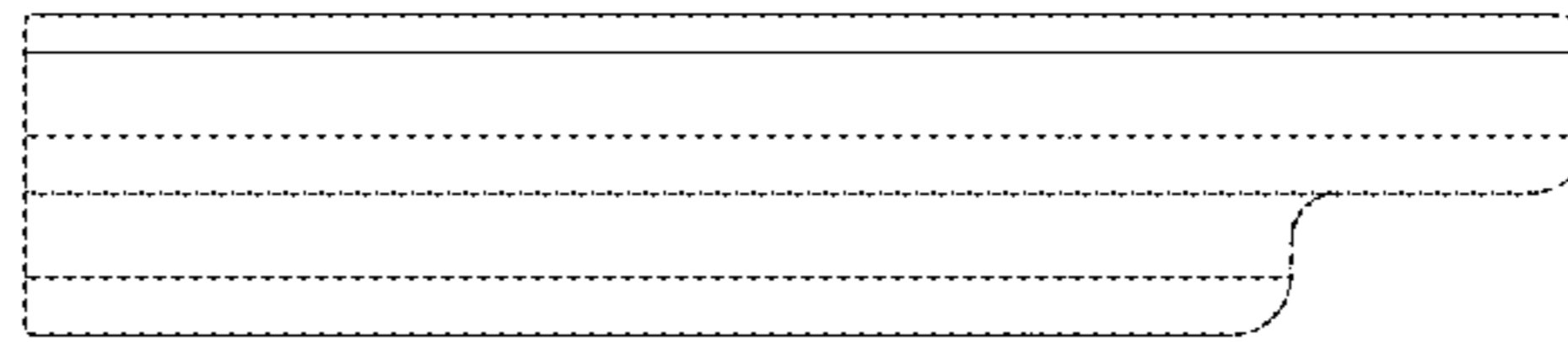


Fig 7