



US00D903421S

(12) **United States Design Patent** (10) **Patent No.:** **US D903,421 S**  
**Wahl et al.** (45) **Date of Patent:** **\*\* Dec. 1, 2020**

(54) **BEVERAGE CONTAINER**

(71) Applicant: **Pacific Market International, LLC**,  
Seattle, WA (US)

(72) Inventors: **Andrew C. F. Wahl**, Seattle, WA (US);  
**Matthew Kenneth Dolph**, Seattle, WA (US)

(73) Assignee: **Pacific Market International, LLC**,  
Seattle, WA (US)

(\*\*) Term: **15 Years**

(21) Appl. No.: **29/726,740**

(22) Filed: **Mar. 5, 2020**

**Related U.S. Application Data**

(63) Continuation of application No. 29/719,765, filed on  
Jan. 7, 2020.

(51) **LOC (12) Cl.** ..... **07-01**

(52) **U.S. Cl.**  
USPC ..... **D7/523; D7/532**

(58) **Field of Classification Search**  
USPC ..... D7/507, 509, 510, 511, 529, 531, 532,  
D7/523, 533, 534, 535, 536, 392.1, 296.1,  
D7/396.2, 300.1, 608; D3/202; D9/500,  
D9/531, 516, 517, 549  
CPC ..... A47G 19/22; A47G 19/2288; A47G  
19/2205; A47J 41/0077; A47J 41/0088  
See application file for complete search history.

(56) **References Cited**

**U.S. PATENT DOCUMENTS**

D120,134 S \* 4/1940 Morrison ..... D7/532  
D234,110 S \* 1/1975 Achenbach ..... D7/532  
D411,802 S \* 7/1999 Hestehave ..... D9/500  
D518,380 S \* 4/2006 Moran ..... D7/510  
D551,022 S \* 9/2007 Meehan ..... D7/507  
D553,908 S \* 10/2007 Bonini ..... D7/507

D639,114 S \* 6/2011 Swinford ..... D7/396.2  
D649,402 S \* 11/2011 Gilbert ..... D7/510  
D650,235 S \* 12/2011 Eyal ..... D7/510  
D652,257 S \* 1/2012 Kraemer ..... D7/509

(Continued)

**OTHER PUBLICATIONS**

U.S. Appl. No. 29/719,765, filed Jan. 7, 2020.

(Continued)

*Primary Examiner* — Jae Liang

(74) *Attorney, Agent, or Firm* — Davis Wright Tremaine,  
LLP; George C. Rondeau, Jr.

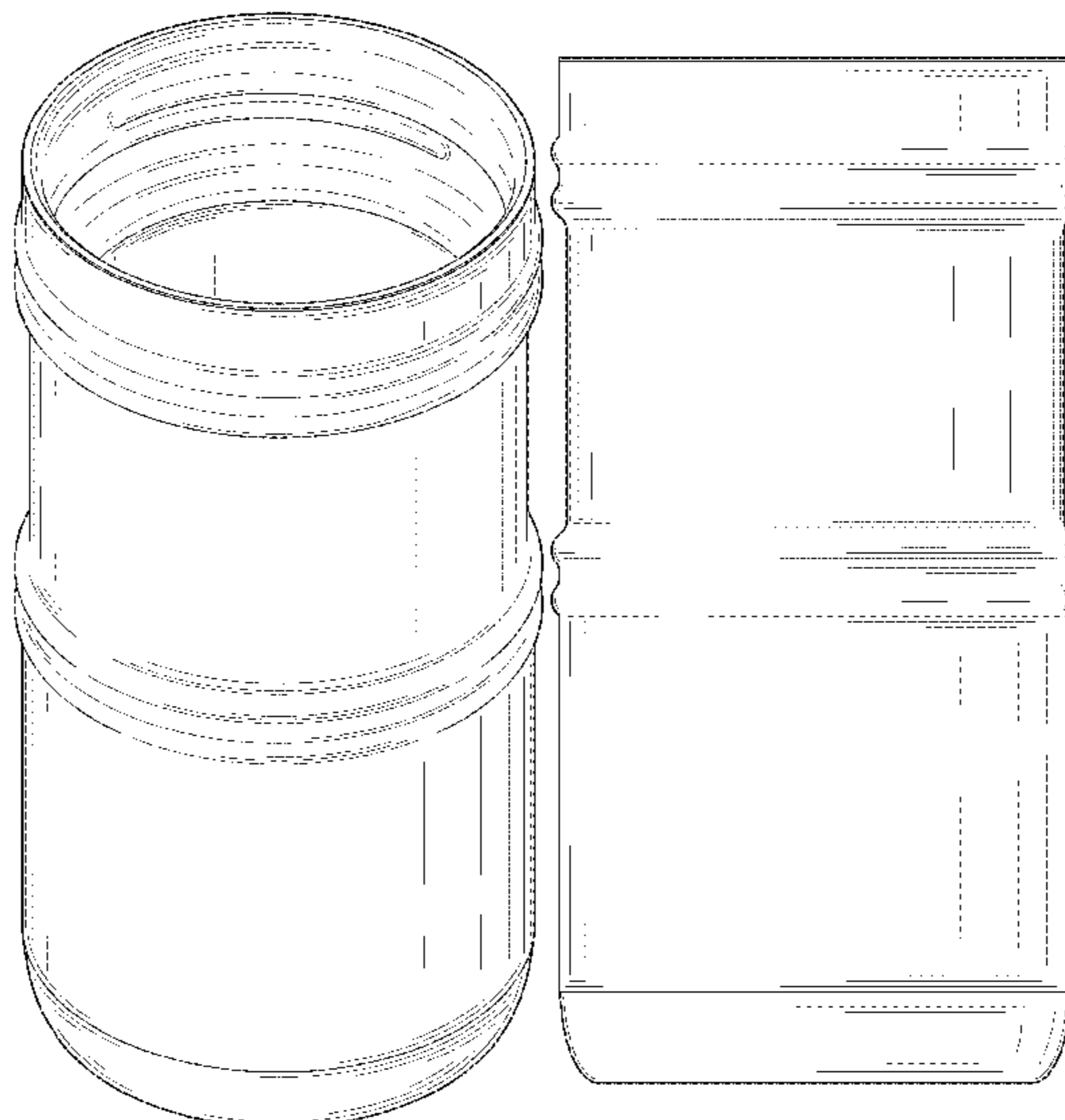
(57) **CLAIM**

The ornamental design for a beverage container, as shown  
and described.

**DESCRIPTION**

FIG. 1 is a top perspective view of a first embodiment of a  
beverage container showing our new design.  
FIG. 2 is a bottom perspective view thereof.  
FIG. 3 is a left side elevational view thereof.  
FIG. 4 is a rear elevational view thereof.  
FIG. 5 is a right side elevational view thereof.  
FIG. 6 is a front elevational view thereof.  
FIG. 7 is a top plan view thereof.  
FIG. 8 is a bottom plan view thereof.  
FIG. 9 is a top perspective view of a second embodiment  
thereof.  
FIG. 10 is a bottom perspective view thereof.  
FIG. 11 is a left side elevational view thereof.  
FIG. 12 is a rear elevational view thereof.  
FIG. 13 is a right side elevational view thereof.  
FIG. 14 is a front elevational view thereof.  
FIG. 15 is a top plan view thereof; and,  
FIG. 16 is a bottom plan view thereof.  
The broken lines depict portions of the beverage container  
that form no part of the claimed design.

**1 Claim, 14 Drawing Sheets**



(56)

**References Cited**

U.S. PATENT DOCUMENTS

D669,737 S	*	10/2012	Nemeth .....	D7/523
D701,428 S	*	3/2014	Lapsker .....	D7/532
D718,980 S	*	12/2014	Lapsker .....	D7/532
D742,221 S	*	11/2015	Casiddu .....	D9/500
D742,699 S	*	11/2015	Boroski .....	D7/608
D754,484 S	*	4/2016	Lapsker .....	D7/523
D784,763 S	*	4/2017	Oshana .....	D7/509
D827,377 S	*	9/2018	Silsby .....	D7/510

OTHER PUBLICATIONS

U.S. Appl. No. 29/720,574, filed Jan. 14, 2020.  
U.S. Appl. No. 29/726,746, filed Mar. 5, 2020.  
U.S. Appl. No. 29/719,766, filed Jan. 7, 2020.  
U.S. Appl. No. 29/726,753, filed Mar. 5, 2020.  
U.S. Appl. No. 29/720,579, filed Jan. 14, 2020.  
U.S. Appl. No. 29/726,761, filed Mar. 5, 2020.  
Information Disclosure Statement Transmittal Letter filed herewith,  
dated Jul. 6, 2020, 2 pages.

\* cited by examiner

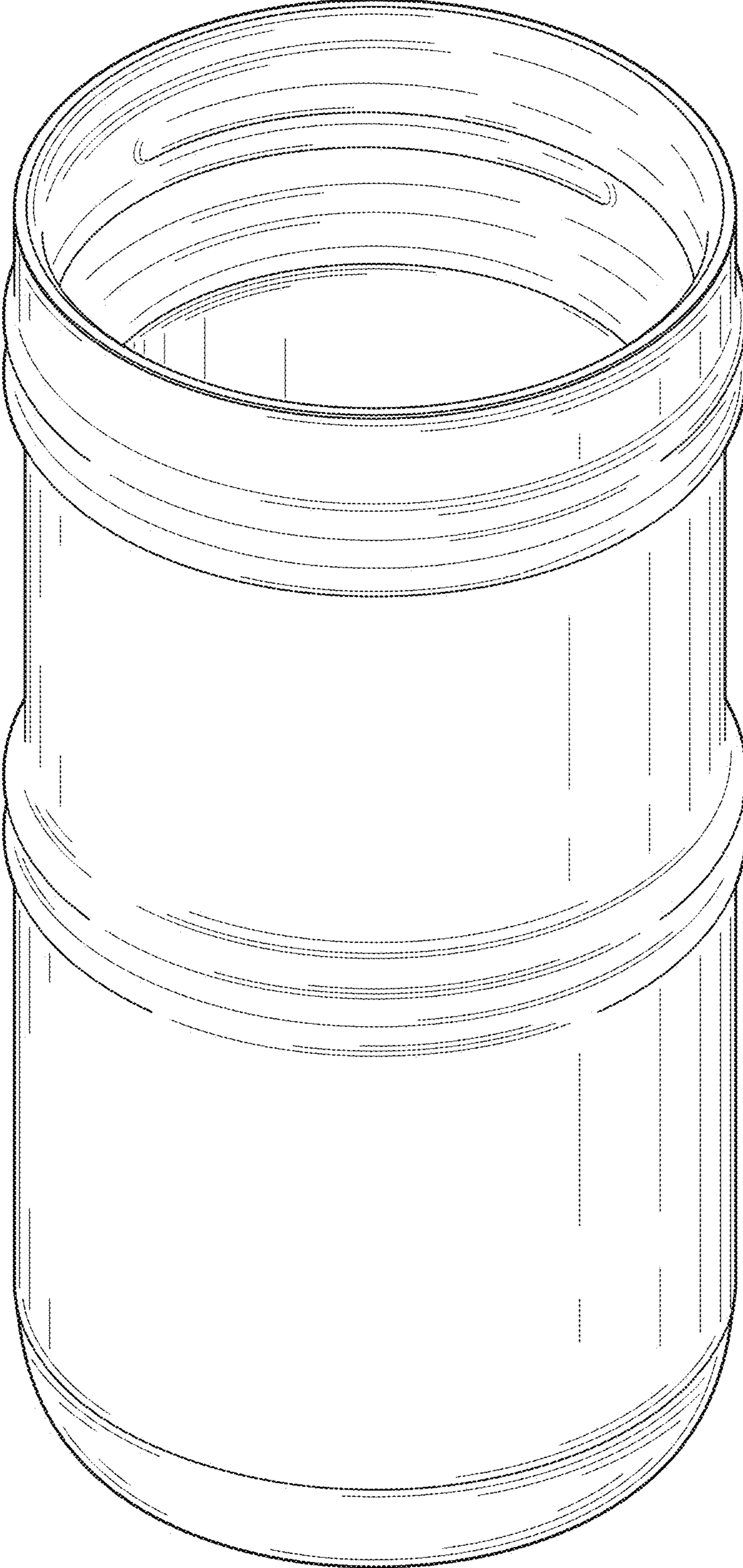


FIG. 1




FIG. 2




FIG. 3




FIG. 4




FIG. 5




FIG. 6



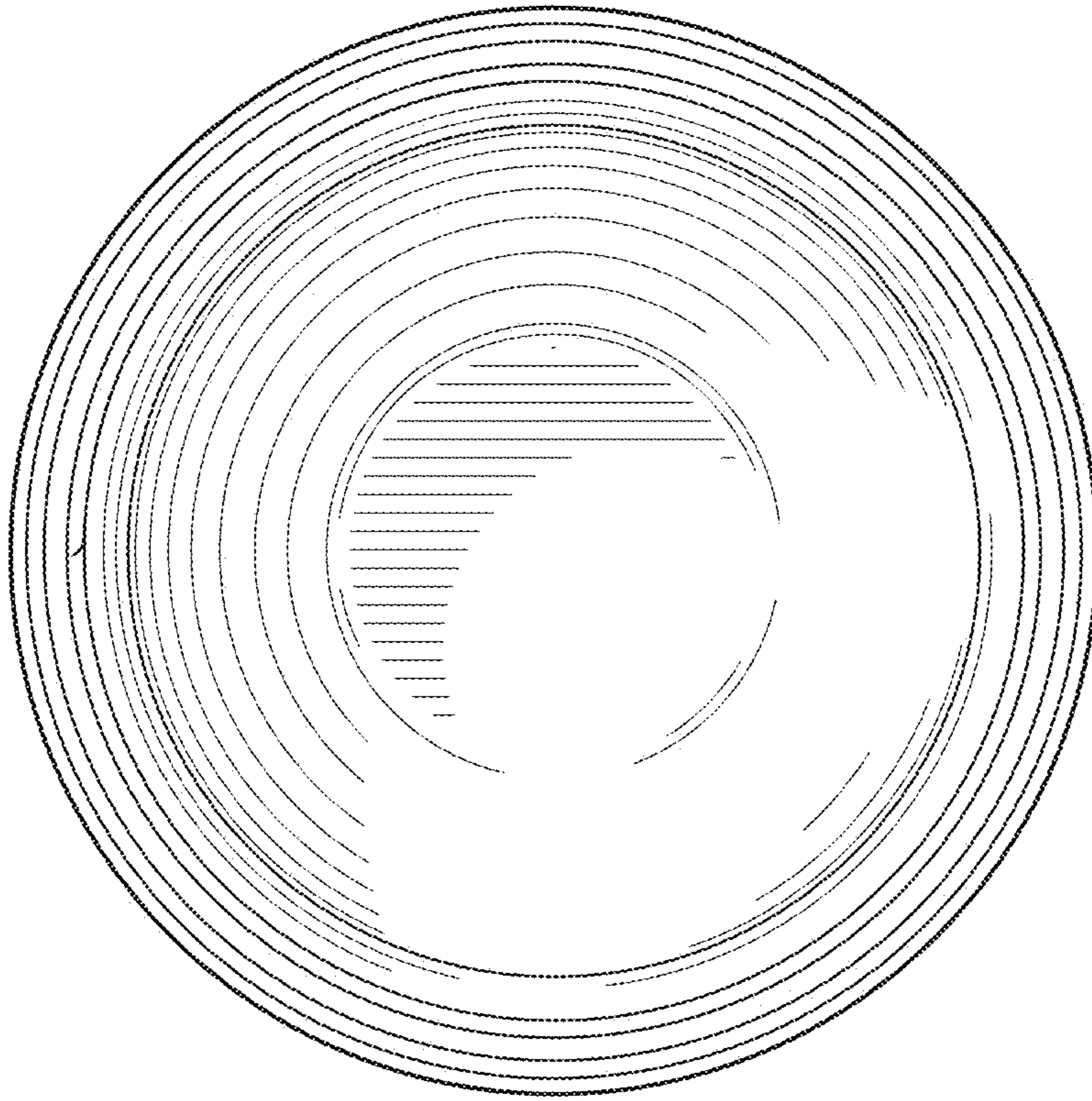


FIG. 7

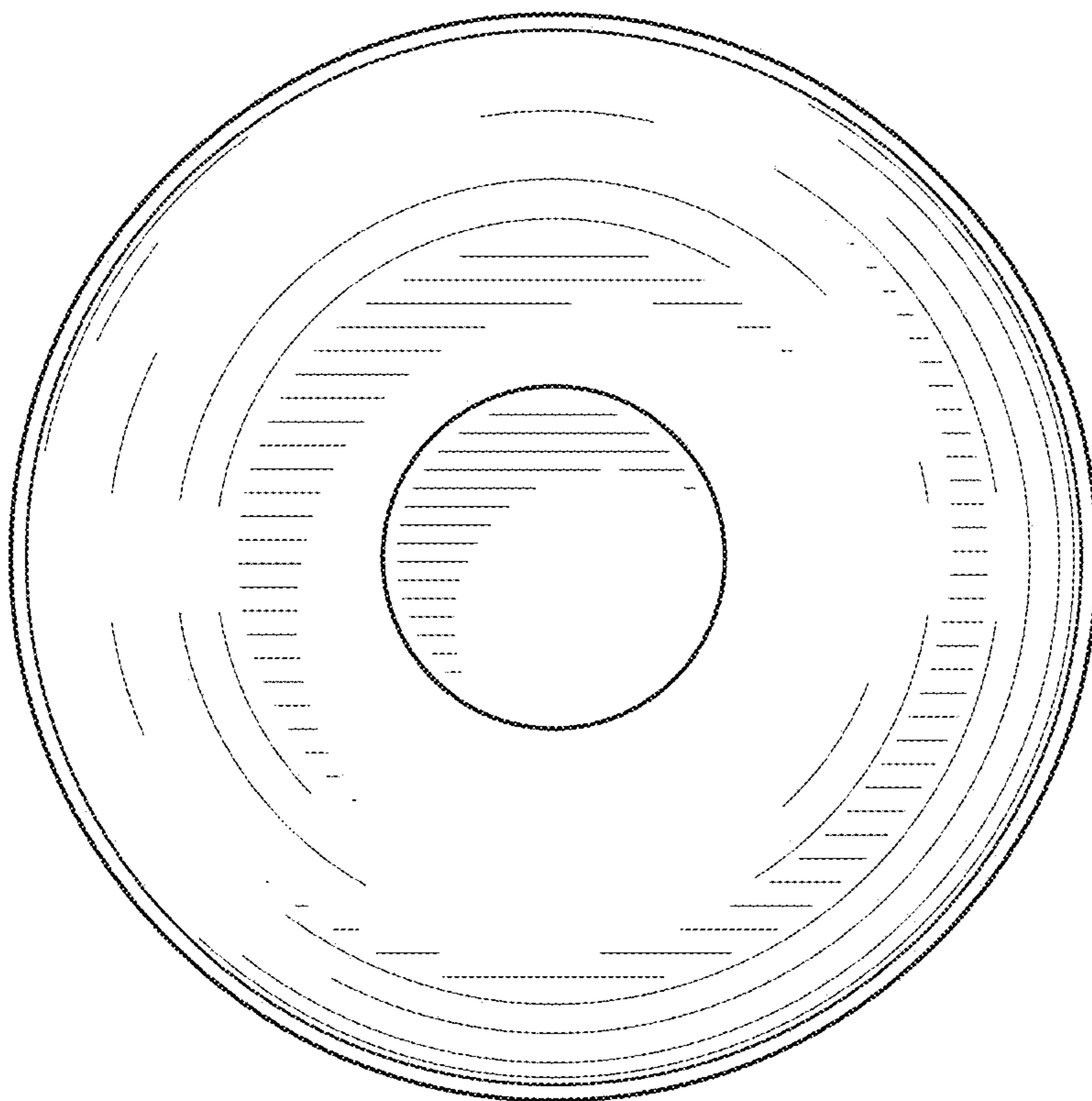


FIG. 8

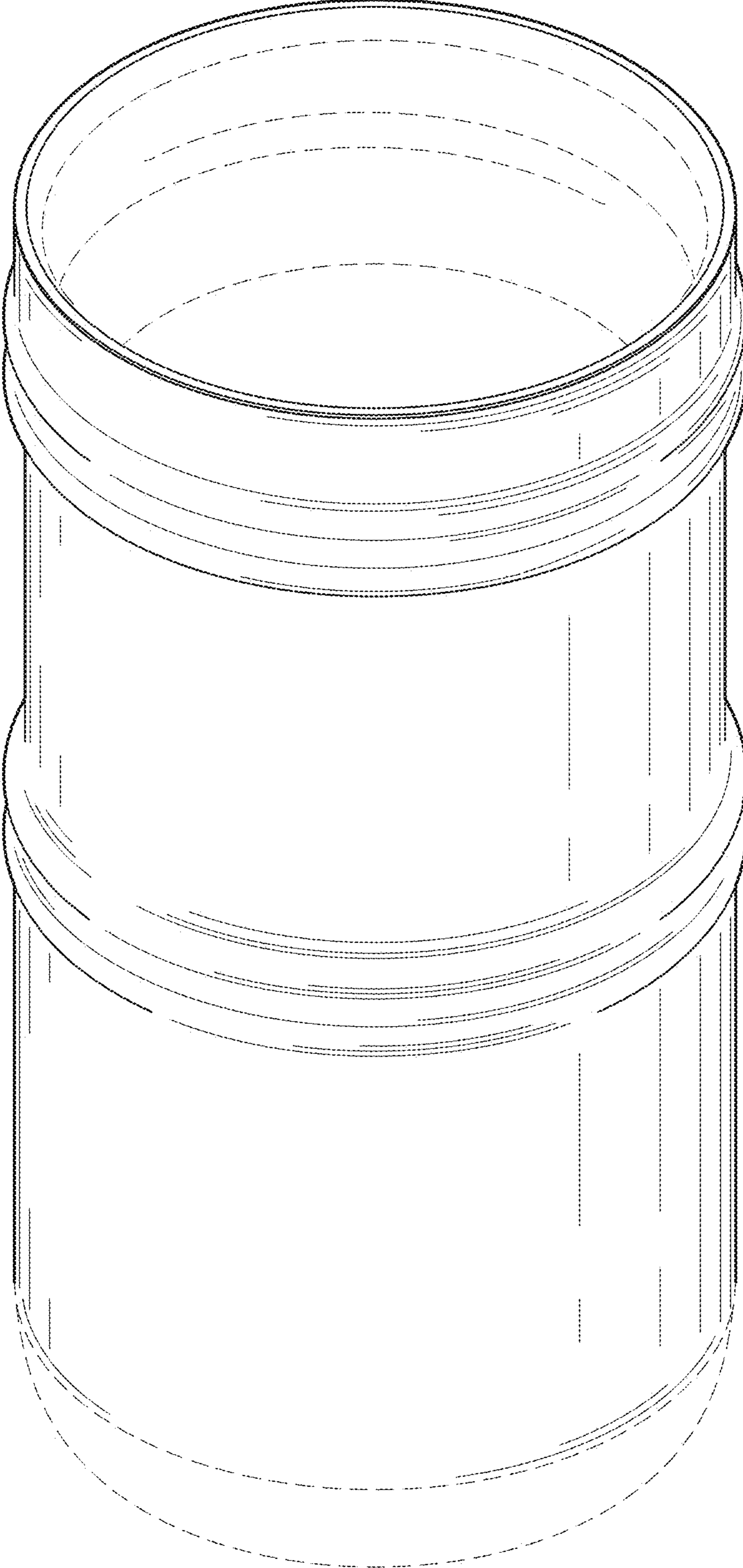


FIG. 9




FIG. 10




FIG. 11




FIG. 12




FIG. 13




FIG. 14

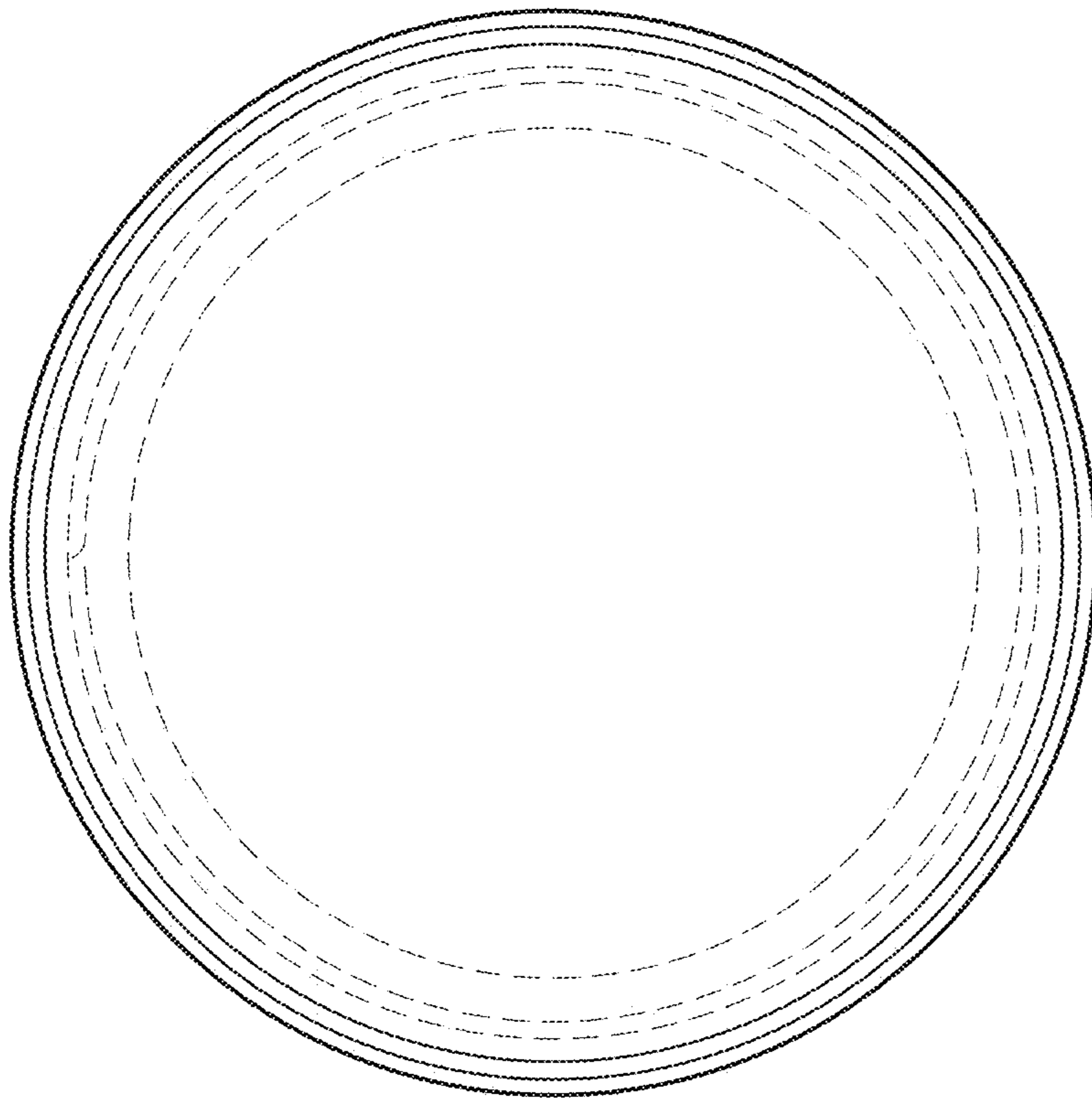


FIG. 15

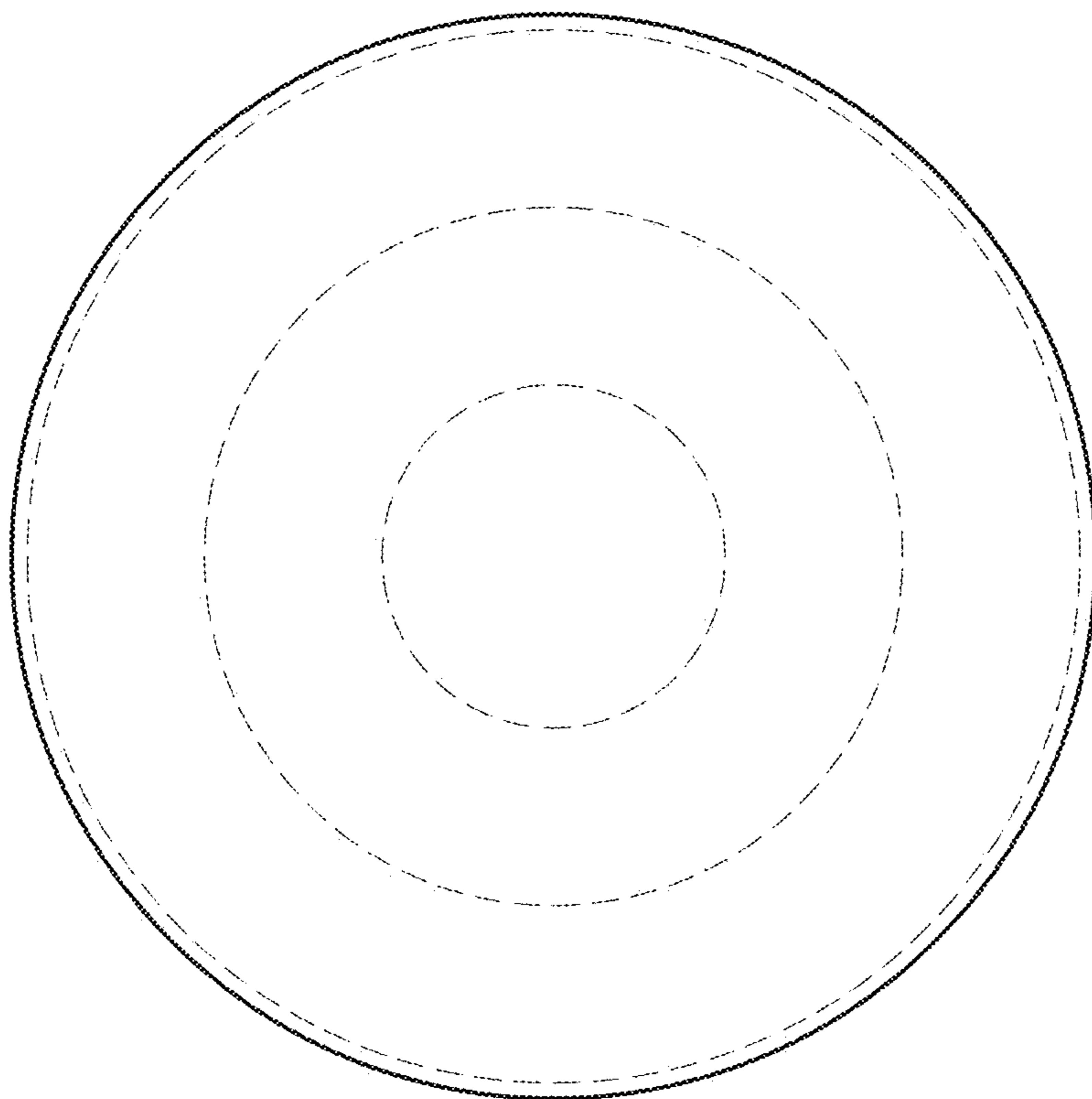


FIG. 16