



US00D903412S

(12) **United States Design Patent** (10) **Patent No.:** **US D903,412 S**  
**Nilssen et al.** (45) **Date of Patent:** **\*\* \*Dec. 1, 2020**

(54) **COOKTOP RANGE GRATE**  
(71) Applicant: **Hestan Commercial Corporation**,  
Anaheim, CA (US)  
(72) Inventors: **Raymond Nilssen**, Fairhope, AL (US);  
**Kevin D. Kinch**, West Columbia, SC  
(US); **Jairad Sloyer**, Rancho Santa  
Margarita, CA (US)  
(73) Assignee: **HESTAN COMMERCIAL**  
**CORPORATION**, Anaheim, CA (US)  
(\* ) Notice: This patent is subject to a terminal dis-  
claimer.  
(\*\* ) Term: **15 Years**  
(21) Appl. No.: **29/628,120**  
(22) Filed: **Dec. 1, 2017**  
(51) **LOC (12) Cl.** ..... **07-99**  
(52) **U.S. Cl.**  
USPC ..... **D7/408**  
(58) **Field of Classification Search**  
USPC ..... D7/332-337, 339-341, 346-349, 362,  
D7/367, 388, 389, 402, 407-409;  
D21/523-525; D23/397, 402, 415  
CPC ..... A47J 47/20; F23D 14/00; F23D 14/02;  
F23D 14/04; F24C 3/08; F24C 15/06;  
F24C 15/10; F24C 15/36; F24C 15/107;  
H05B 2213/07; H05B 3/68  
See application file for complete search history.

D577,255 S \* 9/2008 Baldwin ..... D7/408  
D616,695 S \* 6/2010 Grey ..... D7/340  
D622,543 S \* 8/2010 Funnell ..... D7/408  
D655,128 S \* 3/2012 Kim ..... D7/340  
D721,538 S \* 1/2015 Kim ..... D7/408  
D765,459 S \* 9/2016 Shoemaker ..... D7/408  
D781,096 S \* 3/2017 Kim ..... D7/339  
D786,608 S \* 5/2017 Cho ..... D7/339  
D798,661 S \* 10/2017 Shoemaker ..... D7/408  
D801,749 S \* 11/2017 Wang ..... D7/408  
D811,165 S \* 2/2018 Sadtler ..... D7/408  
D829,504 S \* 10/2018 Kim ..... D7/408  
D835,462 S \* 12/2018 Kamper ..... D7/408  
D846,944 S \* 4/2019 Incukur ..... D7/408  
D854,367 S \* 7/2019 Kim ..... D7/340  
2008/0115778 A1 \* 5/2008 Cadima ..... F24C 15/107  
126/152 B  
2019/0195505 A1 \* 6/2019 Sloyer ..... F24C 15/107  
2019/0226684 A1 \* 7/2019 Sloyer ..... F24C 15/107

**FOREIGN PATENT DOCUMENTS**

CA 181465 \* 6/2019

\* cited by examiner

*Primary Examiner* — Wendy L Arminio  
(74) *Attorney, Agent, or Firm* — Edward S. Sherman

(57) **CLAIM**

The ornamental design for a cooktop range grate, as shown and described.

**DESCRIPTION**

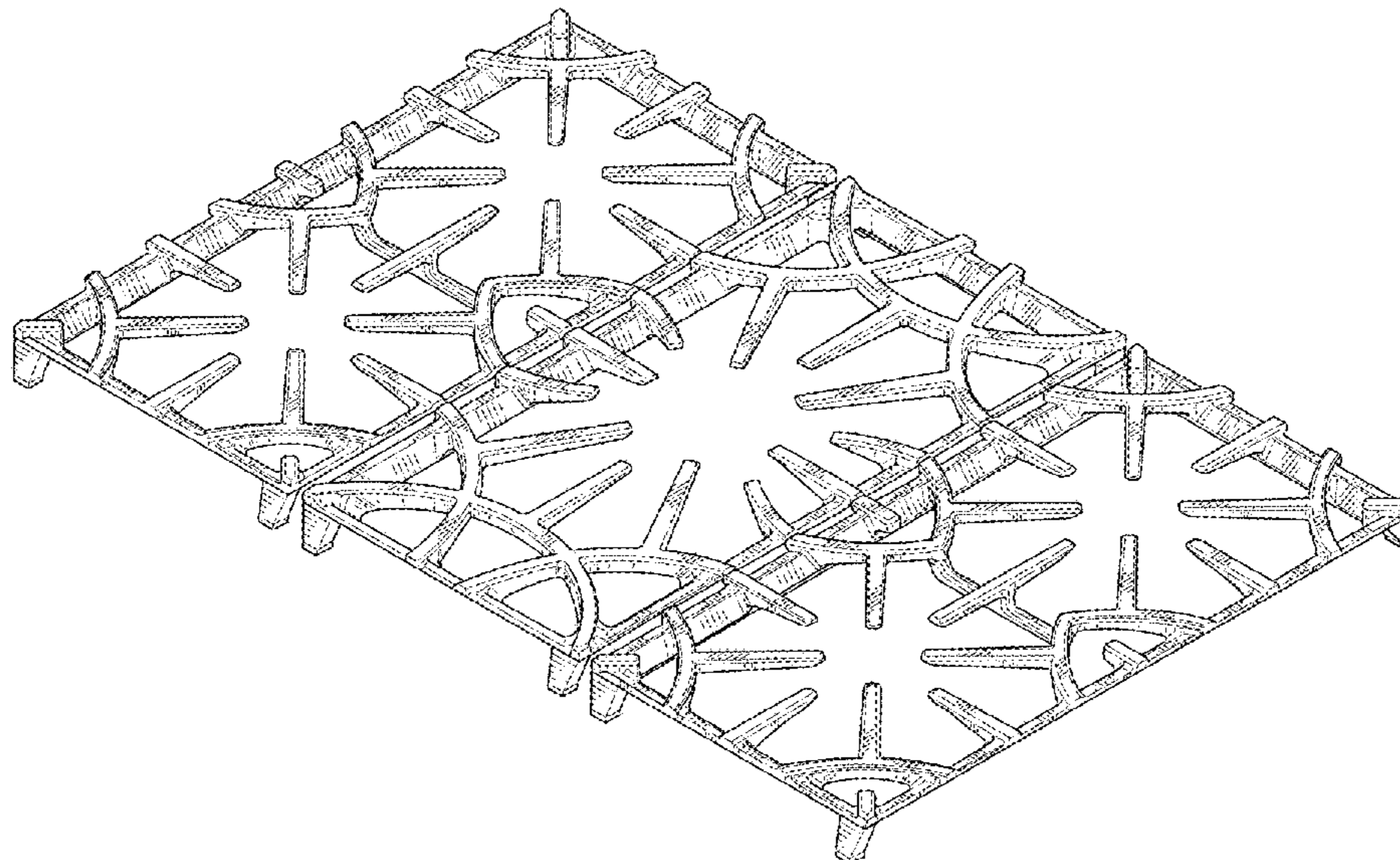
FIG. 1 is an upper perspective view of the cooktop range grate showing our new design;  
FIG. 2 is a top plan view thereof;  
FIG. 3 is front-side elevation view, the back-side elevation view being the mirror image thereof.  
FIG. 4 is a right-side elevation view, the left side elevation view being the mirror image thereof; and,  
FIG. 5 is a bottom plan view thereof.

**1 Claim, 4 Drawing Sheets**

(56) **References Cited**

**U.S. PATENT DOCUMENTS**

D489,933 S \* 5/2004 Rummel ..... D7/346  
D495,924 S \* 9/2004 Becker ..... F24C 15/107  
D7/408  
D554,945 S \* 11/2007 Chung ..... D7/409  
D564,838 S \* 3/2008 Shin ..... D7/408



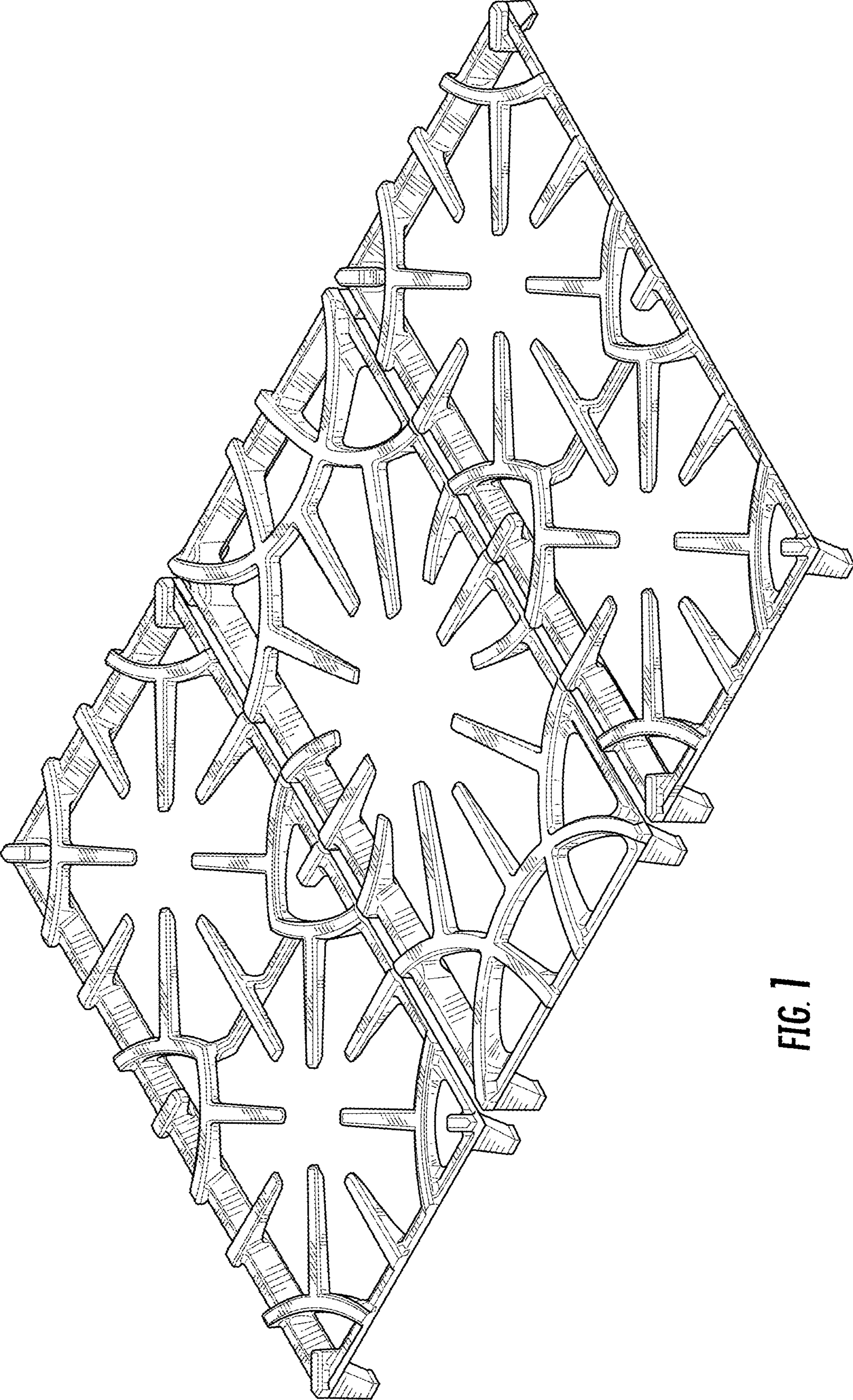



FIG. 1

FIG. 2



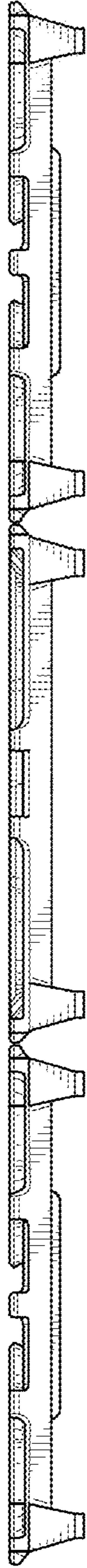


FIG. 3

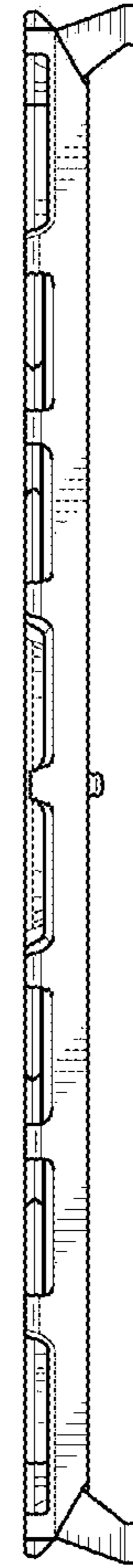


FIG. 4

FIG. 5

