



US00D903379S

(12) **United States Design Patent**
Chen

(10) **Patent No.:** **US D903,379 S**

(45) **Date of Patent:** **** Dec. 1, 2020**

(54) **SOFA COVER**
(71) Applicant: **SHAOXING HUAQIN HOME**
TEXTILE CO., LTD., Shaoxing (CN)
(72) Inventor: **Guohua Chen**, Shaoxing (CN)
(73) Assignee: **SHAOXING HUAQIN HOME**
TEXTILE CO., LTD., Shaoxing (CN)
(**) Term: **15 Years**

6,796,609 B2 * 9/2004 Illulian A47C 31/11
297/218.1
D535,487 S * 1/2007 Mohundro D6/381
7,210,739 B2 * 5/2007 Baines A47C 31/11
297/225
7,422,281 B2 * 9/2008 Miller A47C 31/11
297/224
D610,827 S * 3/2010 Nigro D6/377
D634,150 S * 3/2011 Kantzoglou D6/611
7,959,227 B2 * 6/2011 Miller A47C 31/11
297/224
D680,768 S * 4/2013 Versace D6/371
(Continued)

(21) Appl. No.: **29/747,297**
(22) Filed: **Aug. 21, 2020**
(51) **LOC (12) Cl.** **06-01**
(52) **U.S. Cl.**
USPC **D6/611**
(58) **Field of Classification Search**
USPC D6/334, 360, 361, 371, 374, 381, 610,
D6/611, 716
CPC A47C 31/11; A47C 27/00
See application file for complete search history.

(56) **References Cited**

U.S. PATENT DOCUMENTS

1,698,968 A * 1/1929 Rubenstein A47C 31/11
297/218.1
D105,575 S * 8/1937 Easterman D6/611
D173,625 S * 12/1954 Maurer D6/360
D266,715 S * 11/1982 Tiffany, III D6/361
D367,180 S * 2/1996 Natuzzi D6/334
D367,187 S * 2/1996 Natuzzi D6/334
D403,173 S * 12/1998 Ferguson D6/381
D403,877 S * 1/1999 Gibson D6/334
D419,025 S * 1/2000 Lindberg D6/610
D426,098 S * 6/2000 Firmwalt D6/595
D452,386 S * 12/2001 Mourgue D6/360
D457,005 S * 5/2002 Mourgue D6/334
D473,089 S * 4/2003 Trucchi D6/611
D479,427 S * 9/2003 Illulian D6/611

OTHER PUBLICATIONS

H.Versailtex recliner cover, Jun. 11, 2020, found on Oct. 14, 2020 at https://www.amazon.com/H-VERSAILTEX-Reclining-Slipcovers-Furniture-Customized/dp/B086SLTVZD/ref=cm_cr_arp_d_product_top?ie=UTF8 (Year: 2020).*

(Continued)

Primary Examiner — Karen S Acker


(57) **CLAIM**

The ornamental design for a sofa cover, as shown and described.

DESCRIPTION

FIG. 1 is a perspective view of a sofa cover showing my new design;
FIG. 2 is a bottom perspective view thereof;
FIG. 3 is a front elevational view thereof;
FIG. 4 is a rear elevational view thereof;
FIG. 5 is a left side elevational view thereof;
FIG. 6 is a right side elevational view thereof;
FIG. 7 is a top plan view thereof;
FIG. 8 is a bottom plan view thereof; and,
FIG. 9 is an enlarged detail view of area 9 shown in FIG. 3.

1 Claim, 9 Drawing Sheets



(56)

References Cited

U.S. PATENT DOCUMENTS

D702,051 S * 4/2014 Rasenberg A47C 31/11
D6/334
D730,084 S * 5/2015 Rodack A47C 31/11
D6/611
D741,614 S * 10/2015 George, II D6/371
D801,720 S * 11/2017 Morrison D6/381
D813,572 S 3/2018 Erdman
2014/0015295 A1* 1/2014 Baines A47C 31/11
297/225
2015/0265064 A1* 9/2015 Vigano A47C 31/10
297/224
2017/0367491 A1* 12/2017 Reaves A47G 9/06
2020/0069071 A1* 3/2020 Cartisano A47C 31/11

OTHER PUBLICATIONS

Stretch Recliner Slipcover, Oct. 27, 2019, found on Oct. 14, 2020
at <https://www.amazon.com/Slipcover-Reclining-Furniture-Protector-Grey-loveseat/dp/B07VQNXPW?th=1> (Year: 2019).*

* cited by examiner




FIG. 1




FIG. 2




FIG. 3




FIG. 4



FIG. 5



FIG. 6




FIG. 7




FIG. 8




FIG. 9