



US00D903373S

(12) **United States Design Patent** (10) **Patent No.:** **US D903,373 S**
Lv (45) **Date of Patent:** **** Dec. 1, 2020**

(54) **CURTAIN WITH APERTURES**

(71) Applicant: **Haiping Lv**, Hebei (CN)

(72) Inventor: **Haiping Lv**, Hebei (CN)

(**) Term: **15 Years**

(21) Appl. No.: **29/738,310**

(22) Filed: **Jun. 16, 2020**

(51) **LOC (12) Cl.** **06-10**

(52) **U.S. Cl.**
USPC **D6/580**

(58) **Field of Classification Search**
USPC D6/575-578
CPC .. A47H 2023/025; A47H 23/00; A47H 23/02;
A47H 23/04
See application file for complete search history.

(56) **References Cited**

U.S. PATENT DOCUMENTS

2,840,155	A *	6/1958	Stern	A47H 13/00 160/124
D189,178	S *	11/1960	Poisson	D5/41
D195,252	S *	5/1963	Nikolich	A47H 13/00 D5/1
D289,842	S *	5/1987	Schomaker	A47H 13/04 6/575
D362,147	S	9/1995	Voccia		
D369,540	S *	5/1996	Weder	A47H 23/02 D9/629
D426,738	S *	6/2000	Goodwin	A47K 3/38 D6/575
D655,552	S	3/2012	Beyda		
D668,091	S	10/2012	Zahner		
8,695,193	B2	4/2014	Kress et al.		
9,788,692	B2 *	10/2017	Chenoweth	A47K 3/38
D809,822	S	2/2018	Brown et al.		
D882,292	S	4/2020	Ma et al.		
2015/0114579	A1 *	4/2015	Baines	A47H 23/02 160/330
2017/0027389	A1 *	2/2017	Pollard	A47H 13/04

OTHER PUBLICATIONS

Kids Curtains by Nicetown. Sold on amazon.com Jul. 19, 2017. Accessed on Sep. 14, 2020. (Year: 2017).*

Tulle Overlay Star Cut Out Blackout Curtains by Best Home Fashion. Jan. 24, 2018. Accessed on Sep. 14, 2020. (Year: 2018).*
Hughapy Star Curtains Ombre Blackout Curtains for Kids Girls Bedroom Living Room Double Layer Star Cut Out Sparkle Blackout Gradient Window Curtains, 1 Panel—(52W×95L, Grey) https://www.amazon.com/Hughapy-Curtains-Blackout-Bedroom-Gradient/dp/B07RWS8T6Z/ref=cm_cr_arp_d_product_top?ie=UTF8 (Year 2018).

* cited by examiner

Primary Examiner — Kevin K Rudzinski

Assistant Examiner — Clare Ann Gannon


(57) **CLAIM**

The ornamental design for a curtain with apertures, as shown and described.

DESCRIPTION

FIG. 1 is a perspective view of a curtain with apertures showing my new design;
FIG. 2 is a front elevational view thereof;
FIG. 3 is a rear elevational view thereof;
FIG. 4 is a left side elevational view thereof;
FIG. 5 is a right side elevational view thereof;
FIG. 6 is a top plan view thereof;
FIG. 7 is a bottom plan view thereof;
FIG. 8 is another perspective view in the condition of use thereof;
FIG. 9 is another perspective view in the condition of use thereof; and,
FIG. 10 is a partially enlarged view thereof.
The broken lines in FIGS. 8 and 9 depict environment that forms no part of the claimed design.

1 Claim, 10 Drawing Sheets






FIG.1



FIG.2




FIG.3

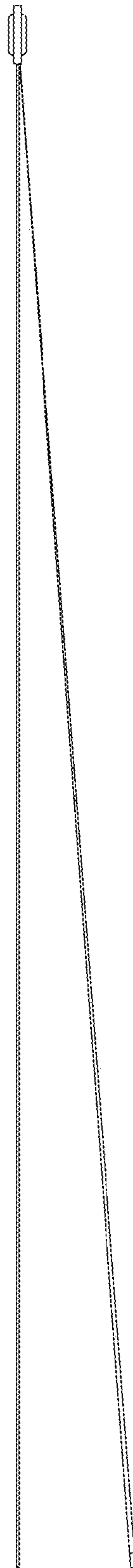


FIG.4

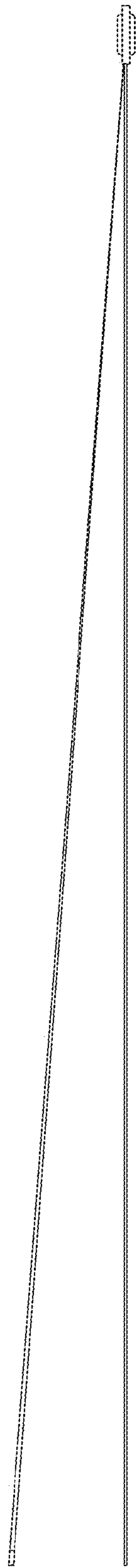


FIG.5

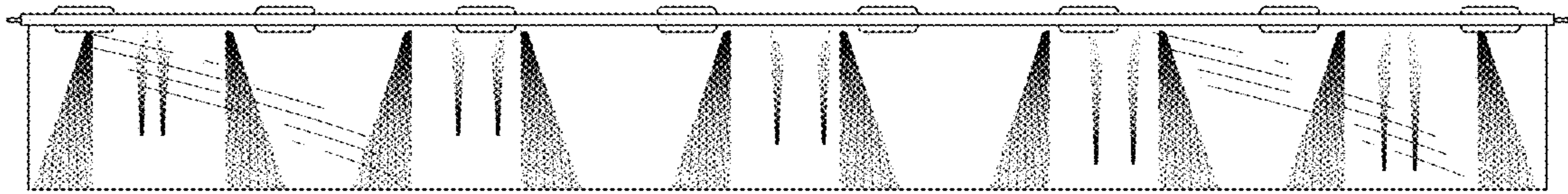


FIG.6

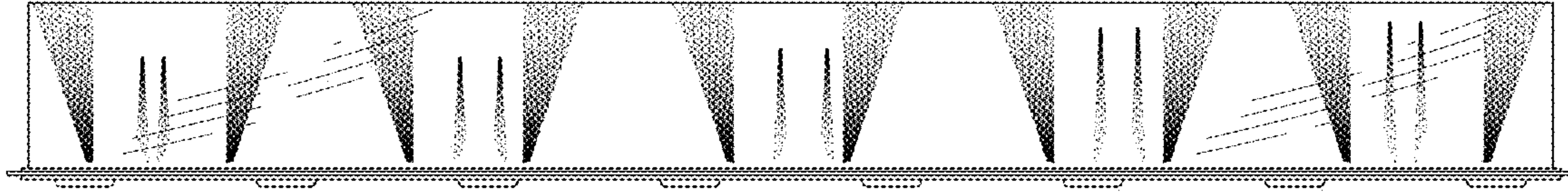


FIG.7

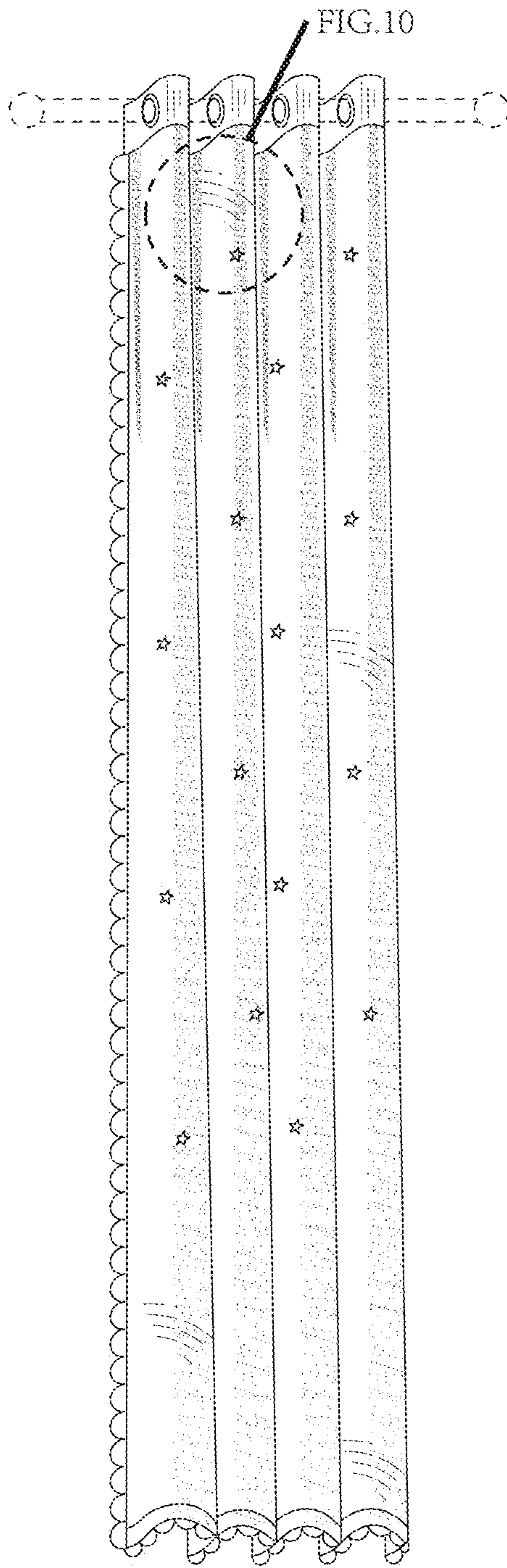


FIG. 8

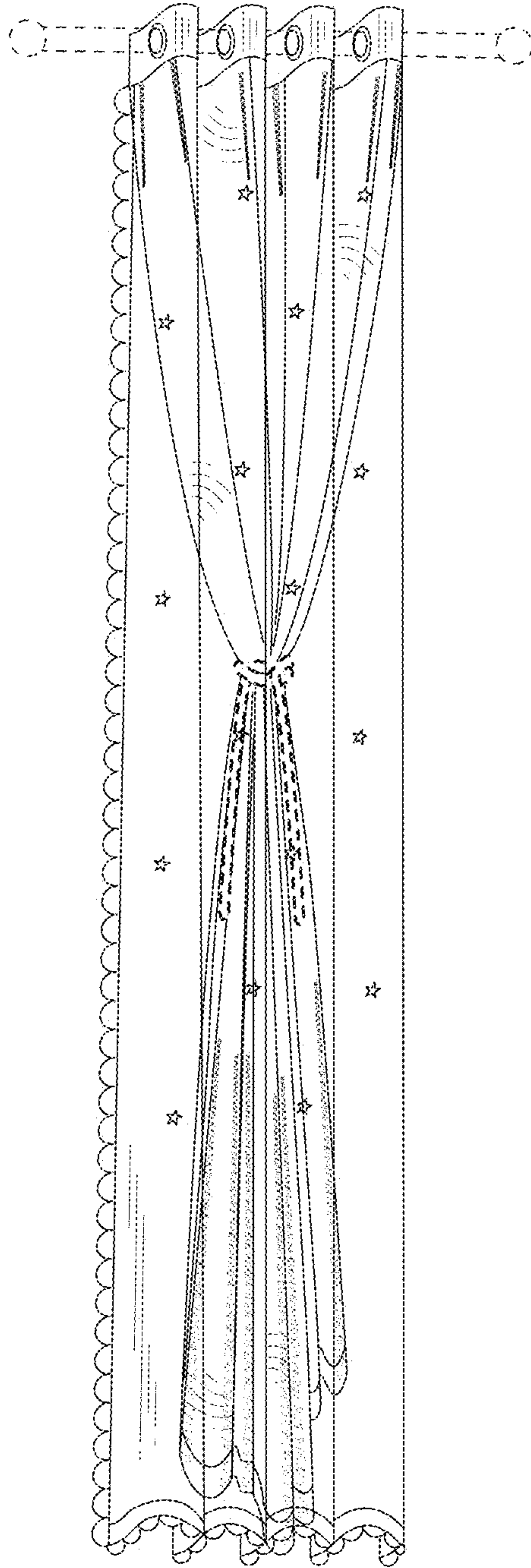


FIG.9

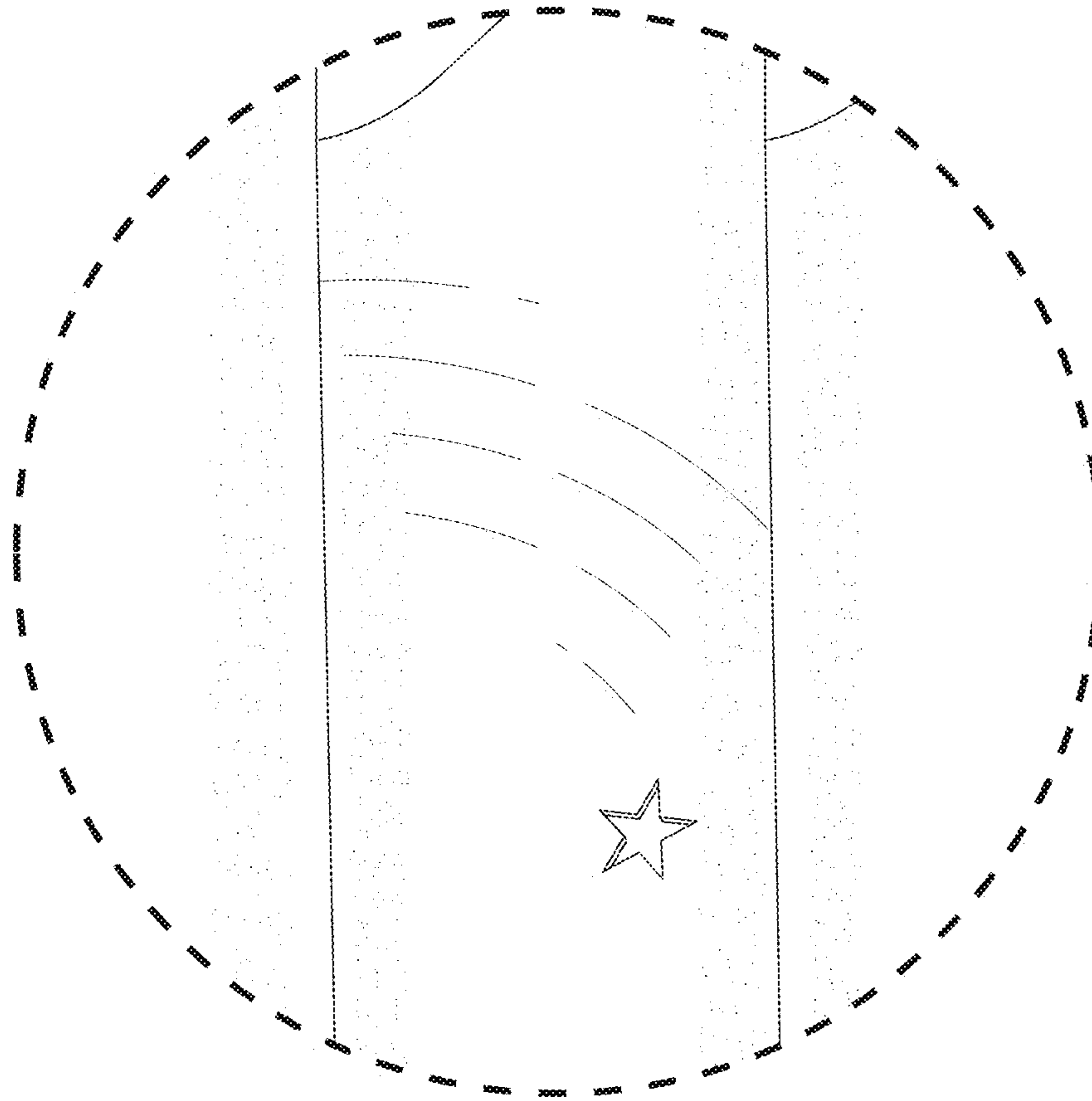


FIG.10