



US00D903360S

(12) **United States Design Patent** (10) **Patent No.:** **US D903,360 S**
Stevens et al. (45) **Date of Patent:** **** Dec. 1, 2020**

(54) **SEAT**
(71) Applicant: **HERMAN MILLER LIMITED,**
Melksham (GB)
(72) Inventors: **Richard Stevens,** Cornwall (GB);
Matthew Longbottom, London (GB)
(73) Assignee: **HERMAN MILLER LIMITED,**
Melksham (GB)
(**) Term: **15 Years**
(21) Appl. No.: **29/670,196**
(22) Filed: **Nov. 14, 2018**
(51) **LOC (12) Cl.** **06-01**
(52) **U.S. Cl.**
USPC **D6/375**
(58) **Field of Classification Search**
USPC D6/339, 353, 356, 368, 601, 655, 716.1,
D6/716.2, 716.3, 716.4, 716.5, 716.6,
D6/716.7, 375, 716
CPC .. A47C 3/04; A47C 3/16; A47C 7/021; A47C
7/407; A47C 17/1655; A47K 3/122;
B60N 2/02; B60N 2/20; B60N 2/22;
B60N 2/32; B60N 2/38; B60N 2/3002;
B60N 2/3004; B60N 2/3011; B60N
2/3065; B60N 2/3097; B63B 2709/00;
B63B 29/04; B63B 2029/043; Y10S
297/02
See application file for complete search history.

(56) **References Cited**
U.S. PATENT DOCUMENTS
1,400,717 A * 12/1921 Benson B60N 2/60
297/452.4
D142,800 S * 11/1945 Watson D6/375
D178,880 S * 10/1956 Hauser et al. D6/375
2,803,291 A * 8/1957 Meyer A47C 3/029
297/452.13

2,845,111 A * 7/1958 Barecki B60N 2/242
297/302.1
3,393,941 A * 7/1968 Grosfillex A47C 7/02
297/440.22
3,586,370 A * 6/1971 Barecki A47C 31/02
297/228.11
3,759,572 A * 9/1973 Koepke A47C 4/022
297/452.4
D228,483 S * 10/1973 Sebel D6/375
D289,120 S * 4/1987 Chadwick D6/380
D349,826 S * 8/1994 Homann D6/375
D355,090 S * 2/1995 Ivcevic D6/716
D390,387 S * 2/1998 Buffon D6/366
D420,816 S * 2/2000 Wilcox D6/356
D422,805 S * 4/2000 Smith D6/373
D463,149 S * 9/2002 Levy D6/375
D464,208 S * 10/2002 Kwon D6/373
D493,642 S * 8/2004 Maran D6/375
D494,789 S * 8/2004 Brown D6/716

(Continued)

Primary Examiner — Kevin K Rudzinski
Assistant Examiner — Paul D Bohannon
(74) *Attorney, Agent, or Firm* — Michael Best &
Friedrich LLP

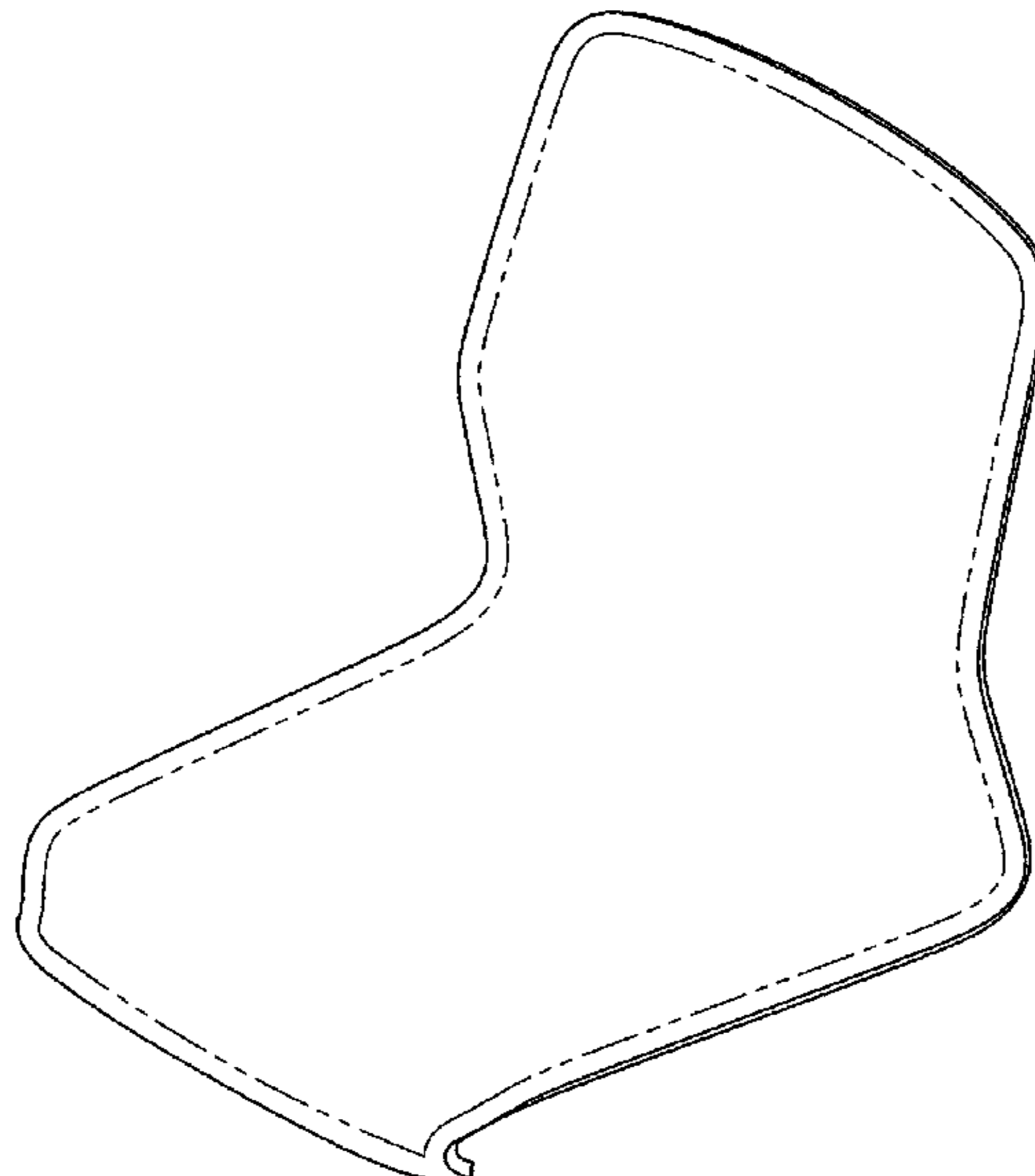
(57) **CLAIM**

The ornamental design for a seat, as shown and described.

DESCRIPTION

FIG. 1 is a top perspective view of the design.
FIG. 2 is a bottom perspective view of FIG. 1.
FIG. 3 is a right side view of FIG. 1.
FIG. 4 is a left side view of FIG. 1.
FIG. 5 is a front view of FIG. 1.
FIG. 6 is a rear view of FIG. 1.
FIG. 7 is a top view of FIG. 1; and,
FIG. 8 is a bottom view of FIG. 1.
The dash-dot lines indicate a boundary line and form no part
of the claimed design. Furthermore, the interior thereof
forms no part of the claimed design.

1 Claim, 5 Drawing Sheets



(56)

References Cited

U.S. PATENT DOCUMENTS

D505,801 S * 6/2005 Cesaroni D6/379
 D518,304 S * 4/2006 Crescenti D6/373
 D543,385 S * 5/2007 Loew D6/366
 D549,018 S * 8/2007 Glass D6/375
 D553,373 S * 10/2007 Herold, III D6/356
 D553,380 S * 10/2007 Natuzzi D6/375
 D554,384 S * 11/2007 Scheper D6/374
 D557,911 S * 12/2007 Herold, III D6/356
 D565,318 S * 4/2008 Alter Molina D6/375
 D568,085 S * 5/2008 Pawsey D6/601
 D584,068 S * 1/2009 Figueras Mitjans D6/375
 D591,986 S * 5/2009 Schmitz D6/716
 D592,873 S * 5/2009 Olano Jauregui D6/373
 D611,740 S * 3/2010 Koh D6/375
 D618,005 S * 6/2010 Heltemes D6/375
 D628,831 S * 12/2010 Schmitz D6/716
 D628,832 S * 12/2010 Schmitz D6/375
 D663,132 S * 7/2012 Morrison D6/375
 D665,593 S * 8/2012 Morrison D6/375
 D690,147 S * 9/2013 Meyer D6/375

D715,569 S * 10/2014 Laub D6/375
 D715,572 S * 10/2014 Laub D6/375
 D729,538 S * 5/2015 Kotilainen D6/375
 D753,945 S * 4/2016 Johnson A47C 3/04
 D805,315 S * 12/2017 Leong D6/375
 D811,107 S * 2/2018 Engelhardt D6/375
 D815,869 S * 4/2018 Koh D6/716
 D815,870 S * 4/2018 Koh D6/716
 D819,380 S * 6/2018 Chavarria D6/716
 D820,018 S * 6/2018 Bellin D6/716
 D824,711 S * 8/2018 Brooks D6/716
 D833,791 S * 11/2018 Kolberg D6/716
 D844,357 S * 4/2019 Buffon D6/716
 D850,834 S * 6/2019 Read D6/716
 D850,835 S * 6/2019 Read D6/716
 D864,640 S * 10/2019 Saotome D6/716
 D866,211 S * 11/2019 Morrison D6/372
 D870,502 S * 12/2019 Saotome D6/716
 D871,121 S * 12/2019 Sandona D6/716
 D871,122 S * 12/2019 Sandona D6/716
 2018/0153306 A1 * 6/2018 Schmitz A47C 31/126

* cited by examiner

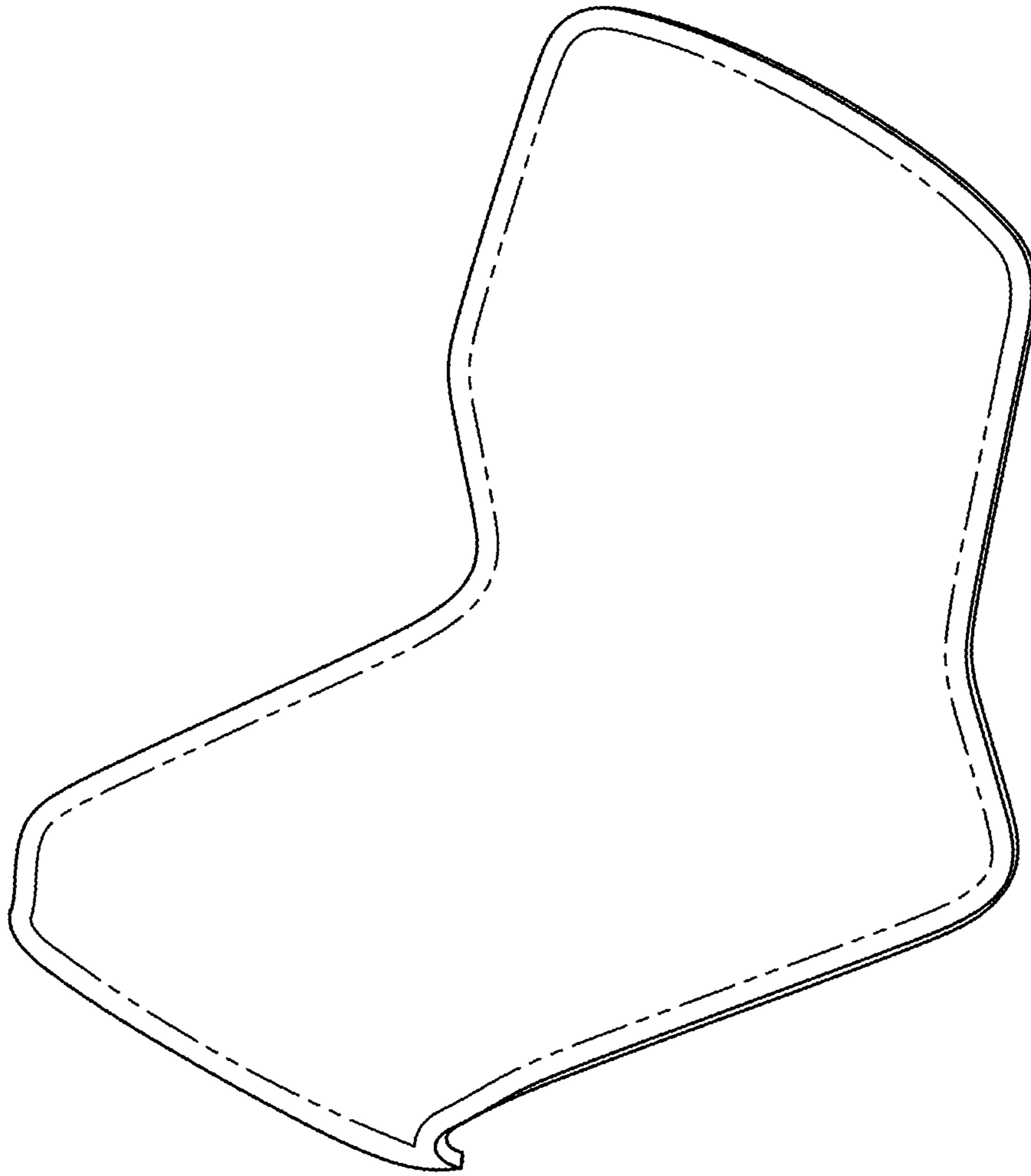


FIG. 1

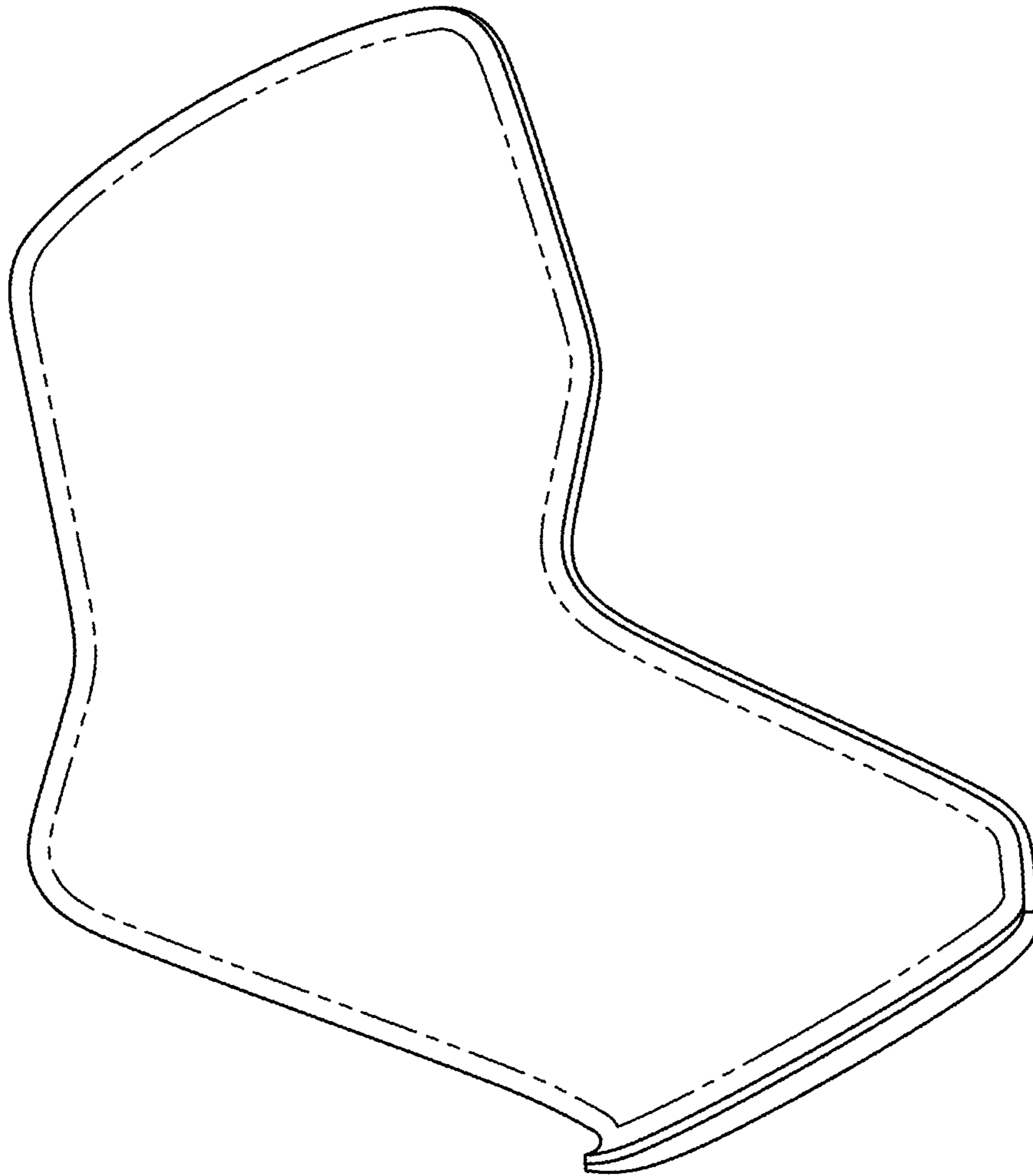


FIG. 2

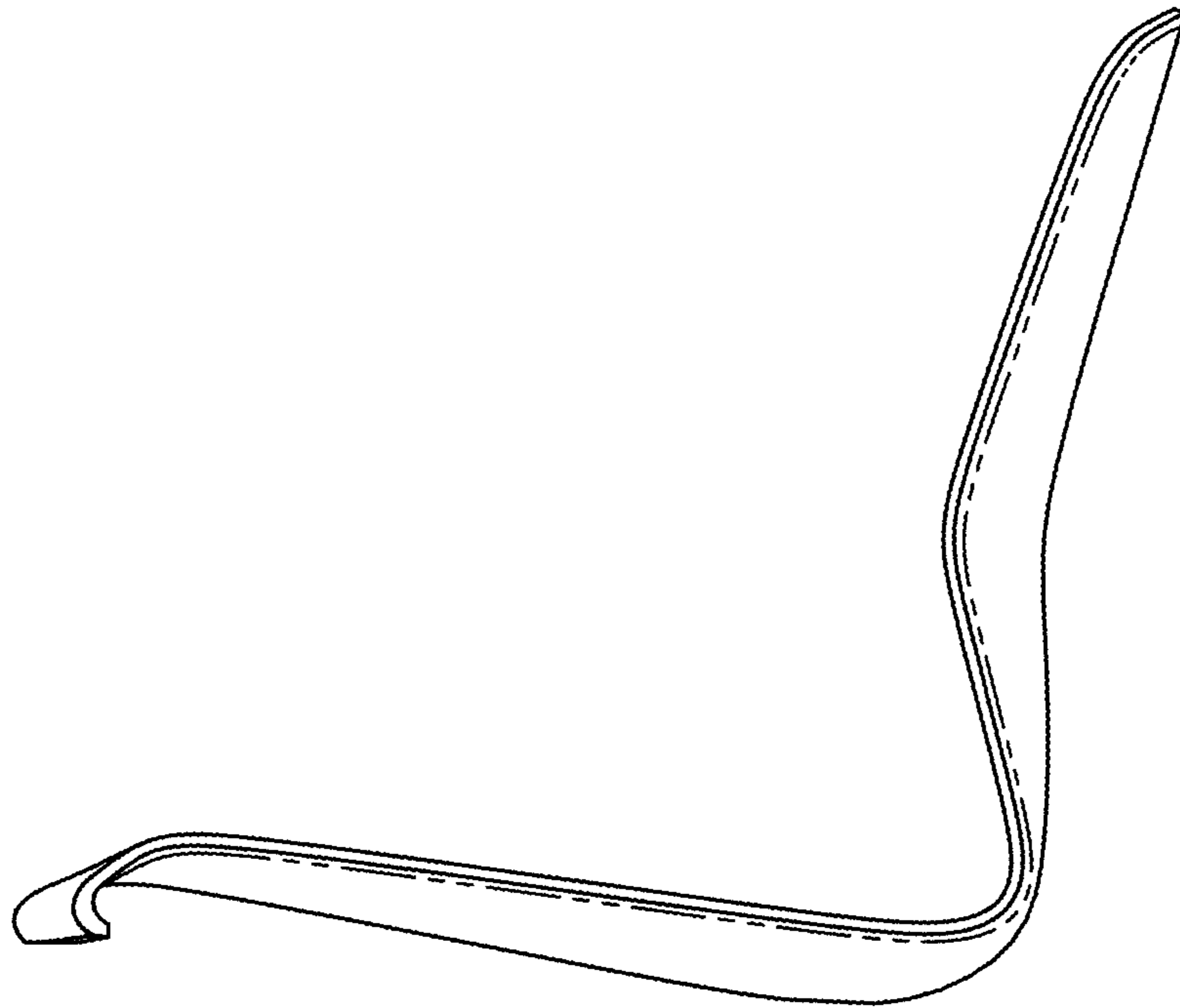


FIG. 3

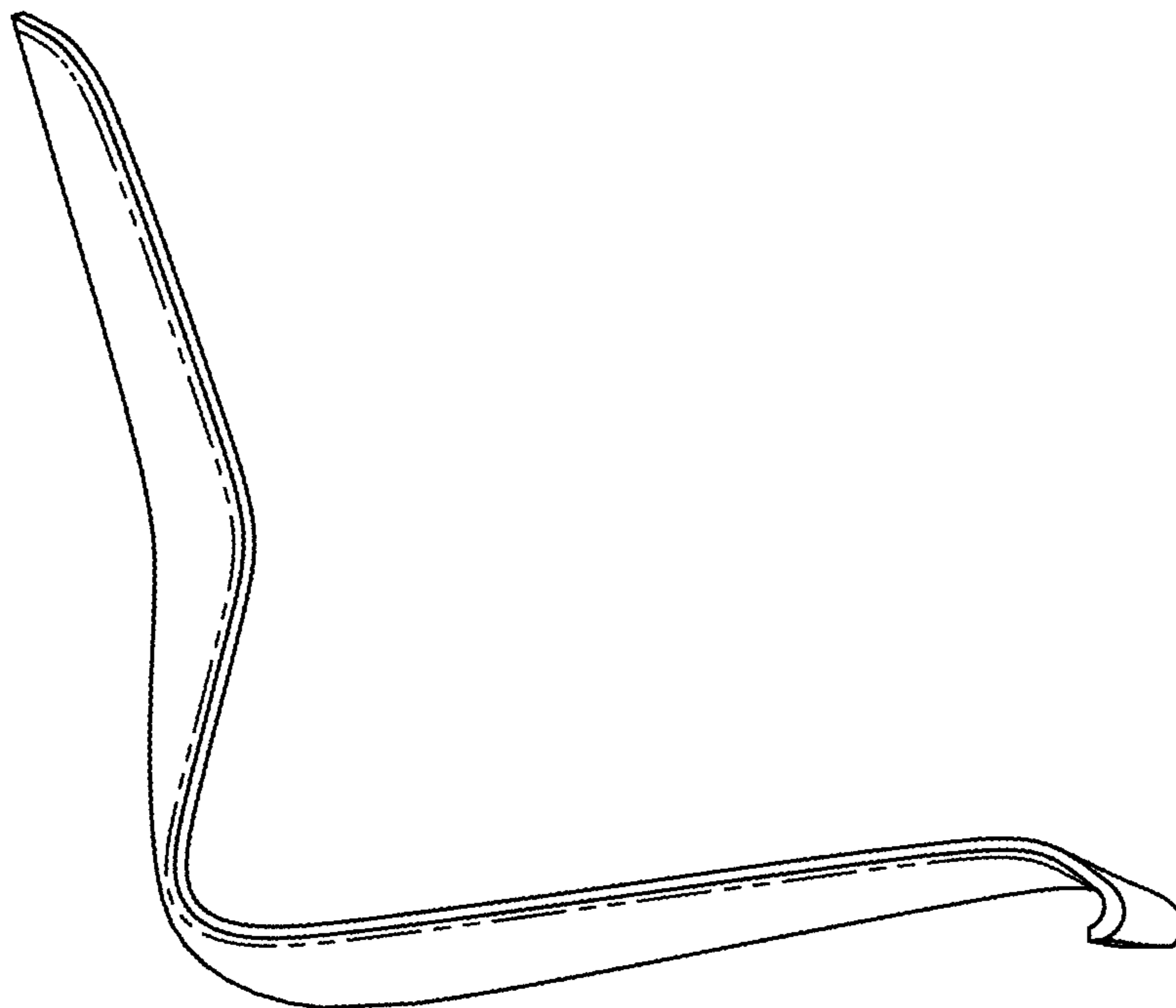


FIG. 4




FIG. 5




FIG. 6

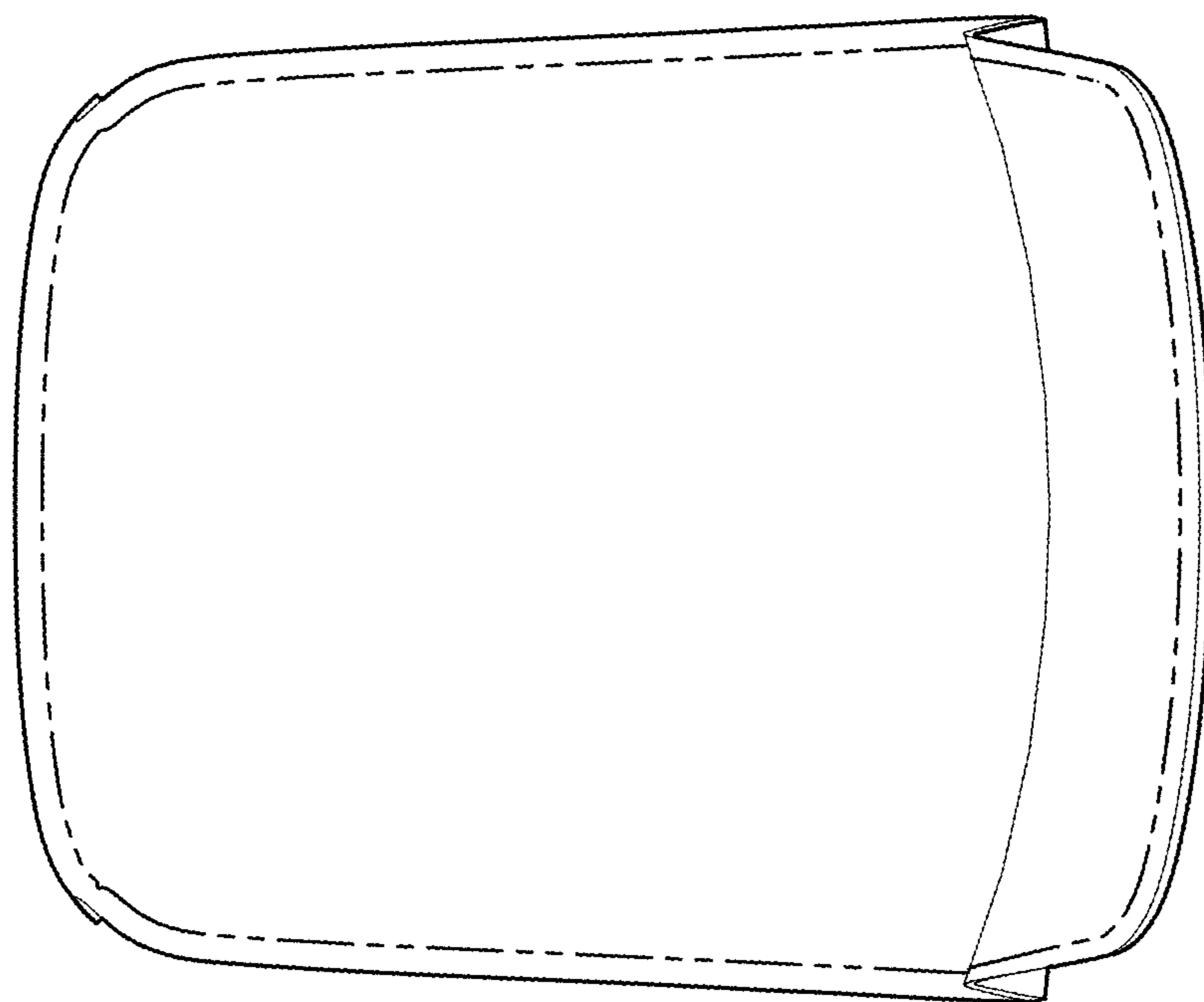


FIG. 7

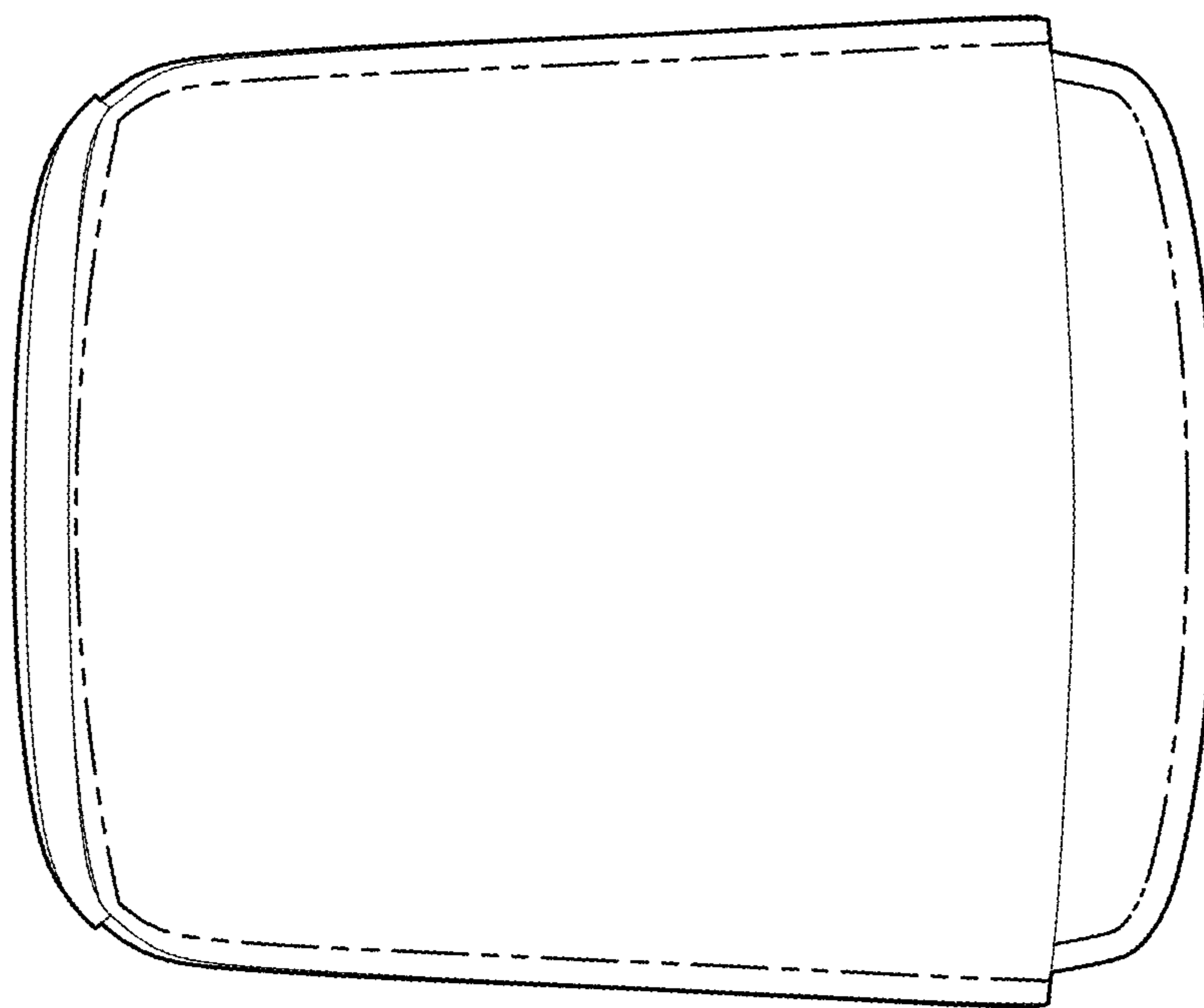


FIG. 8