

US00D903317S

(12) **United States Design Patent** (10) **Patent No.:** **US D903,317 S**  
**Kyte** (45) **Date of Patent:** **\*\* Dec. 1, 2020**

(54) **COLLAPSIBLE CONTAINER**  
(71) Applicant: **ICF SA**, Lugano (CH)  
(72) Inventor: **Eric Alfred Kyte**, Petaling Jaya (MY)  
(73) Assignee: **ICF SA**, Lugano (CH)  
(\*\*) Term: **15 Years**  
(21) Appl. No.: **29/643,757**  
(22) Filed: **Apr. 11, 2018**

*Primary Examiner* — April Rivas  
(74) *Attorney, Agent, or Firm* — Head, Johnson, Kachigian & Wilkinson, PC

(57) **CLAIM**

The ornamental design for a collapsible container, as shown and described.

**DESCRIPTION**

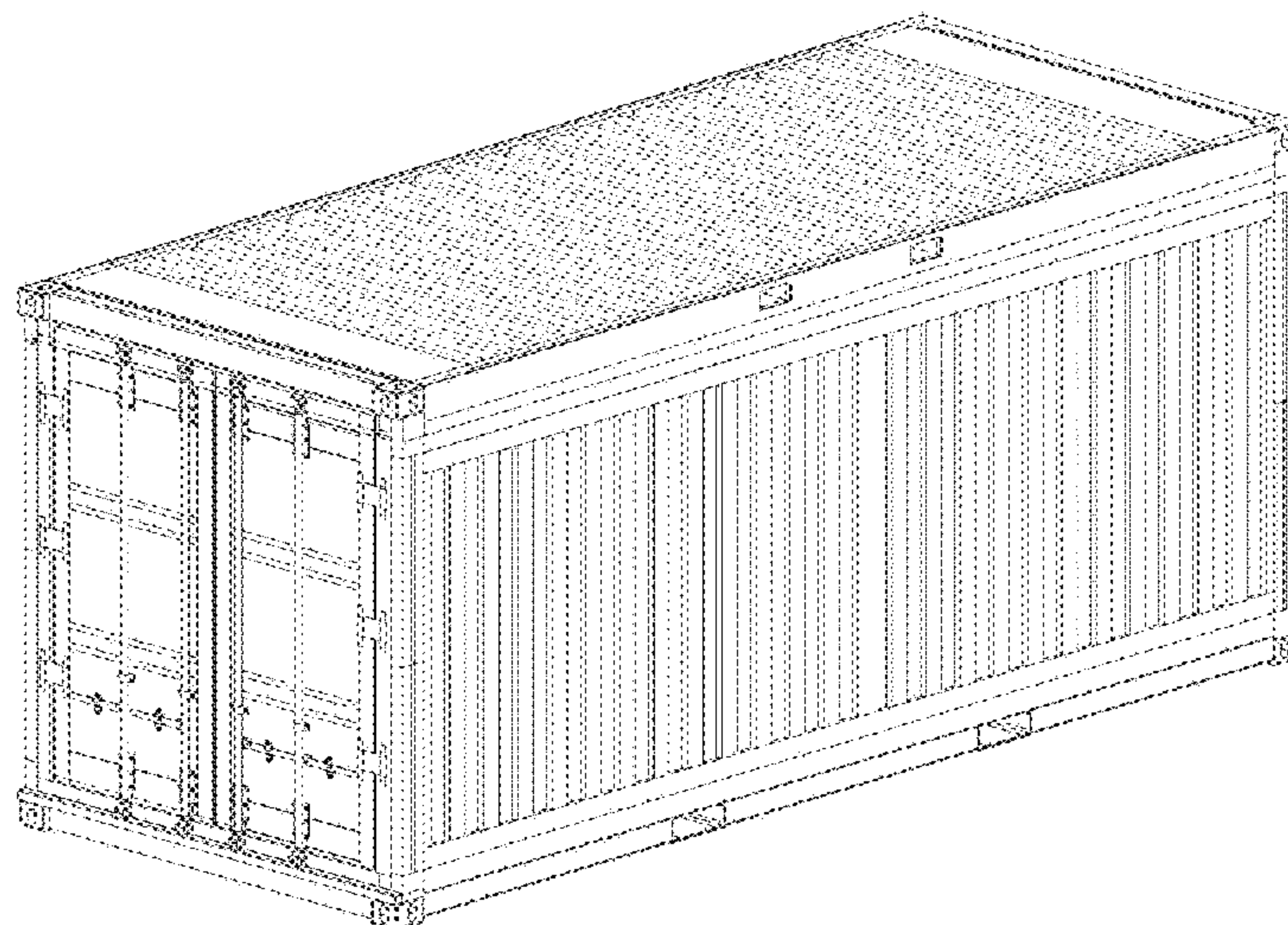
(30) **Foreign Application Priority Data**  
Oct. 11, 2017 (EM) ..... 004395861-0001  
(51) **LOC (12) Cl.** ..... **03-01**  
(52) **U.S. Cl.**  
USPC ..... **D3/272**  
(58) **Field of Classification Search**  
USPC ..... D3/272, 273, 201, 302; D25/33, 34;  
D34/38; D23/202  
CPC ..... B65D 88/26; B65D 88/52; B65D 88/522;  
B65D 88/528; B65D 88/00; B65D  
88/542; B65D 9/12; B65D 11/1873;  
A47B 47/042  
See application file for complete search history.

FIG. 1 is a perspective view of the collapsible container of the present invention in a fully erect configuration;  
FIG. 2 is a front view thereof;  
FIG. 3 is a back view thereof;  
FIG. 4 is a top view thereof;  
FIG. 5 is a bottom view thereof;  
FIG. 6 is a left side view thereof;  
FIG. 7 is a right side view thereof;  
FIG. 8 is a perspective view of an alternate configuration of the collapsible container of the present invention shown in FIG. 1 in a partially collapsed configuration;  
FIG. 9 is a front view thereof;  
FIG. 10 is a back view thereof;  
FIG. 11 is a top view thereof;  
FIG. 12 is a left side view thereof;  
FIG. 13 is a right side view thereof;  
FIG. 14 is a perspective view of a further alternate configuration of the collapsible container of the present invention shown in FIG. 1 in a fully collapsed configuration;  
FIG. 15 is a front view thereof;  
FIG. 16 is a back view thereof;  
FIG. 17 is a top view thereof;  
FIG. 18 is a bottom view thereof;  
FIG. 19 is a left side view thereof; and,  
FIG. 20 is a right side view thereof.  
The broken lines illustrate portions of the collapsible container and form no part of the claimed design.

(56) **References Cited**  
**U.S. PATENT DOCUMENTS**  
D336,157 S \* 6/1993 Bungler ..... D3/201  
D403,153 S \* 12/1998 Martineau ..... D3/272  
D472,704 S \* 4/2003 Bruderer ..... D3/273  
9,517,879 B2 \* 12/2016 Chawla ..... B65D 88/526  
9,802,754 B2 \* 10/2017 Navalon Simon ... B65D 88/522  
D844,838 S \* 4/2019 Li ..... D25/33  
2008/0029508 A1 \* 2/2008 Kochanowski ..... B65D 88/005  
220/1.5  
2010/0018967 A1 \* 1/2010 Schrayvogel ..... B65D 88/52  
220/6  
2015/0108121 A1 \* 4/2015 Kraft ..... B65D 88/522  
220/7

(Continued)

**1 Claim, 20 Drawing Sheets**



(56)

**References Cited**

U.S. PATENT DOCUMENTS

2016/0083176 A1\* 3/2016 Kraft ..... B65D 88/522  
220/1.5  
2017/0225824 A1\* 8/2017 Kraft ..... B65D 7/30  
2017/0362021 A1\* 12/2017 Kendall ..... B65D 88/522  
2018/0009602 A1\* 1/2018 Park ..... B65D 88/12  
2018/0162635 A1\* 6/2018 Kim ..... B65D 88/52

\* cited by examiner



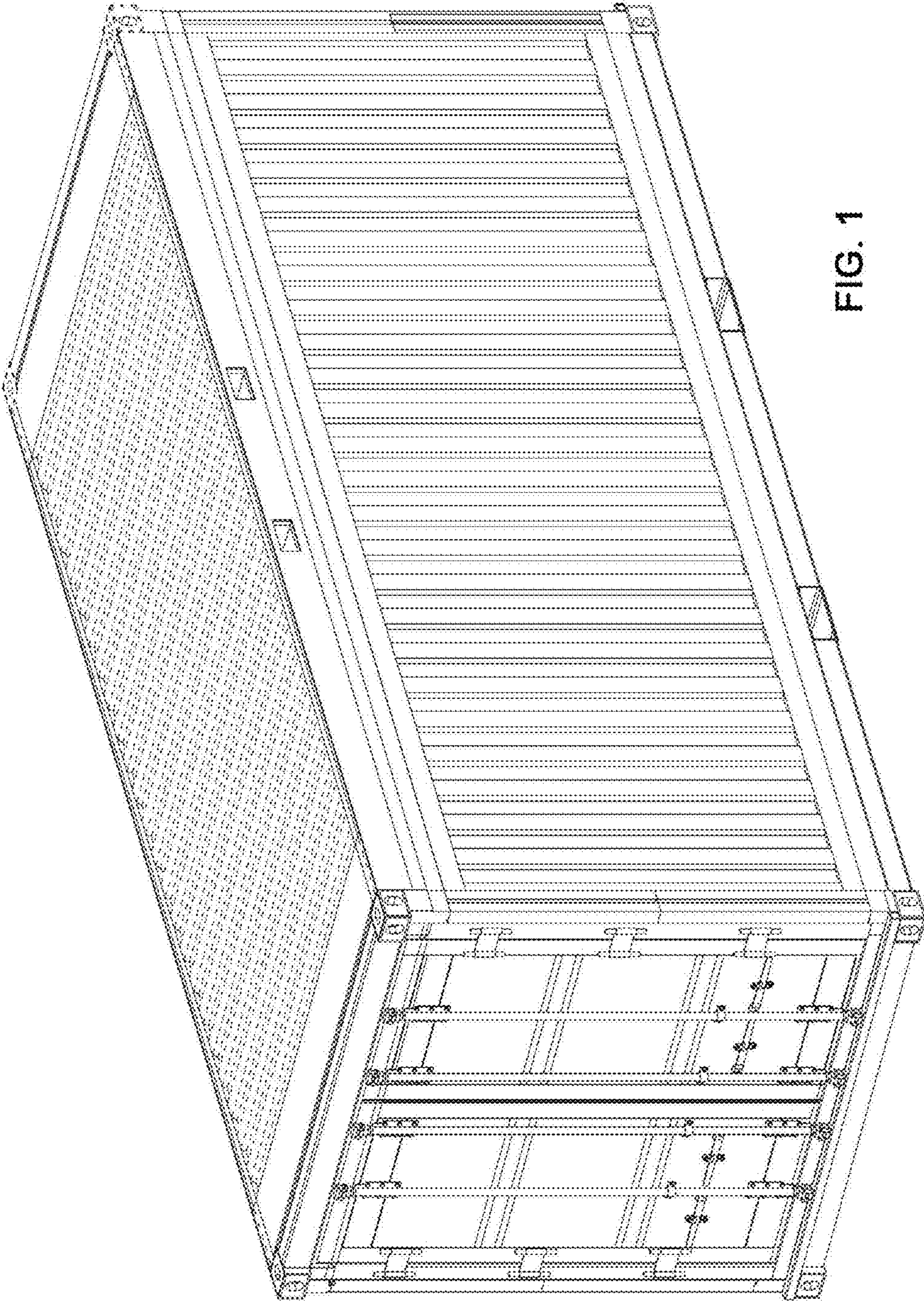


FIG. 1

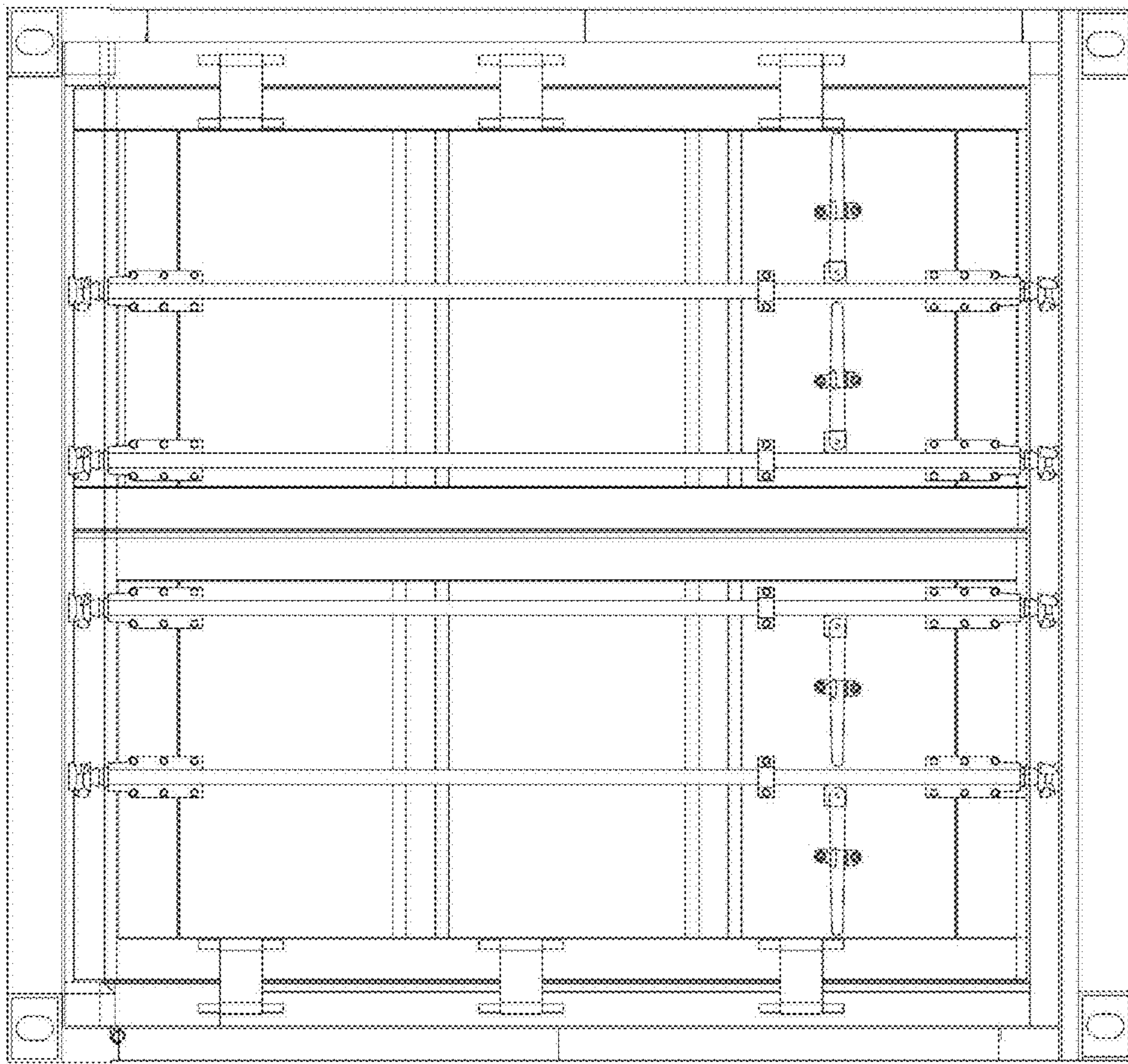


FIG. 2



FIG. 3






FIG. 4




FIG. 5




FIG. 6






FIG. 7

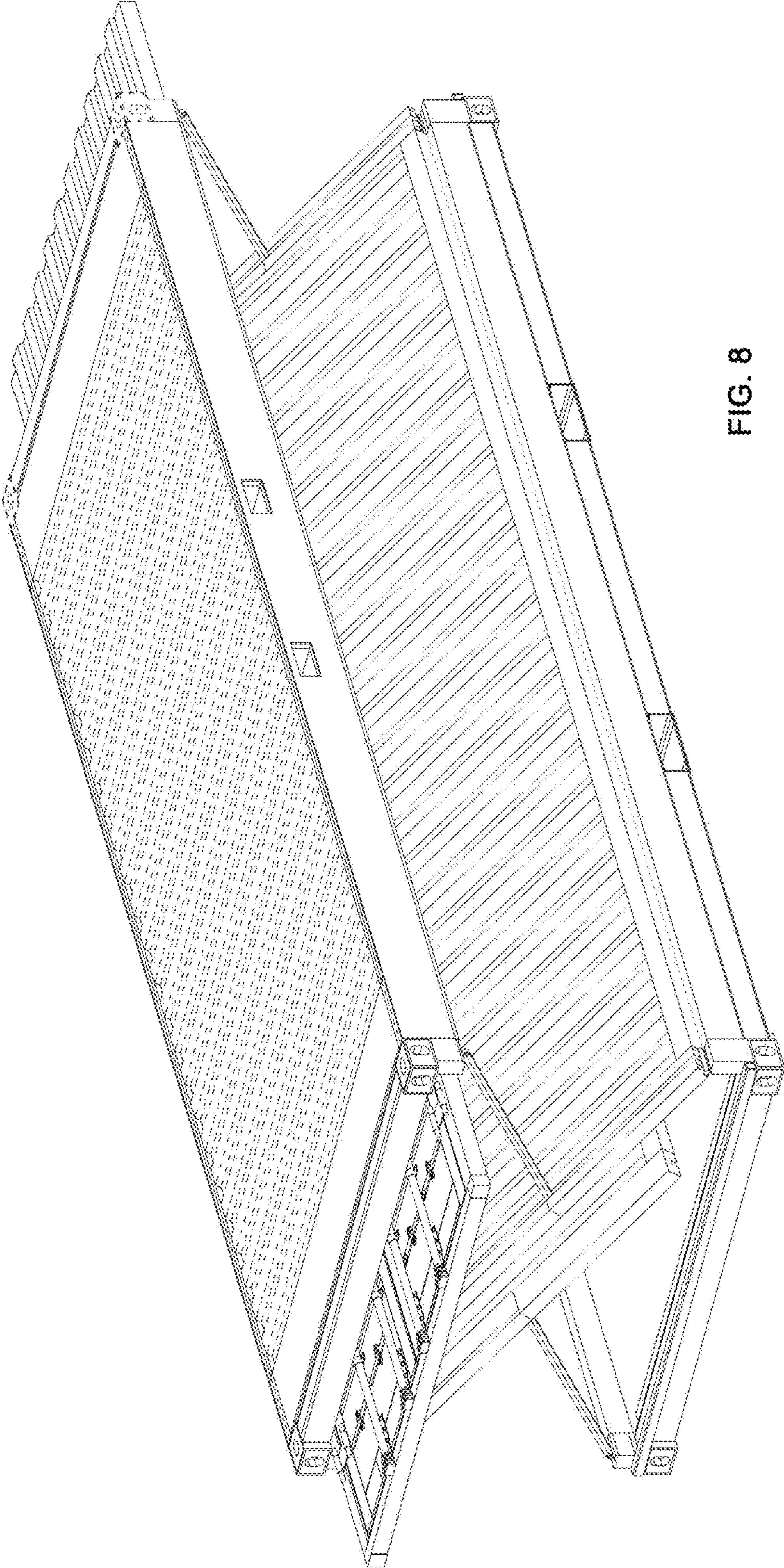


FIG. 8



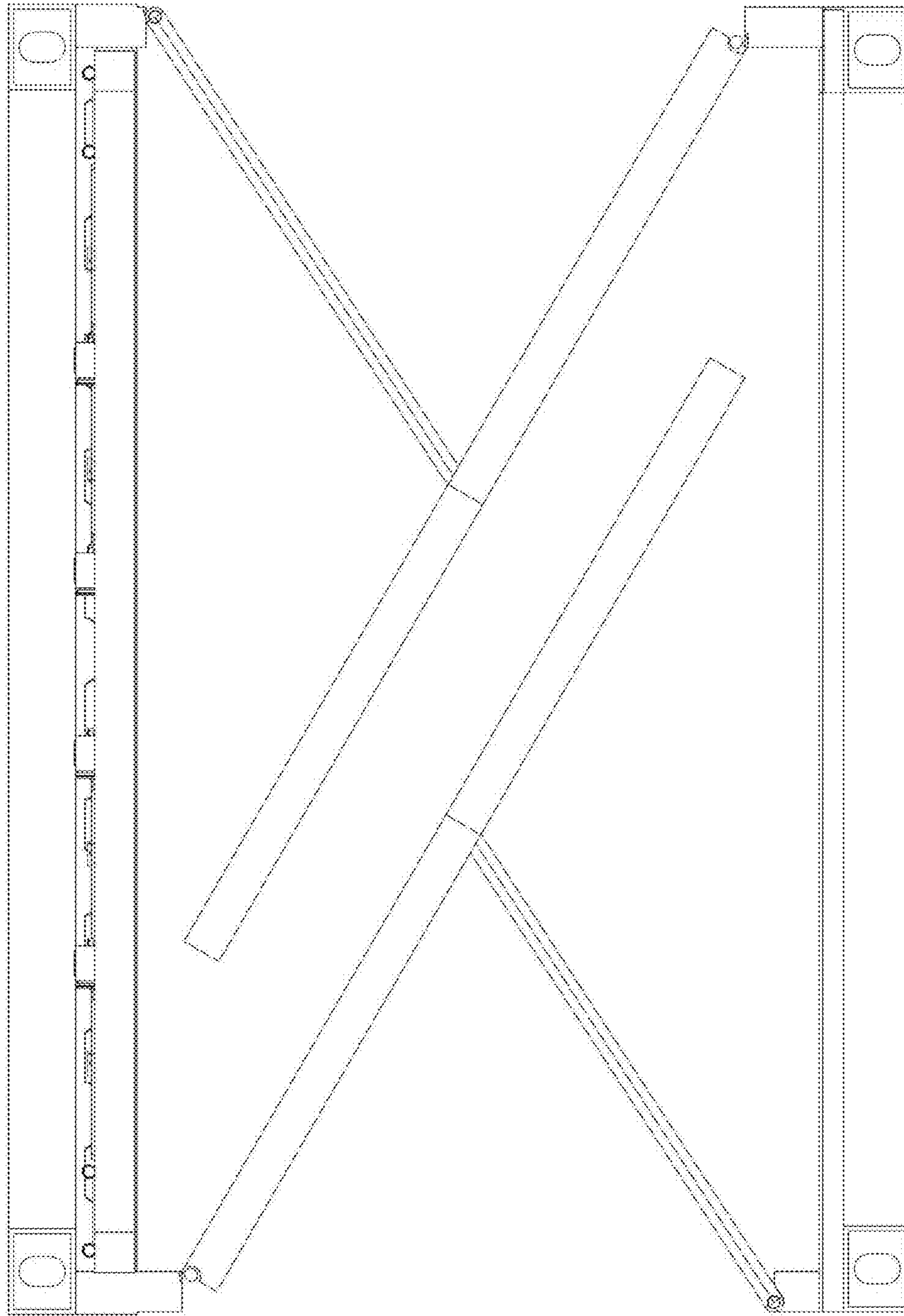


FIG. 9



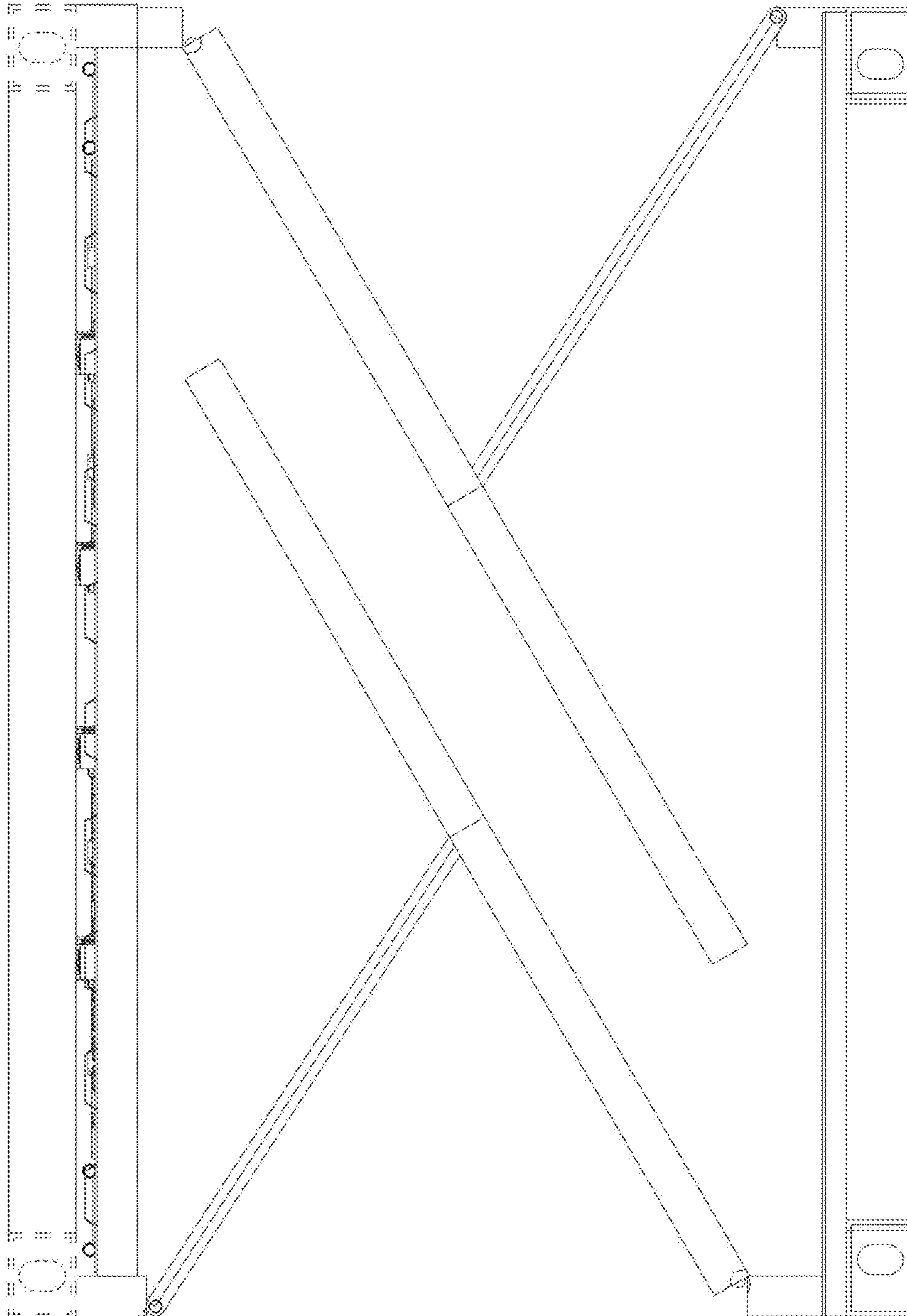


FIG. 10




FIG. 11

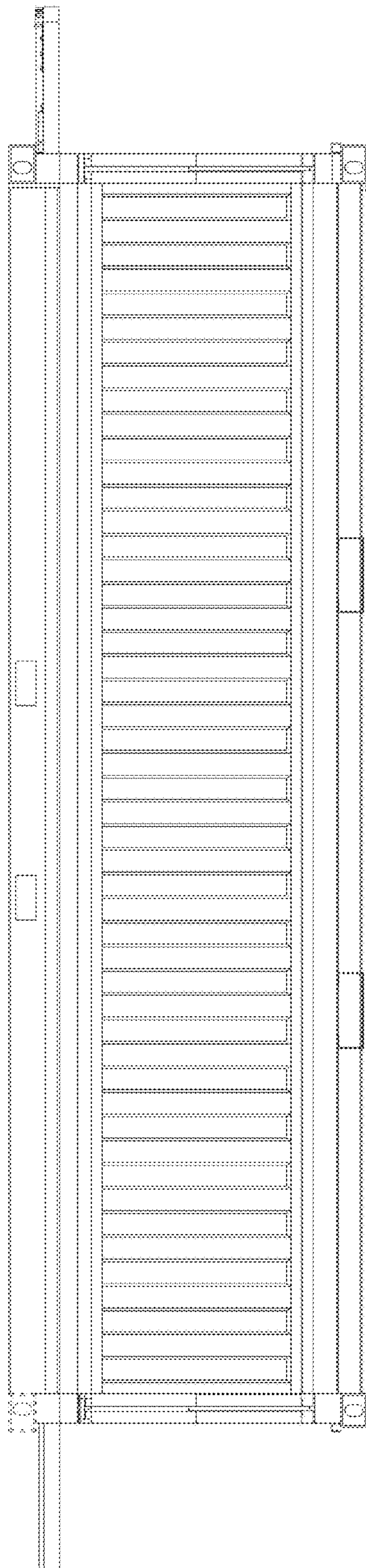


FIG. 12



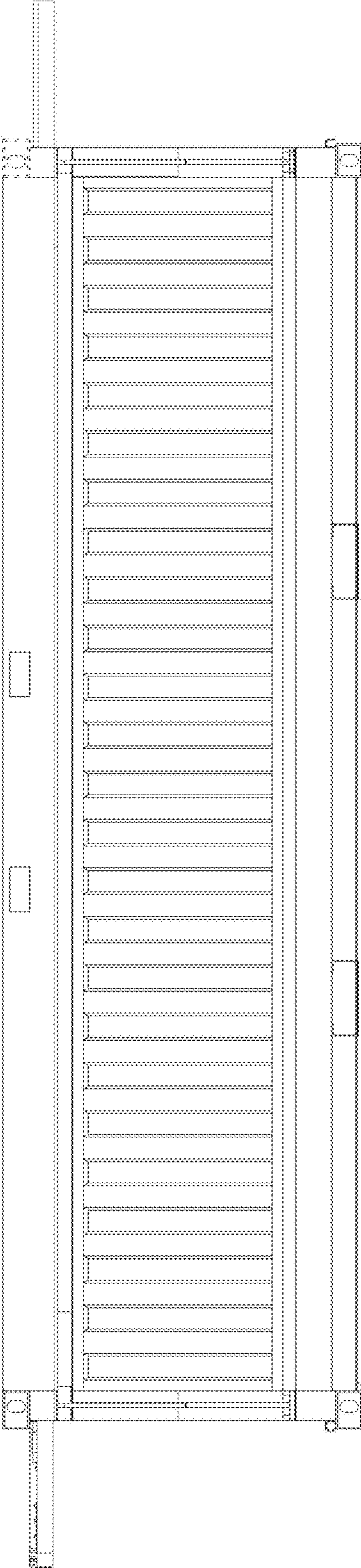


FIG. 13

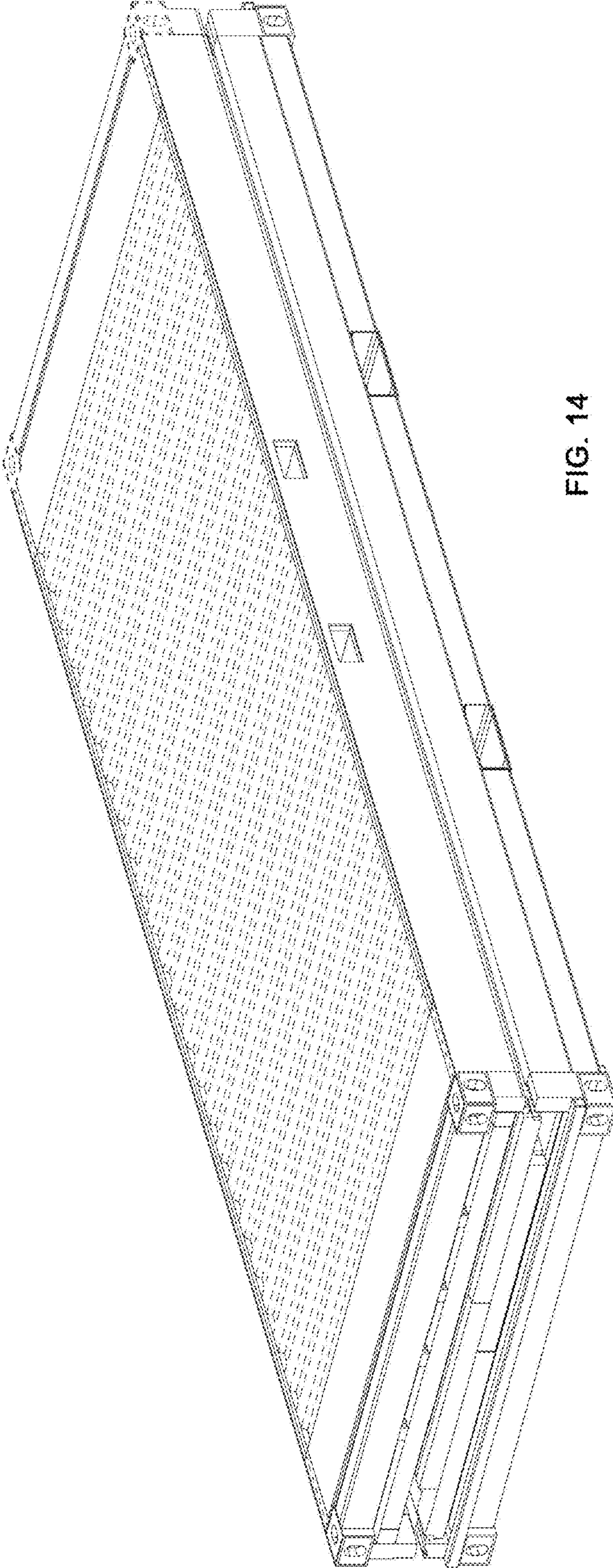


FIG. 14

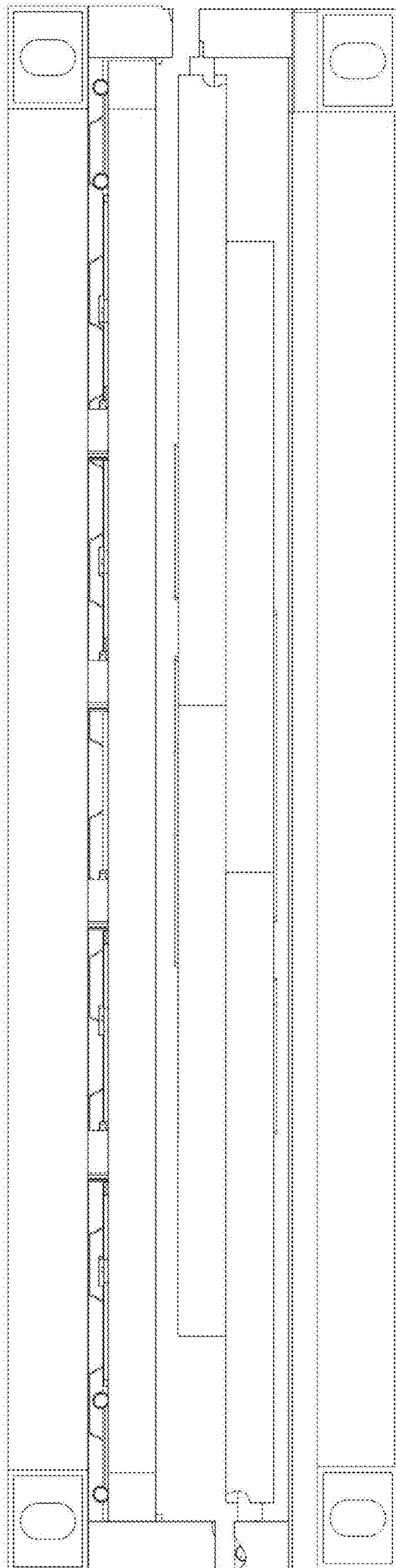


FIG. 15



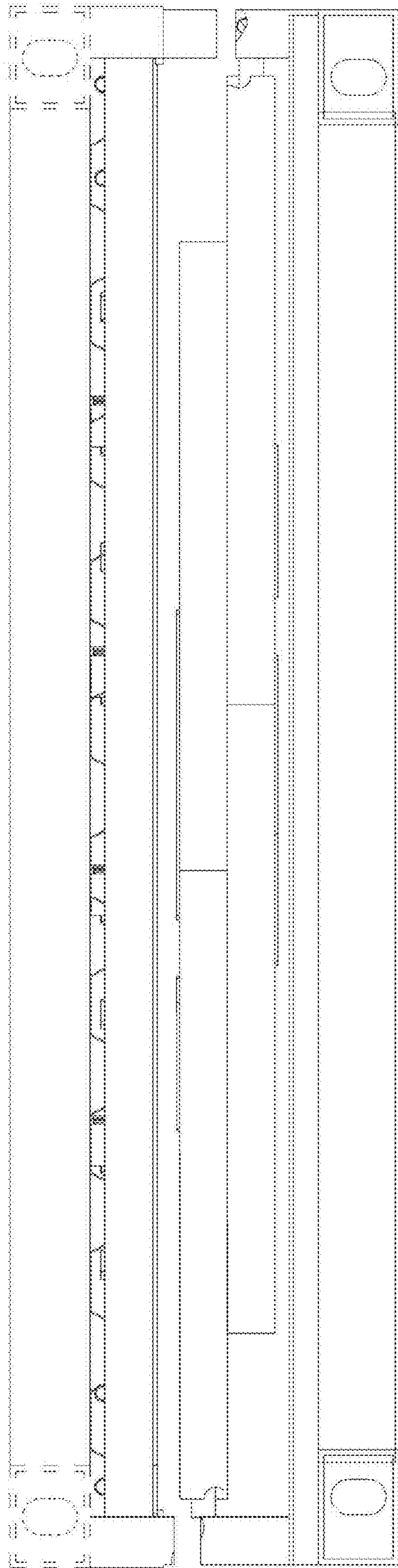


FIG. 16




FIG. 17




FIG. 18






FIG. 19




FIG. 20