



US00D903297S

(12) **United States Design Patent** (10) **Patent No.:** **US D903,297 S**
Deener, Jr. (45) **Date of Patent:** **** Dec. 1, 2020**

(54) **SPORT HAND-HELD FAN**
(71) Applicant: **Irvin Marlowe Deener, Jr.**, Sterling, VA (US)
(72) Inventor: **Irvin Marlowe Deener, Jr.**, Sterling, VA (US)
(73) Assignee: **Irvin Marlowe Deener, Jr.**, Sterling, VA (US)
(**) Term: **15 Years**
(21) Appl. No.: **29/699,729**
(22) Filed: **Jul. 29, 2019**

D302,072 S * 7/1989 Schroeder D3/4
D311,272 S * 10/1990 Sampson D3/1
D327,572 S * 7/1992 Way D3/4
D329,403 S * 9/1992 Trefsgar D11/131
D329,404 S * 9/1992 Trefsgar D11/131
D338,778 S * 8/1993 Routt D3/3
D347,112 S * 5/1994 Monica, Jr. D3/4
D347,658 S * 6/1994 Scapillato D2/613
5,432,991 A * 7/1995 Godleski A63H 3/14
116/306
5,433,025 A * 7/1995 Borghese A63H 3/14
2/158
D370,335 S * 6/1996 Way D3/4
D378,321 S * 3/1997 Fry, Jr. D3/1
D389,638 S * 1/1998 Kubota D3/1
D391,072 S * 2/1998 Martin D3/1
D395,544 S * 6/1998 Smith D3/4
D414,212 S * 9/1999 Palardis D20/29
D414,815 S * 10/1999 McDonald D20/31
D415,342 S * 10/1999 Booth D3/1
D417,547 S * 12/1999 Minnick D3/4

Related U.S. Application Data

(63) Continuation-in-part of application No. 29/669,380, filed on Nov. 7, 2018, now Pat. No. Des. 896,499, and a continuation-in-part of application No. 29/669,381, filed on Nov. 7, 2018, which is a continuation-in-part of application No. 29/669,380, filed on Nov. 7, 2018, now Pat. No. Des. 896,499.

(51) **LOC (12) Cl.** **03-04**
(52) **U.S. Cl.**
USPC **D3/4**

(58) **Field of Classification Search**
USPC D3/1, 2, 3, 4; D11/131, 132, 142, 157, D11/160, 184; D20/29, 30, 31, 99
CPC A63H 33/00; A63H 33/16; A63H 37/00; G09F 1/00; G09F 1/10; G09F 19/00; G09F 19/08; G09F 21/00; G09F 21/026; F04D 25/084; F04D 25/086; A45B 27/00
See application file for complete search history.

(56) **References Cited**
U.S. PATENT DOCUMENTS

D233,243 S * 10/1974 Hicks et al. D11/125
D266,969 S * 11/1982 Pope D3/4

(Continued)

Primary Examiner — Steven J Czyz

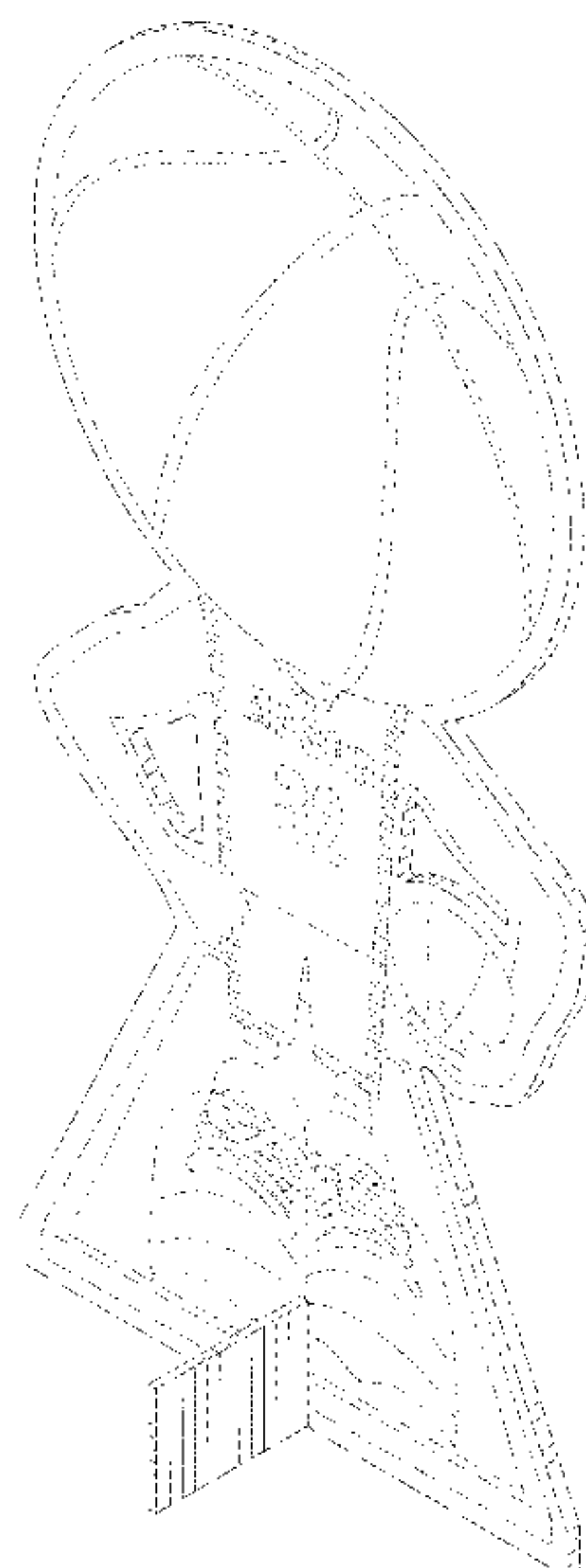
(57) **CLAIM**

The ornamental design for a sport hand-held fan, as shown and described.

DESCRIPTION

FIG. 1 is a front-top perspective view of a sport hand-held fan showing my new design;
FIG. 2 is a front-bottom perspective view thereof;
FIG. 3 is a front elevational view thereof;
FIG. 4 is a rear elevational view thereof;
FIG. 5 is a right-side elevational view thereof;
FIG. 6 is a left-side elevational view thereof;
FIG. 7 is a top plan view thereof; and,
FIG. 8 is a bottom plan view thereof.
The broken lines depict portions of the article that form no part of the claimed design.

1 Claim, 8 Drawing Sheets



(56)

References Cited

U.S. PATENT DOCUMENTS

D428,248 S * 7/2000 Rippo D3/4
 D429,325 S * 8/2000 Macaree D20/30
 D429,559 S * 8/2000 Pecher D3/1
 D432,454 S * 10/2000 Lawrence D11/131
 D462,999 S * 9/2002 Evans D20/31
 D466,279 S * 12/2002 Smith D3/3
 D472,184 S * 3/2003 Ben-Haim D11/157
 D473,265 S * 4/2003 Miska D20/29
 D490,747 S * 6/2004 Banman D11/160
 D497,477 S * 10/2004 Merriwether D3/1
 D585,327 S * 1/2009 Jenkins D11/157
 D595,611 S * 7/2009 Kuehmicel D11/157
 D607,075 S * 12/2009 McDonald D20/31
 D620,245 S * 7/2010 Harris D3/1
 D624,301 S * 9/2010 McArthur D3/1
 D650,444 S * 12/2011 Farver D20/31
 D664,598 S * 7/2012 Bengyak D20/30
 D681,737 S * 5/2013 Bengyak D20/30
 D706,528 S * 6/2014 Burnett D3/1
 D778,987 S * 2/2017 Pfaff D20/29
 D814,570 S * 4/2018 Ilowite D20/30
 2003/0129058 A1 * 7/2003 Carollo A45B 27/00
 416/5
 2013/0081312 A1 * 4/2013 McFadden G09F 21/026
 40/586
 2016/0202026 A1 * 7/2016 Temple F41J 1/10
 273/406
 2016/0343274 A1 * 11/2016 Stusser G09F 1/14
 2017/0057202 A1 * 3/2017 Ogren B65D 23/14
 2017/0130727 A1 * 5/2017 Deener, Jr. F21V 23/0407

* cited by examiner

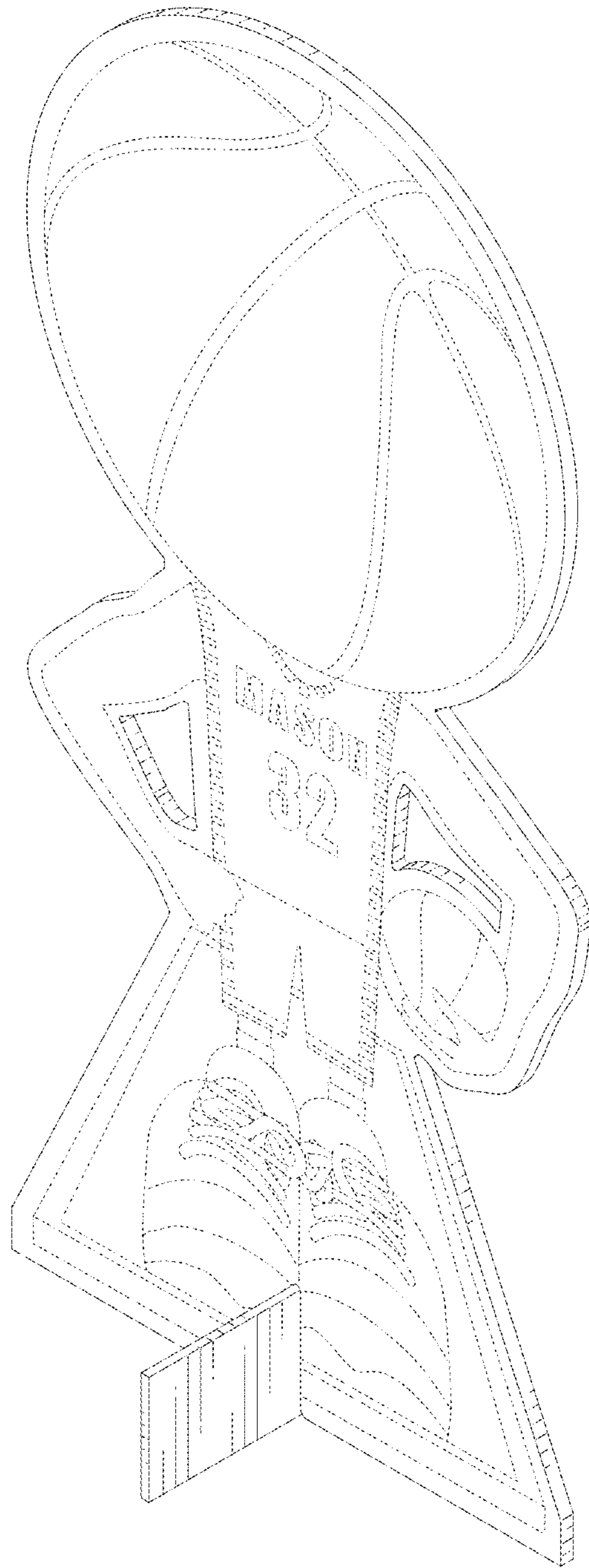


FIG. 1

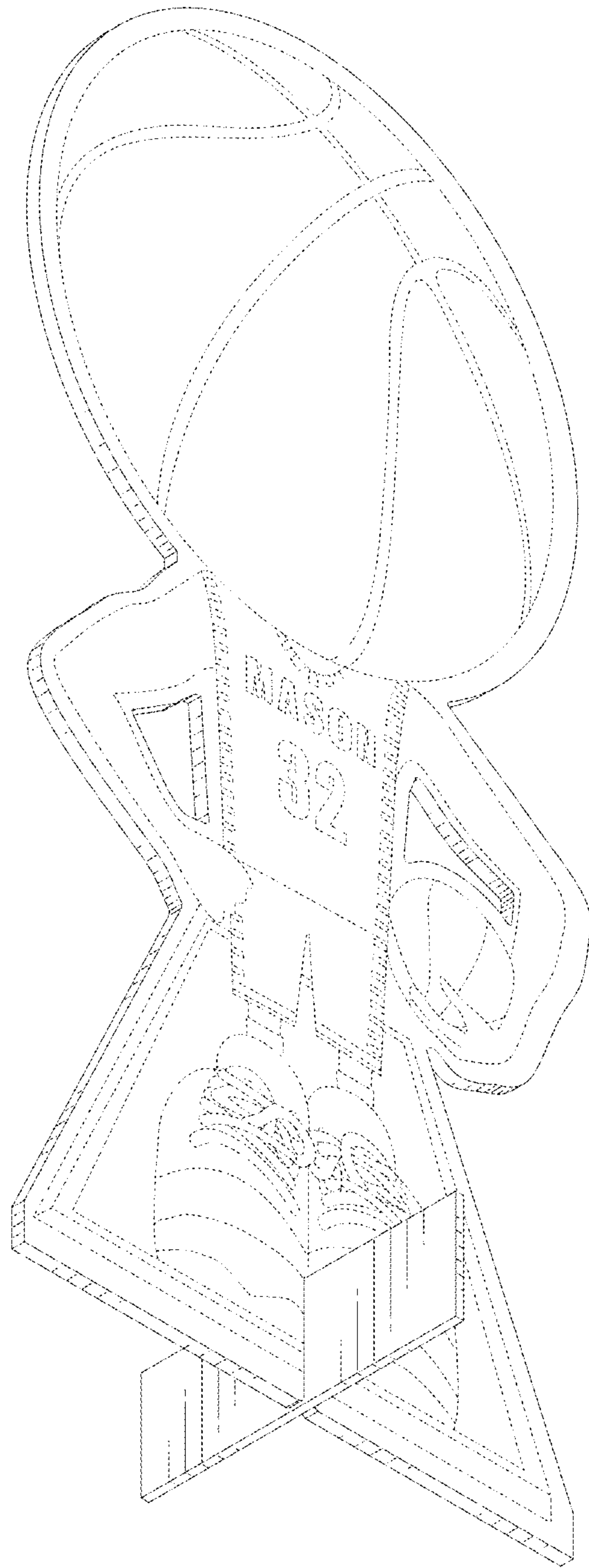


FIG. 2




FIG. 3




FIG. 4

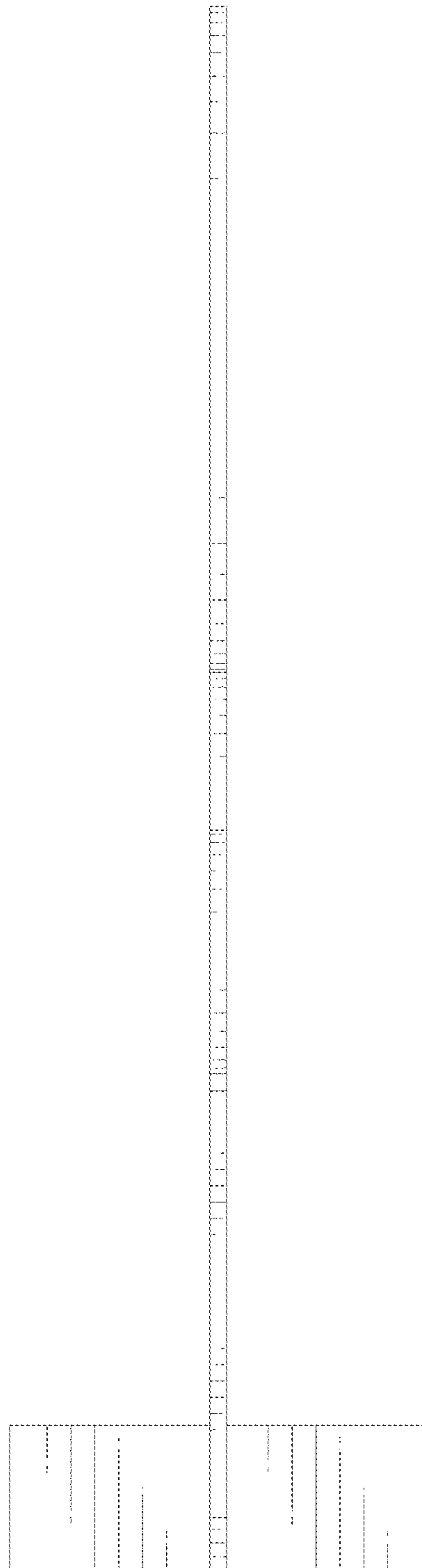


FIG. 5

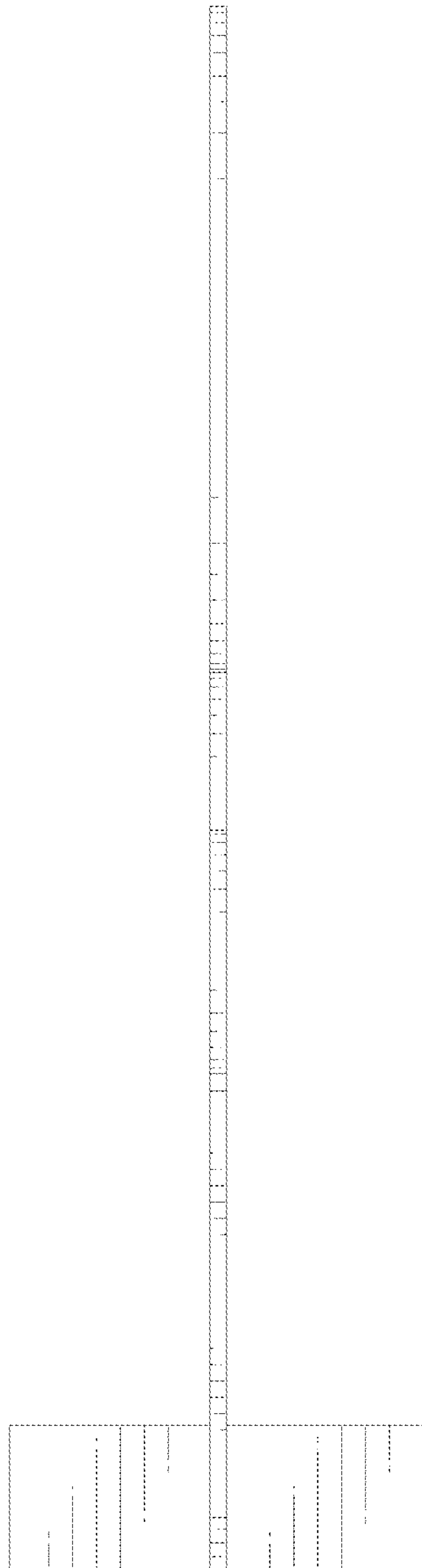


FIG. 6

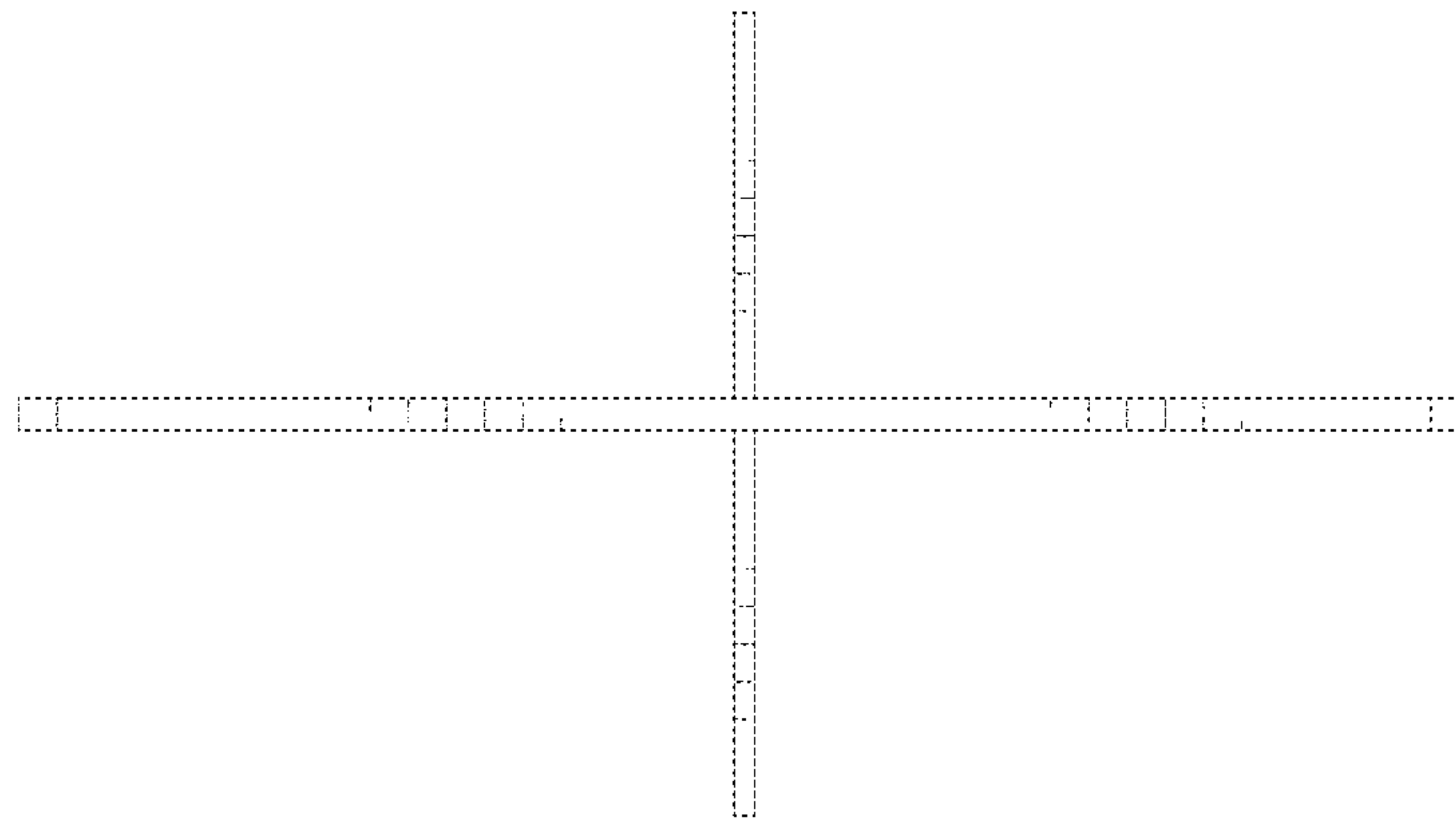


FIG. 7

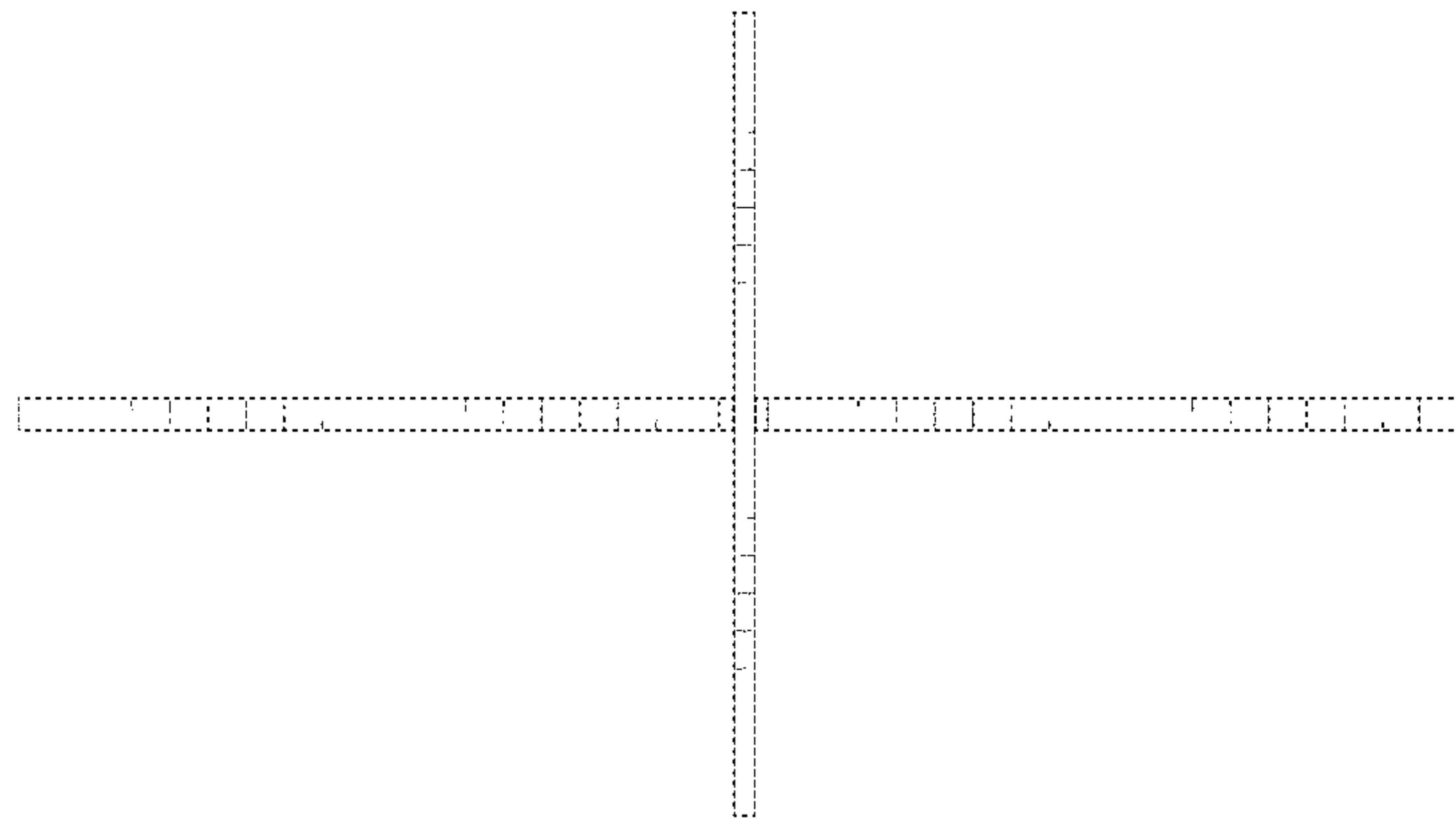


FIG. 8