



US00D903260S

(12) **United States Design Patent**
Howe

(10) **Patent No.:** **US D903,260 S**
(45) **Date of Patent:** **** Dec. 1, 2020**

(54) **SOLE STRUCTURE**

(71) Applicant: **Under Armour, Inc.**, Baltimore, MD (US)

(72) Inventor: **Justin Howe**, Baltimore, MD (US)

(73) Assignee: **UNDER ARMOUR, INC.**, Baltimore, MD (US)

(**) Term: **15 Years**

(21) Appl. No.: **29/649,900**

(22) Filed: **Jun. 3, 2018**

Related U.S. Application Data

(63) Continuation of application No. 29/577,292, filed on Sep. 12, 2016, now Pat. No. Des. 821,717.

(51) **LOC (12) Cl.** **02-04**

(52) **U.S. Cl.**
USPC **D2/957**; D2/947; D2/951; D2/960

(58) **Field of Classification Search**

USPC D2/902, 906, 908, 916, 918, 925, D2/946-962, 977; 36/3 B, 22 R, 24.5, 36/25 R, 28, 32 R, 34 R, 59 C, 67 A, 103
CPC A43B 13/00; A43B 13/02; A43B 13/023; A43B 13/026; A43B 13/04; A43B 13/08; A43B 13/10; A43B 13/12; A43B 13/14; A43B 13/141; A43B 13/143; A43B 13/16; A43B 13/18; A43B 13/181; A43B 13/187; A43B 13/189; A43B 13/20; A43B 13/22; A43B 13/223; A43B 13/24; A43B 13/28; A43B 13/30; A43B 13/32; A43B 13/34; A43B 13/36

See application file for complete search history.

(56) **References Cited**

U.S. PATENT DOCUMENTS

D273,631 S 5/1984 Ueda
D281,542 S 12/1985 Iwakata

D303,316 S 9/1989 Crowley
D326,767 S 6/1992 Martiniano de Oliveira, Jr.
D569,594 S 5/2008 Horne
D640,044 S 6/2011 Badegruber
8,424,223 B2 4/2013 Jara
D707,929 S 7/2014 Feeney
D724,295 S 3/2015 Dodge
D724,296 S 3/2015 Law
D734,931 S 7/2015 McCourt
D746,563 S 1/2016 Dombrow
D752,326 S 3/2016 Bacon
D756,092 S 5/2016 McCourt
D759,359 S 6/2016 Dombrow

(Continued)

Primary Examiner — T Chase Nelson

(74) *Attorney, Agent, or Firm* — Edell, Shapiro & Finnan, LLC

(57) **CLAIM**

The ornamental design for a sole structure, as shown and described.

DESCRIPTION

FIG. 1 is a bottom and front view in perspective of a sole structure showing my new design;
FIG. 2 is a bottom and rear view in perspective thereof;
FIG. 3 is a top view thereof;
FIG. 4 is a bottom view thereof;
FIG. 5 is a lateral side view thereof;
FIG. 6 is a medial side view thereof;
FIG. 7 is a front view thereof; and,
FIG. 8 is a rear view thereof.

The sole structure illustrated is a first embodiment showing a right-footed form of the sole structure. A second embodiment of the sole structure is for the left-footed form of the sole structure, which is a mirror image of the right-footed form, is not illustrated. The broken line illustration of environmental structure in the figures is not part of the claimed design.

1 Claim, 6 Drawing Sheets



(56)

References Cited

U.S. PATENT DOCUMENTS

D759,361 S 6/2016 Robinson, Jr.
 D766,558 S 9/2016 Weddle
 D771,362 S 11/2016 Dombrow
 D778,559 S 2/2017 Dombrow
 D785,305 S 5/2017 Adam
 D791,452 S 7/2017 Dombrow
 9,693,604 B2 7/2017 Cin
 D793,686 S 8/2017 Bacon
 D794,296 S 8/2017 Lee
 D797,423 S 9/2017 Bischoff
 9,775,408 B2 * 10/2017 Cross A43B 13/187
 D821,717 S * 7/2018 Howe D2/957
 10,016,013 B2 * 7/2018 Kormann A43B 5/14
 10,028,550 B2 * 7/2018 Carbo, Jr. A43B 7/34
 10,045,588 B2 * 8/2018 Berend A43B 23/22
 D840,140 S * 2/2019 Dombrow D2/957
 D844,952 S * 4/2019 Taylor D2/947
 D849,380 S * 5/2019 Howe D2/957
 D849,382 S * 5/2019 Jenkins D2/959

D850,083 S * 6/2019 Jenkins D2/959
 D853,690 S * 7/2019 Taylor D2/908
 D859,801 S * 9/2019 Jenkins D2/959
 D871,739 S * 1/2020 O'Connor D2/960
 D879,437 S * 3/2020 Brosseau D2/959
 D879,438 S * 3/2020 Brosseau D2/959
 2011/0247243 A1 10/2011 Eder
 2016/0198793 A1 * 7/2016 Dombrow A43B 13/122
 36/28
 2016/0255911 A1 9/2016 Fujita
 2018/0110291 A1 * 4/2018 Granger A43B 17/006
 2018/0125145 A1 * 5/2018 Giordani A43B 23/07
 2018/0132563 A1 * 5/2018 Hillyer A43B 13/186
 2018/0132565 A1 * 5/2018 Granger A43B 17/18
 2018/0153264 A1 * 6/2018 Amos A43B 1/0009
 2018/0184758 A1 * 7/2018 Glancy A43B 13/22
 2018/0185731 A1 * 7/2018 Glancy A43B 5/001
 2018/0206590 A1 * 7/2018 Amos A43B 1/0009
 2018/0317591 A1 * 11/2018 Hollinger A43B 1/0009
 2018/0325211 A1 * 11/2018 Glancy A43B 13/125
 2020/0077734 A1 * 3/2020 Bidal A43B 5/001
 2020/0093219 A1 * 3/2020 Iuchi A43B 13/386

* cited by examiner

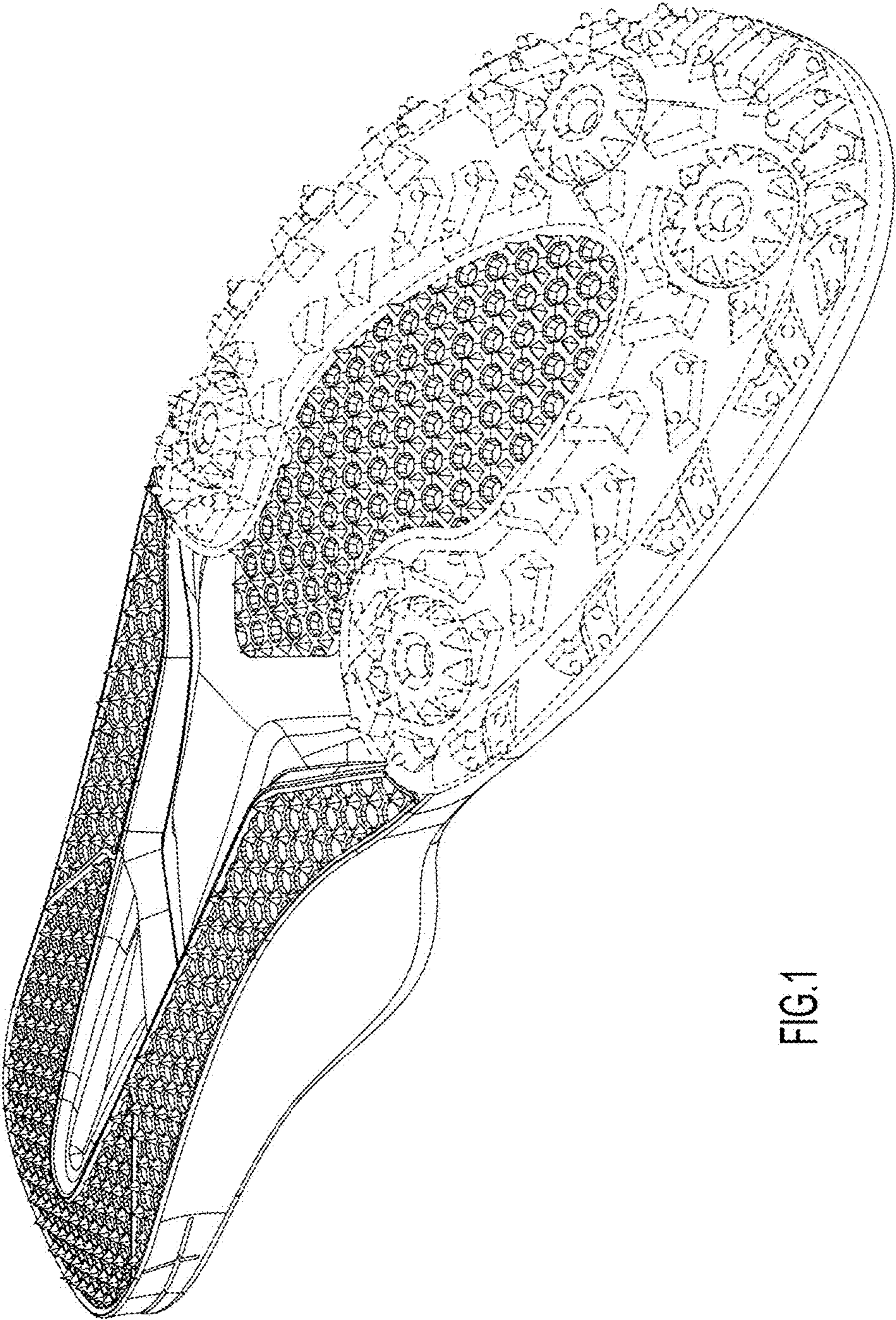


FIG.1

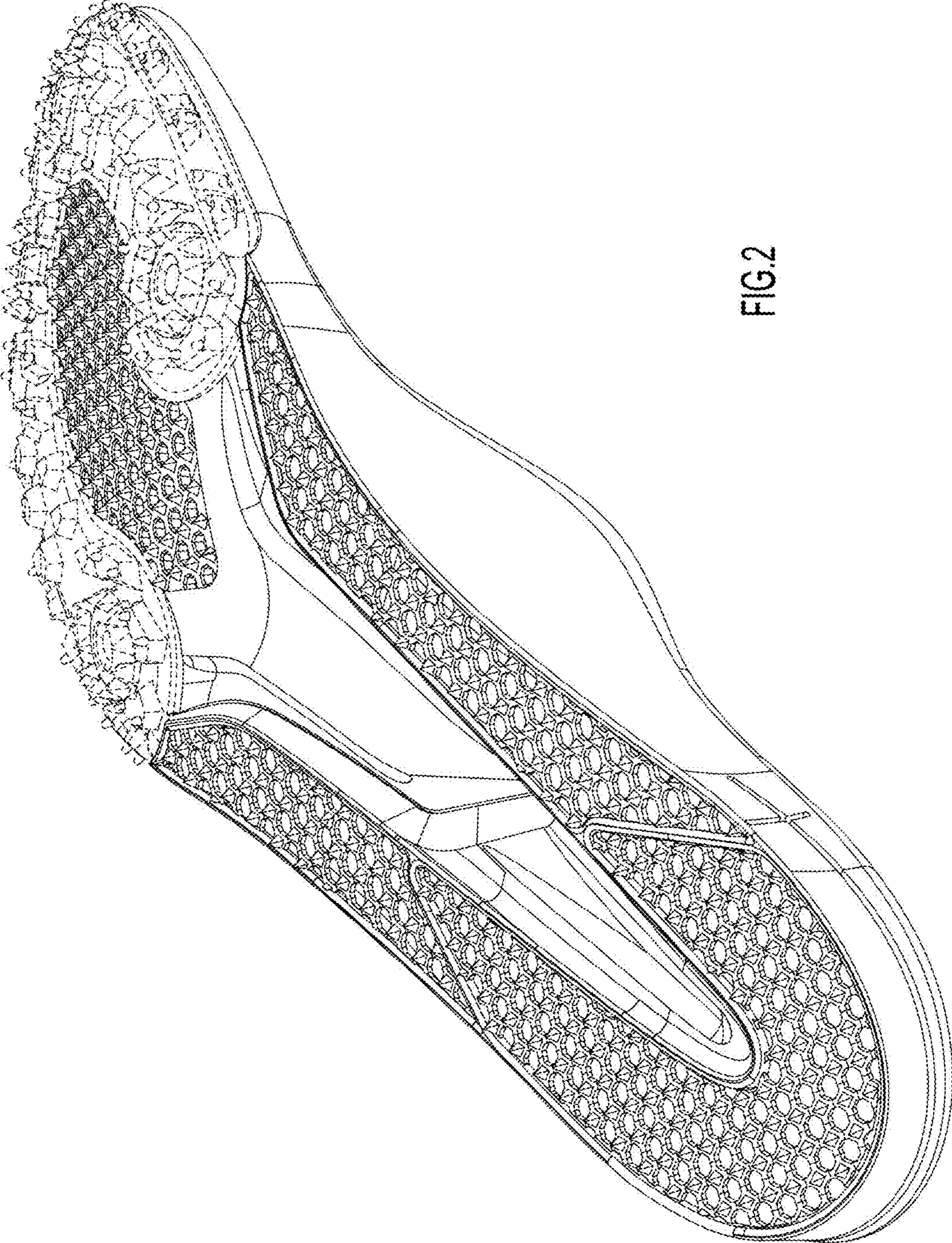


FIG. 2

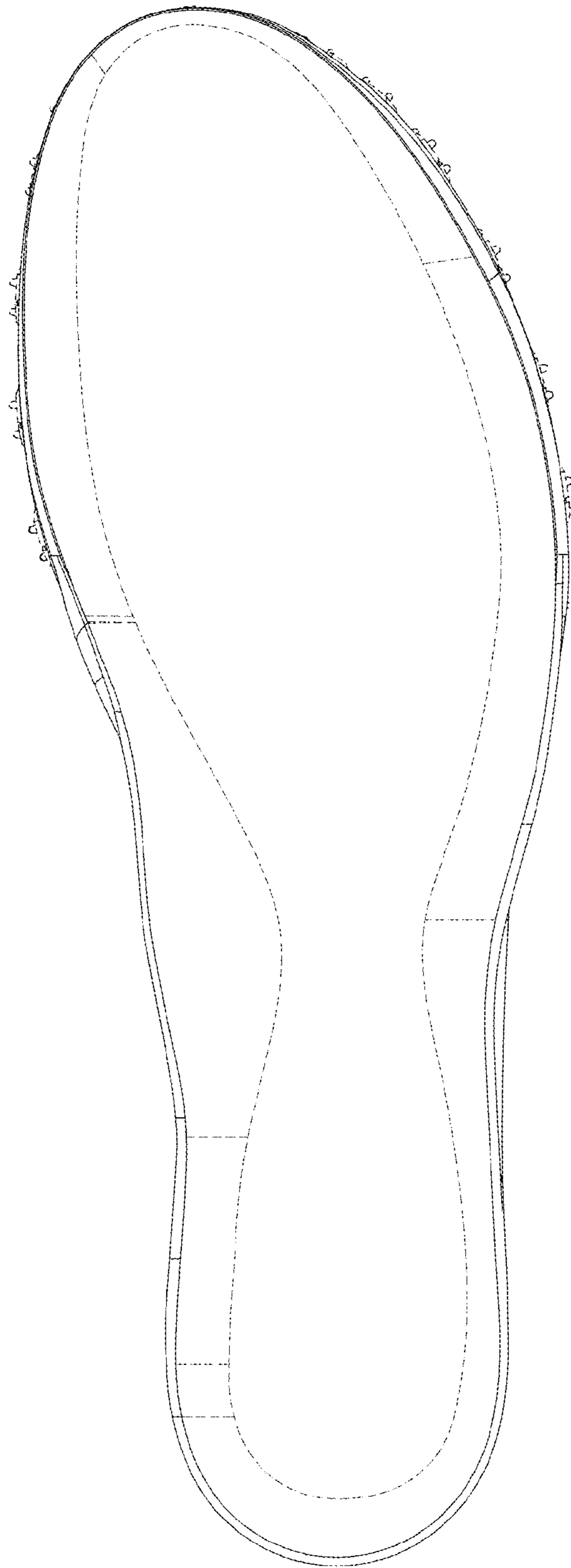


FIG.3

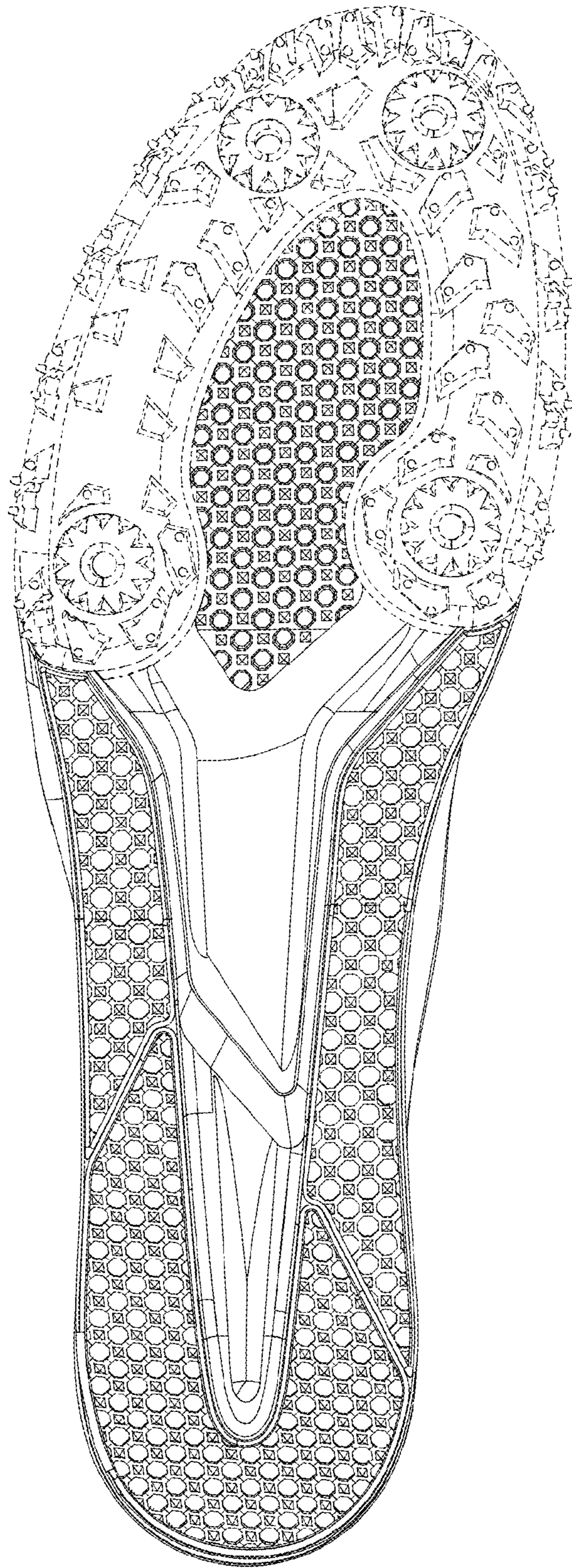


FIG.4

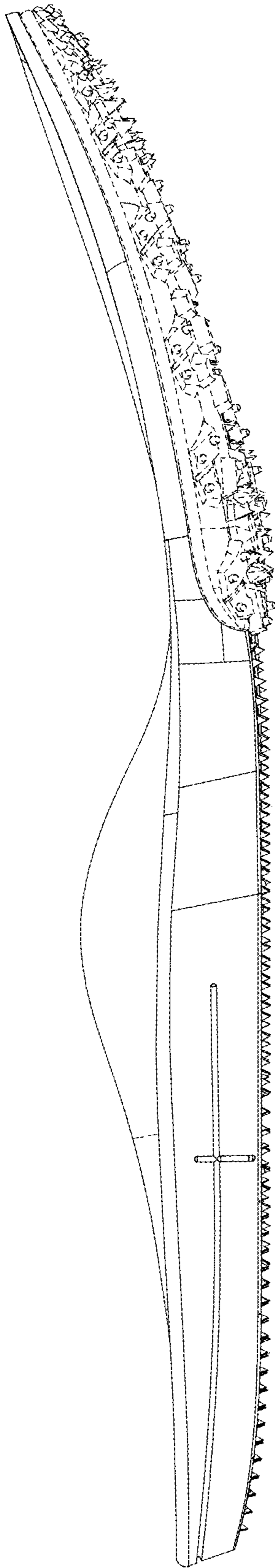


FIG. 5

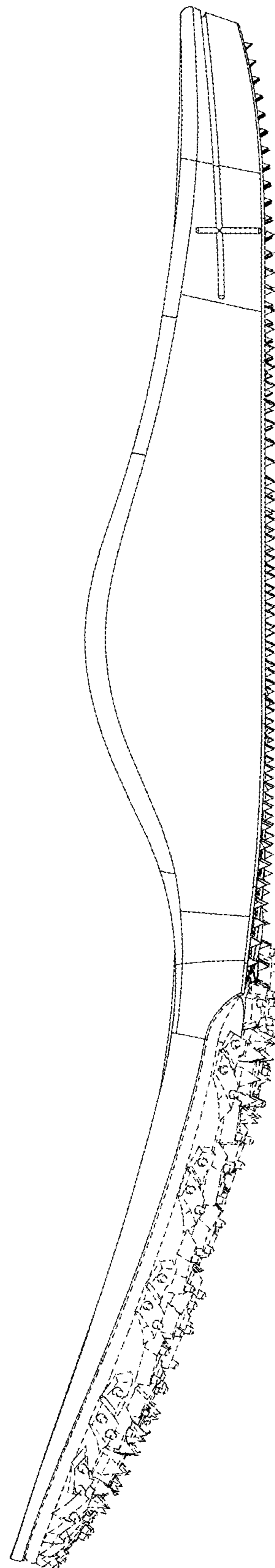


FIG. 6

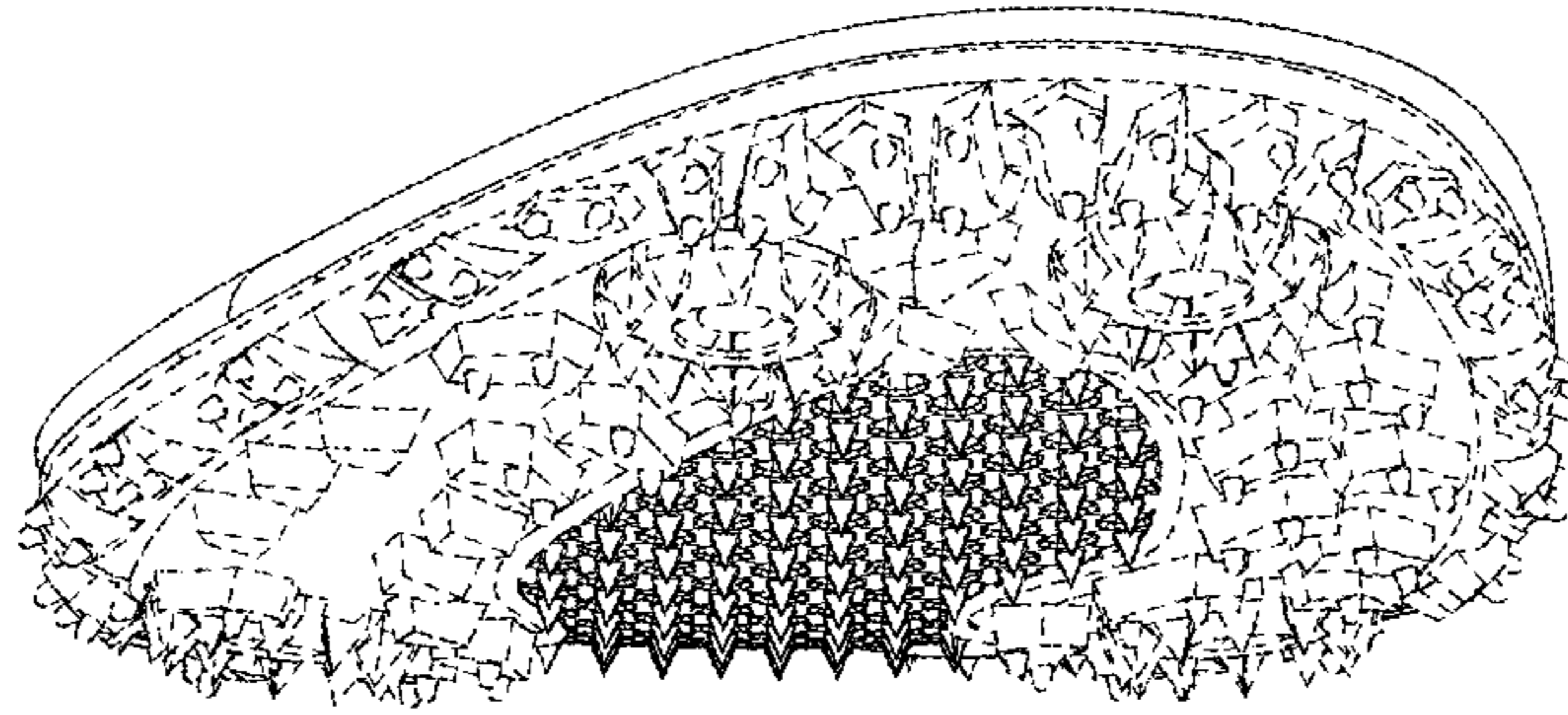


FIG. 7

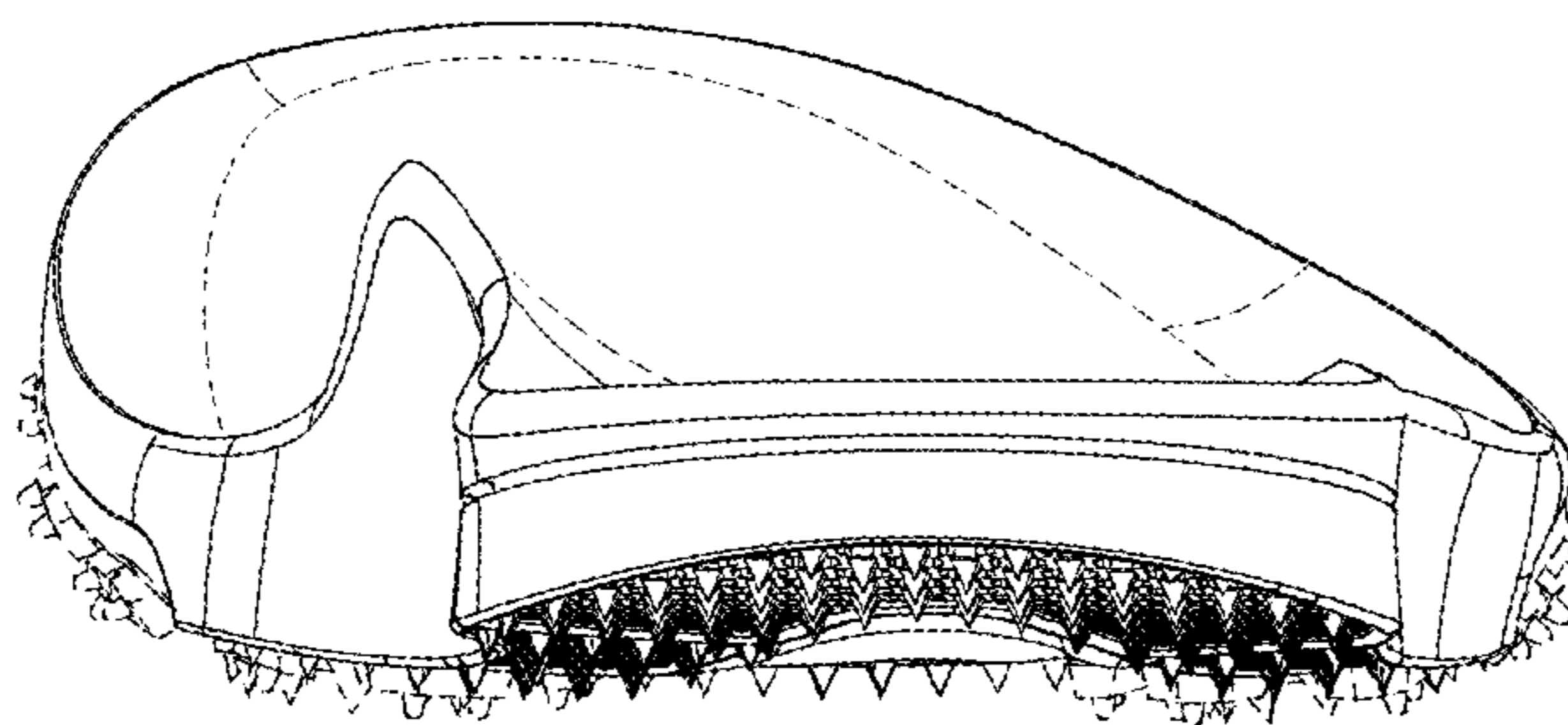


FIG. 8