



US00D903257S

(12) **United States Design Patent**
Beaver

(10) **Patent No.:** **US D903,257 S**

(45) **Date of Patent:** **** Dec. 1, 2020**

(54) **SHOE**

(71) Applicant: **Cole Haan LLC**, New York, NY (US)

(72) Inventor: **Bryan Beaver**, Greenland, NH (US)

(73) Assignee: **COLE HAAN LLC**, New York, NY (US)

(**) Term: **15 Years**

(21) Appl. No.: **29/686,841**

(22) Filed: **Apr. 8, 2019**

(51) **LOC (12) Cl.** **02-04**

(52) **U.S. Cl.**
USPC **D2/953; D2/947; D2/951; D2/960**

(58) **Field of Classification Search**
USPC D2/902, 906, 908, 916, 918, 925,
D2/946-962, 972, 977; 36/3 B, 22 R,
36/24.5, 25 R, 28, 32 R, 34 R, 59 C,
36/67 A, 103

CPC A43B 13/00; A43B 13/02; A43B 13/023;
A43B 13/026; A43B 13/04; A43B 13/08;
A43B 13/10; A43B 13/12; A43B 13/14;
A43B 13/141; A43B 13/143; A43B
13/16; A43B 13/18; A43B 13/181; A43B
13/187; A43B 13/189; A43B 13/20; A43B
13/22; A43B 13/223; A43B 13/24; A43B
13/28; A43B 13/30; A43B 13/32; A43B
13/34; A43B 13/36

See application file for complete search history.

(56) **References Cited**

U.S. PATENT DOCUMENTS

D113,620 S * 3/1939 Cairns D2/955
D326,179 S * 5/1992 Walker D2/954
D431,346 S * 10/2000 Birkenstock D2/916
6,195,920 B1 * 3/2001 Morris A43B 1/0027
36/115

D513,838 S * 1/2006 Birkenstock D2/916
D547,035 S * 7/2007 Belley D2/951
D571,089 S * 6/2008 Centurione D2/956
D572,886 S * 7/2008 Jensen D2/957
D595,489 S * 7/2009 McClaskie D2/951
D595,938 S * 7/2009 Fuchs D2/907
D616,187 S * 5/2010 Moon D2/957
D618,920 S * 7/2010 Wiwi D5/58
D630,441 S * 1/2011 Wiwi D5/59
D634,129 S * 3/2011 Gerlach D5/57
D640,064 S * 6/2011 Horn A61F 13/62
D5/59
D640,451 S * 6/2011 Chang D2/917
D664,748 S * 8/2012 Lubart A43B 1/0027
D2/923
D674,585 S * 1/2013 Kubis D2/957
D765,373 S * 9/2016 Swierszczk D2/957
D767,264 S * 9/2016 de Baere D2/951
D794,296 S * 8/2017 Lee D2/958

(Continued)

Primary Examiner — T Chase Nelson

(74) *Attorney, Agent, or Firm* — Thompson Coburn LLP

(57) **CLAIM**

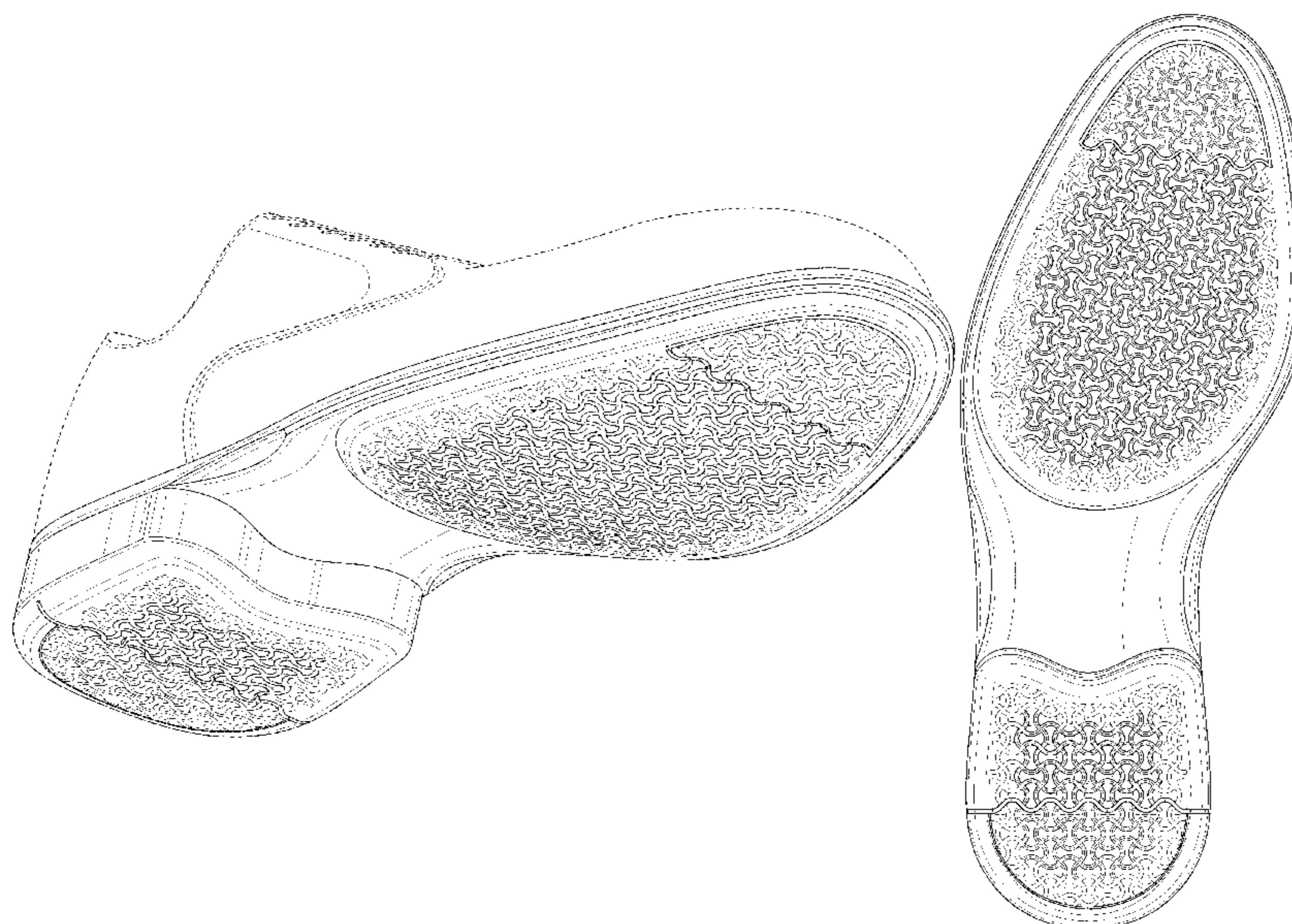
The ornamental design for a shoe, as shown and described.

DESCRIPTION

FIG. 1 is a perspective view of a shoe showing my new design;
FIG. 2 is a front view thereof;
FIG. 3 is a rear view thereof;
FIG. 4 is a left side view thereof;
FIG. 5 is a right side view thereof;
FIG. 6 is a top view thereof; and,
FIG. 7 is a bottom thereof.

The broken lines immediately adjacent the shaded areas represent the bounds of the claimed design while all other broken lines are directed to environment and are for illustrative purposes only; the broken lines form no part of the claimed design.

1 Claim, 7 Drawing Sheets



(56)

References Cited

U.S. PATENT DOCUMENTS

D808,624 S * 1/2018 He A61F 13/62
D2/957
D814,156 S * 4/2018 Mial D2/957
D845,595 S * 4/2019 Swegle D2/957
D853,702 S * 7/2019 Mokos D2/953
D854,292 S * 7/2019 Mokos D2/953
D854,293 S * 7/2019 Mokos D2/953
D854,797 S * 7/2019 Mokos D2/953
D864,530 S * 10/2019 Verfl D2/908
D864,536 S * 10/2019 Mokos D2/953
D864,537 S 10/2019 Mokos et al.
D864,538 S 10/2019 Mokos et al.
D879,437 S * 3/2020 Brosseau D2/959
D885,727 S * 6/2020 Beaver D2/951
D885,729 S * 6/2020 Swierszczyk D2/953
2008/0110061 A1 * 5/2008 Ritter A43B 3/0031
36/136
2017/0099907 A1 * 4/2017 Cin A43B 1/0009
2018/0132565 A1 * 5/2018 Granger A43B 7/144
2019/0208858 A1 * 7/2019 Mokos A43B 13/14
2019/0208859 A1 * 7/2019 Mokos A43B 13/187
2019/0365048 A1 * 12/2019 Fontaine A43B 23/088

* cited by examiner

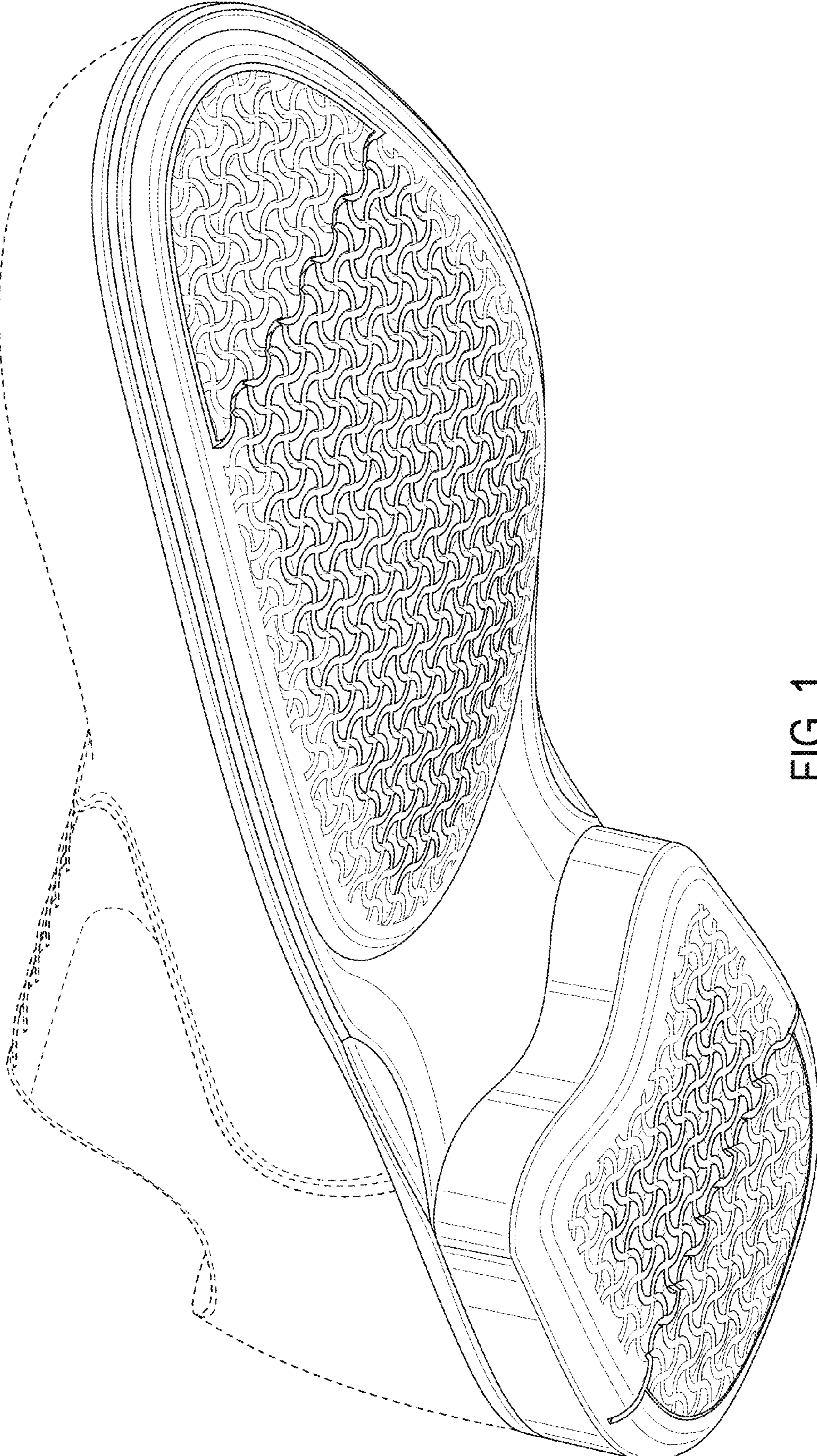


FIG. 1




FIG. 2

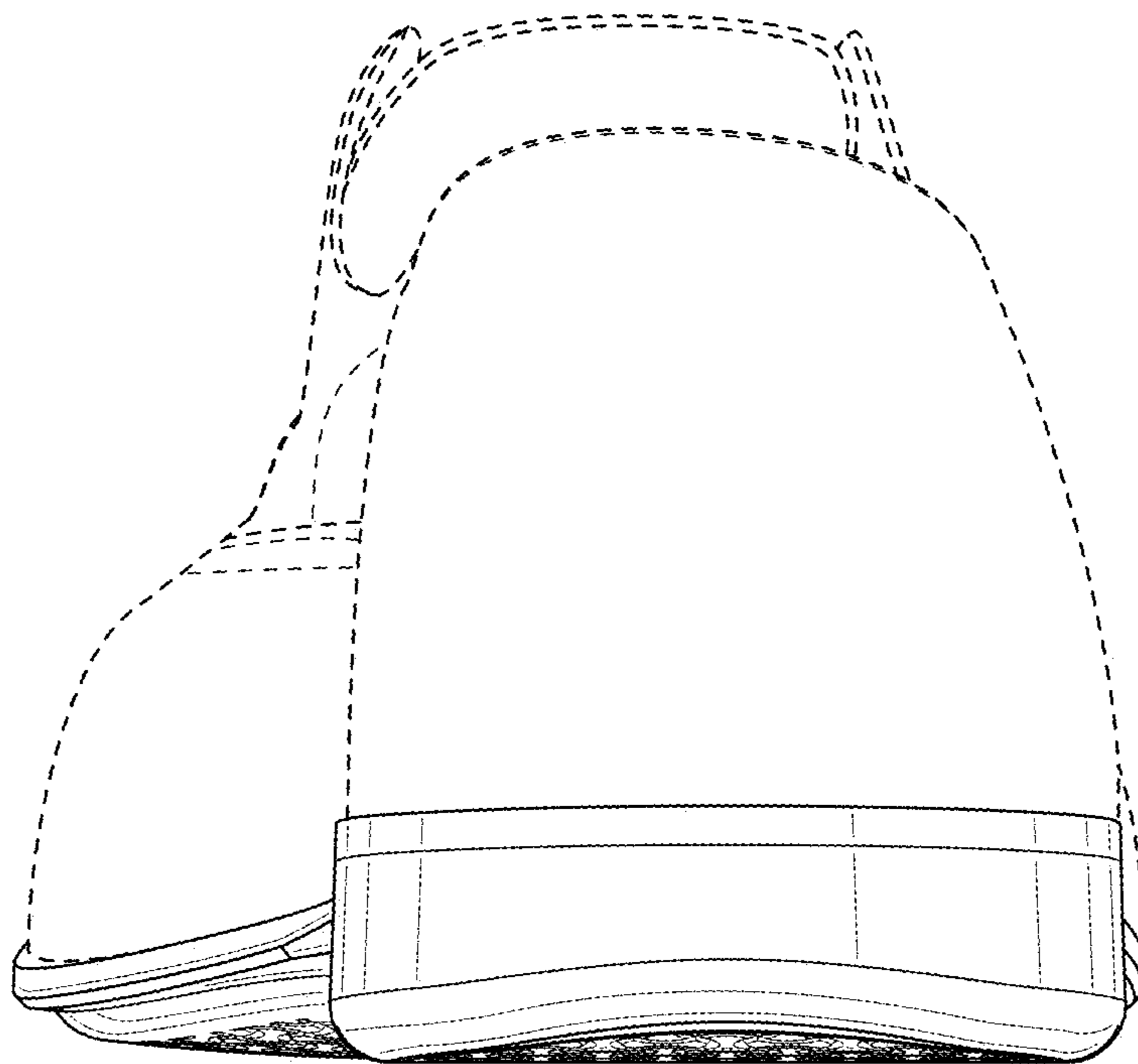


FIG. 3

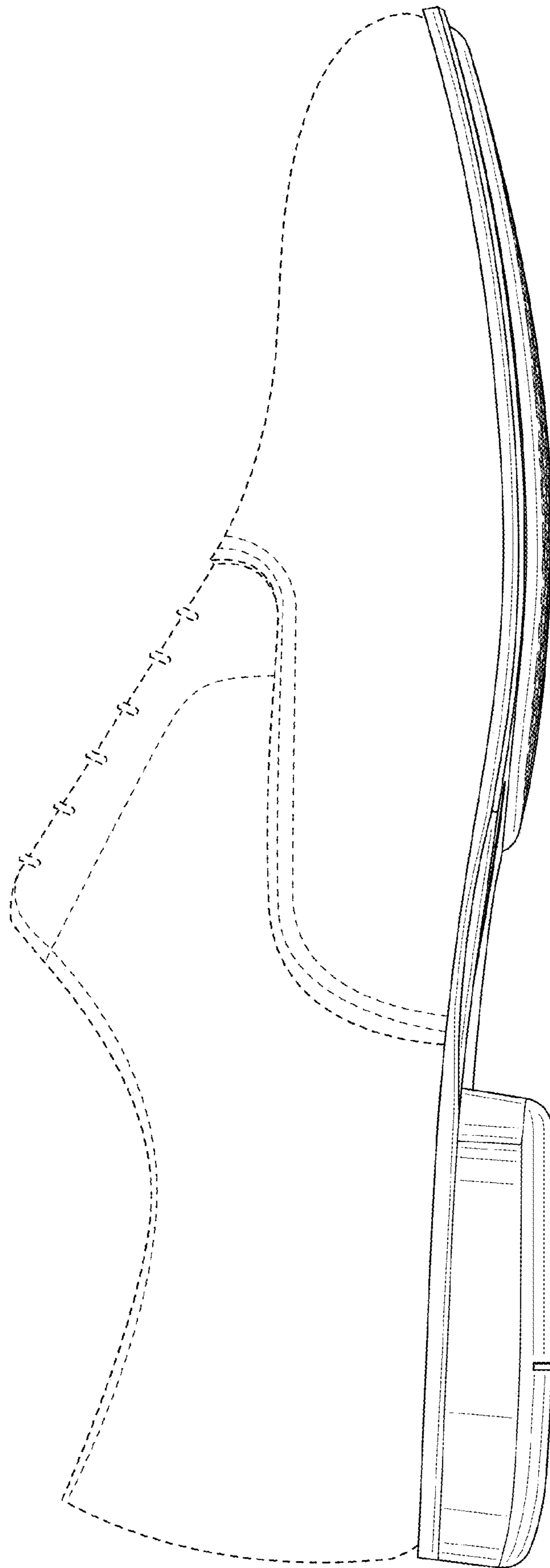


FIG. 4

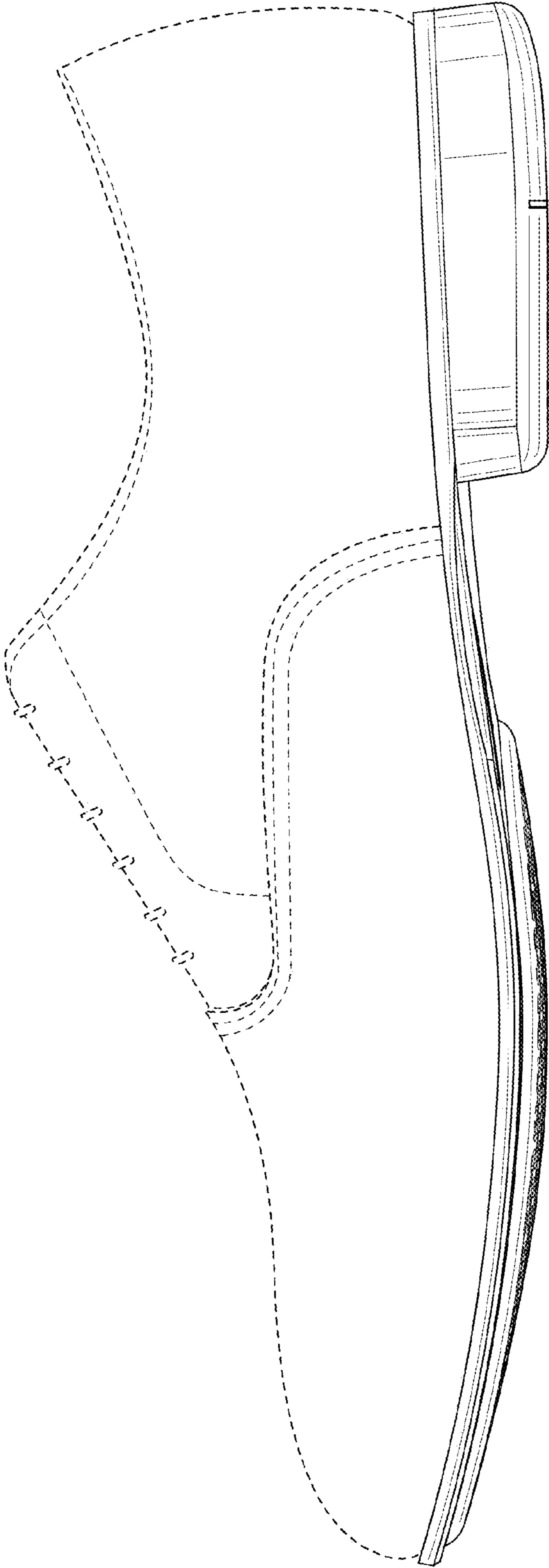


FIG. 5

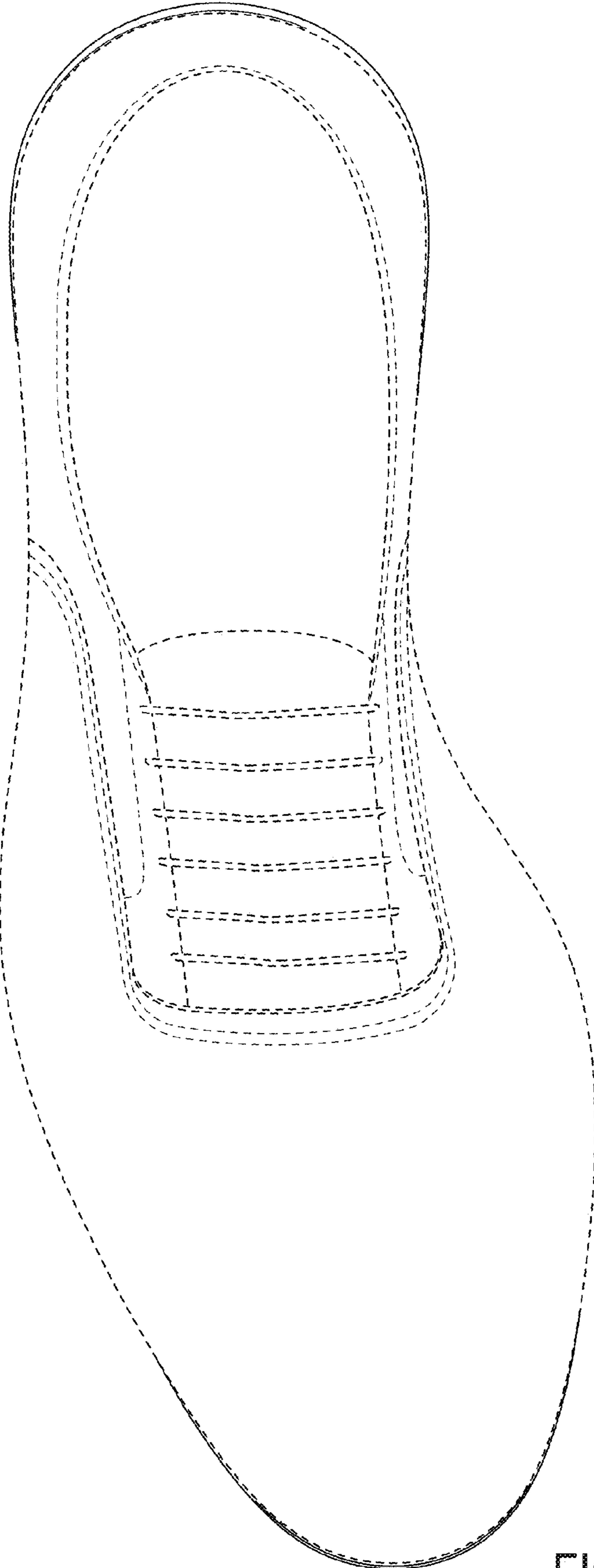


FIG. 6

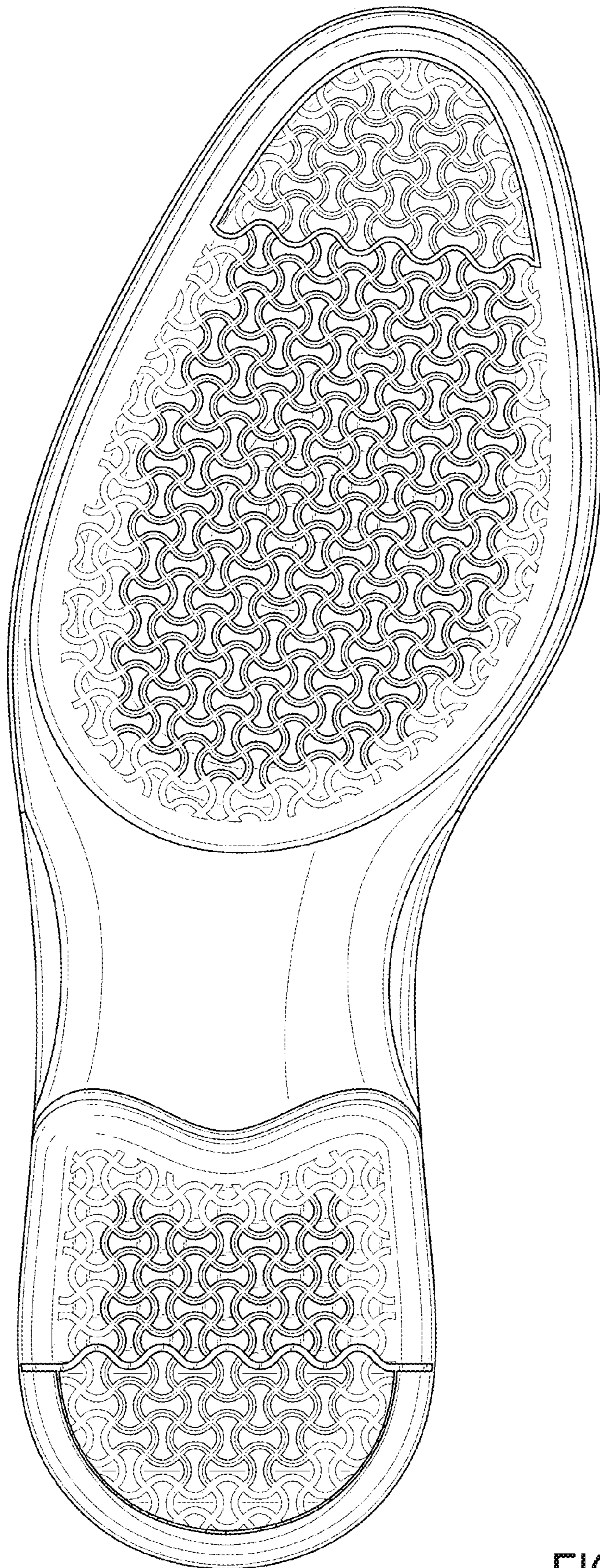


FIG. 7