



US00D903255S

(12) **United States Design Patent** (10) **Patent No.:** **US D903,255 S**  
**Wang et al.** (45) **Date of Patent:** **\*\* Dec. 1, 2020**

(54) **SHOE WITH BALL AND CHAIN**  
(71) Applicant: **ALEXANDER WANG INCORPORATED**, New York, NY (US)  
(72) Inventors: **Alexander Wang**, New York, NY (US); **Nicolas Jean Berny**, Porto Vecchio (FR)  
(73) Assignee: **ALEXANDER WANG INCORPORATED**, New York, NY (US)

D128,475 S 7/1941 Bergman  
D129,120 S 8/1941 Joyce  
D129,703 S 9/1941 Grossmann  
D131,064 S 1/1942 Julianelli  
D131,170 S 1/1942 Wolock  
D136,337 S 9/1943 Kaufmann  
2,661,548 A 12/1953 Stritter  
4,308,671 A 1/1982 Bretschneider  
D327,976 S 7/1992 Biotteau  
D398,438 S 9/1998 De Baere  
D525,421 S 7/2006 Choi

(Continued)

(\*\*) Term: **15 Years**  
(21) Appl. No.: **29/729,172**  
(22) Filed: **Mar. 24, 2020**

**Related U.S. Application Data**

(63) Continuation of application No. 29/704,026, filed on Aug. 30, 2019, now Pat. No. Des. 878,721, which is a continuation of application No. 29/618,971, filed on Sep. 26, 2017, now Pat. No. Des. 884,321.  
(51) **LOC (12) Cl.** ..... **02-04**  
(52) **U.S. Cl.**  
USPC ..... **D2/947**  
(58) **Field of Classification Search**  
USPC ..... D2/896, 902, 906-909, 943-945, 962, D2/969, 970, 972-974, 977  
CPC ..... A43B 5/06; A43B 5/10  
See application file for complete search history.

(56) **References Cited**

**U.S. PATENT DOCUMENTS**

D84,562 S \* 7/1931 Barbour ..... D2/977  
D91,534 S 2/1934 Morali  
D91,535 S 2/1934 Morali  
D127,031 S \* 5/1941 Bingham ..... D2/977  
D127,745 S 6/1941 Graff

**OTHER PUBLICATIONS**

2-27" Inch Stainless Steel Ball Chain Necklaces by Rivet-Rex. Sold by Amazon.com. Mar. 16, 2012. Accessed on Jan. 2, 2020. (Year: 2012).\*

*Primary Examiner* — Kevin K Rudzinski  
*Assistant Examiner* — Clare Ann Gannon  
(74) *Attorney, Agent, or Firm* — Arent Fox LLP

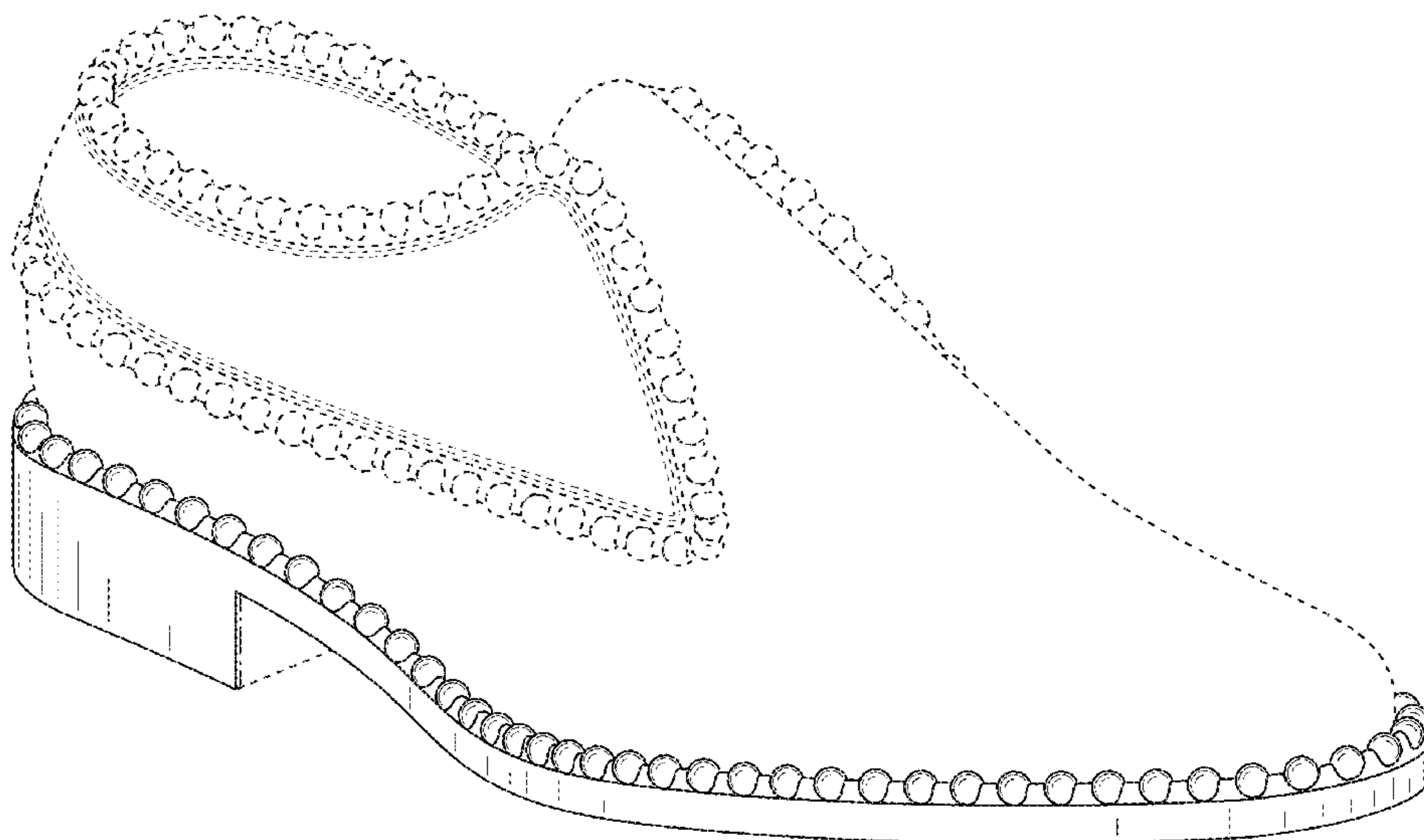
(57) **CLAIM**

The ornamental design for a shoe with ball and chain, as shown and described.

**DESCRIPTION**

FIG. 1 is a top, front left perspective view of a shoe with ball and chain showing our new design;  
FIG. 2 is a front view of the design shown in FIG. 1;  
FIG. 3 is a rear view of the design shown in FIG. 1;  
FIG. 4 is a right side view of the design shown in FIG. 1;  
FIG. 5 is a left side view of the design shown in FIG. 1;  
FIG. 6 is a top view of the design shown in FIG. 1; and  
FIG. 7 is a bottom view of the design shown in FIG. 1.  
The broken lines shown in the figures are included for the purpose of illustrating portions of the shoe with ball and chain that form no part of the claimed design. The dash-dot-dash lines depict the boundary of the claim and form no part of the claimed design.

**1 Claim, 6 Drawing Sheets**



(56)

**References Cited**

U.S. PATENT DOCUMENTS

D525,775 S	*	8/2006	Cintron .....	D2/977
D583,538 S		12/2008	Choi	
D597,285 S		8/2009	Ringholz	
D609,447 S		2/2010	Choi	
D683,935 S		6/2013	Day	
D712,641 S		9/2014	Louboutin	
D716,023 S		10/2014	Kamppff	
D720,921 S		1/2015	Spring	
D729,506 S		5/2015	Louboutin	
D730,032 S		5/2015	D'Arienzo	
D759,365 S	*	6/2016	Henderson .....	B29C 67/202 D2/977
D767,861 S		10/2016	Wattimena	
D825,157 S	*	8/2018	Sassi .....	B29C 67/202 D2/944
D827,289 S	*	9/2018	Mokos .....	B29C 67/202 D2/977
D852,474 S		7/2019	Sassi	
D862,051 S		10/2019	Goussev et al.	
D863,742 S		10/2019	Huard et al.	
D878,721 S	*	3/2020	Wang .....	B29C 67/202 D2/946
D884,321 S	*	5/2020	Wang .....	B29C 67/202 D2/946

\* cited by examiner

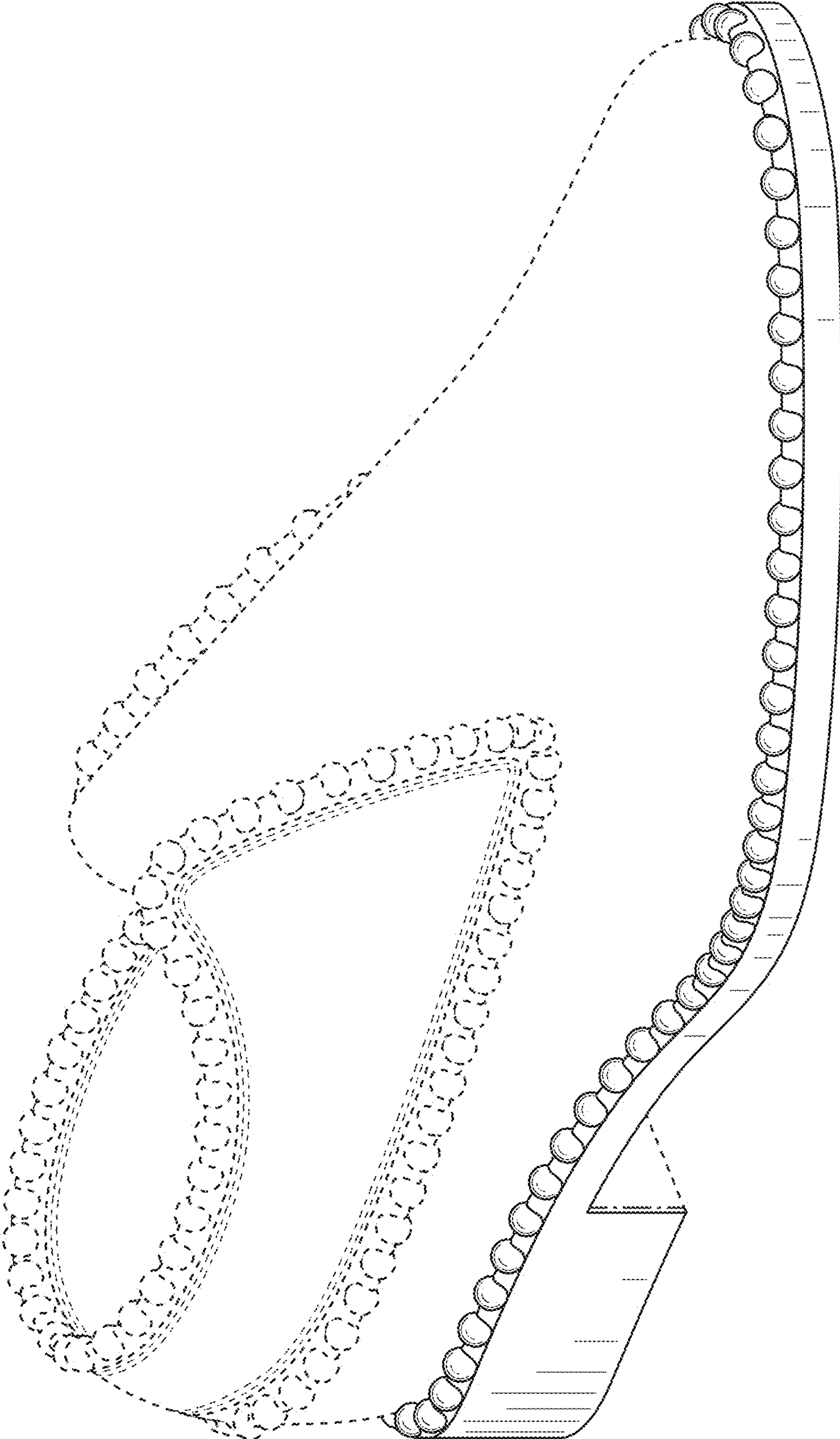


FIG. 1

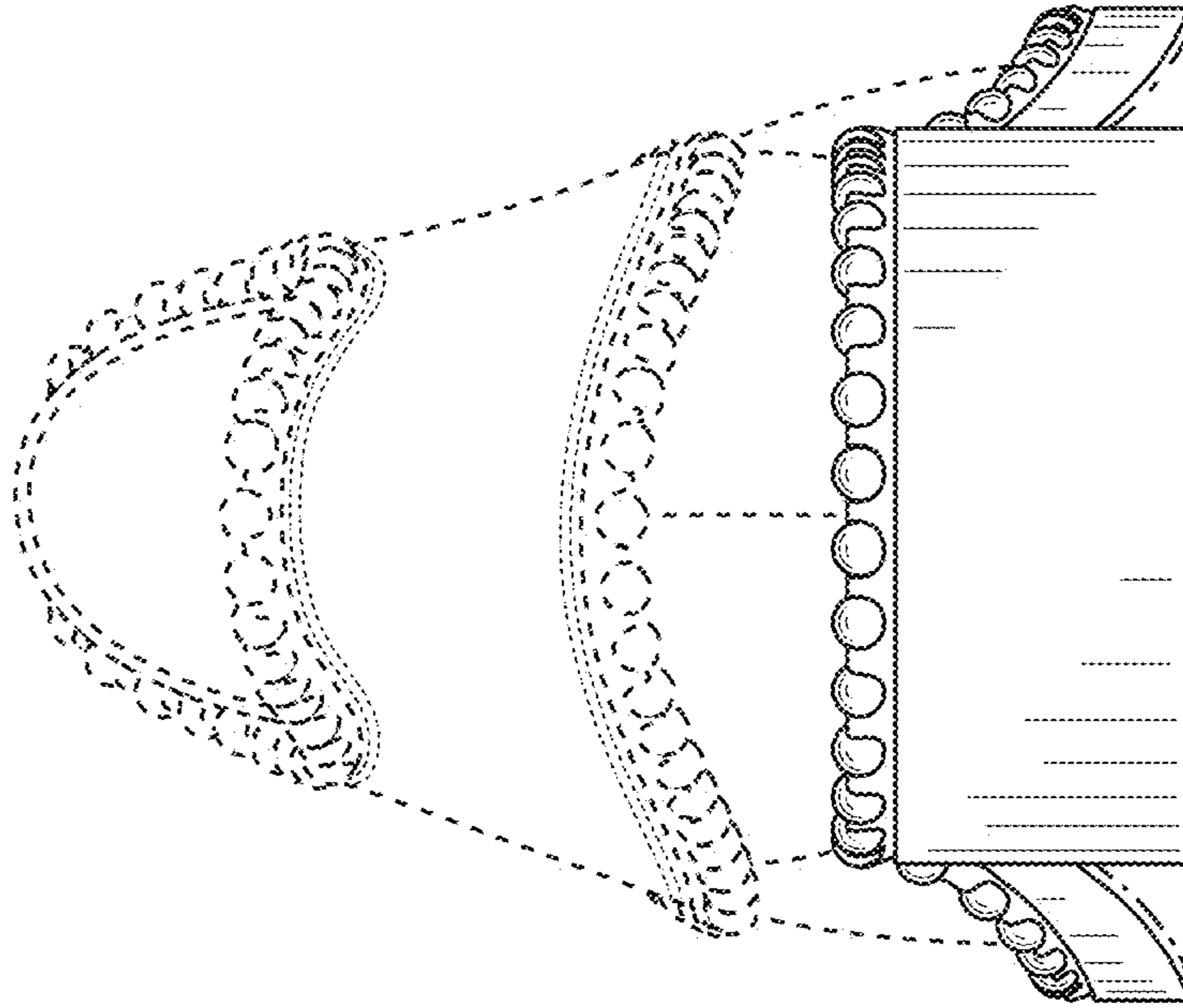


FIG. 3

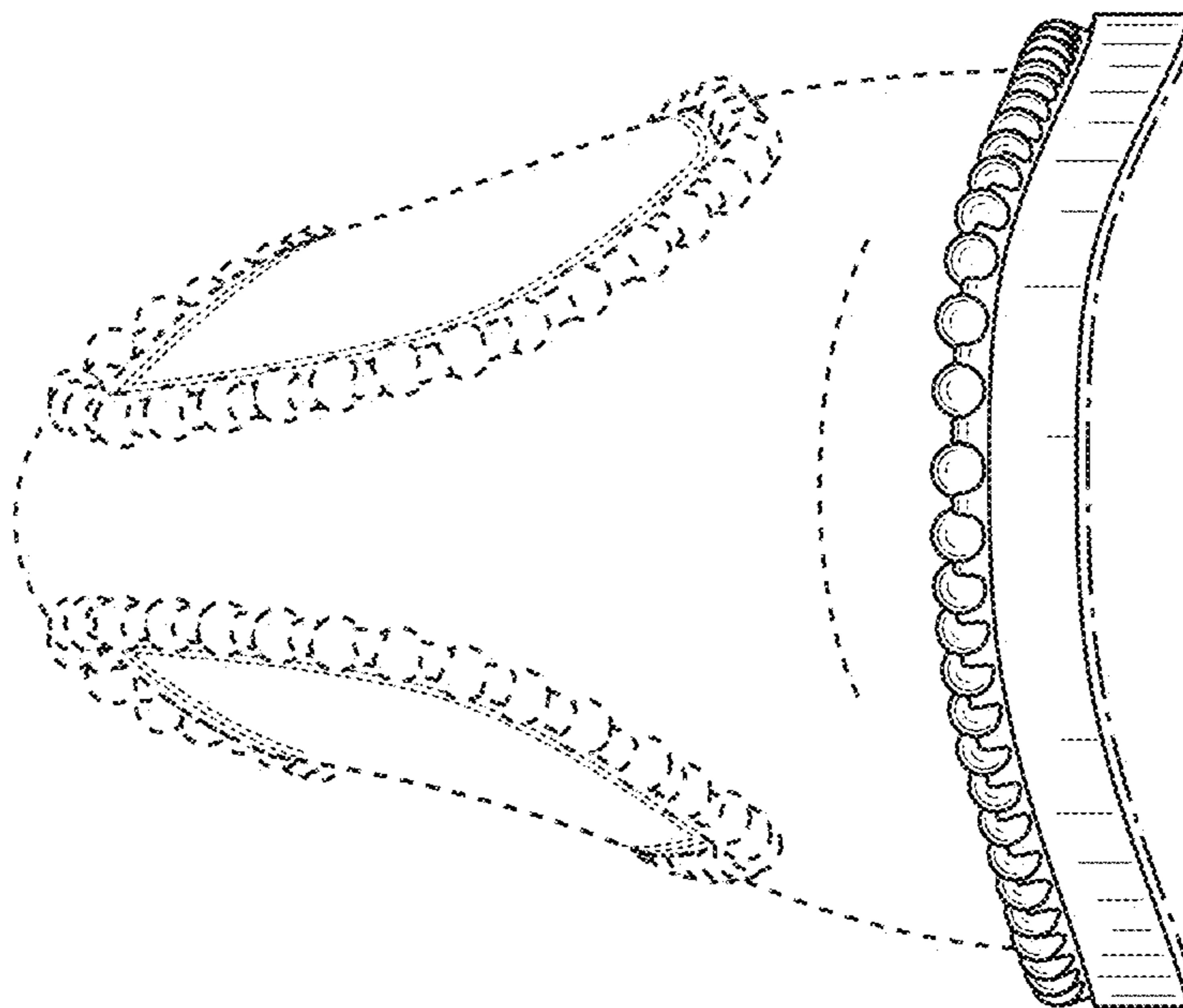


FIG. 2

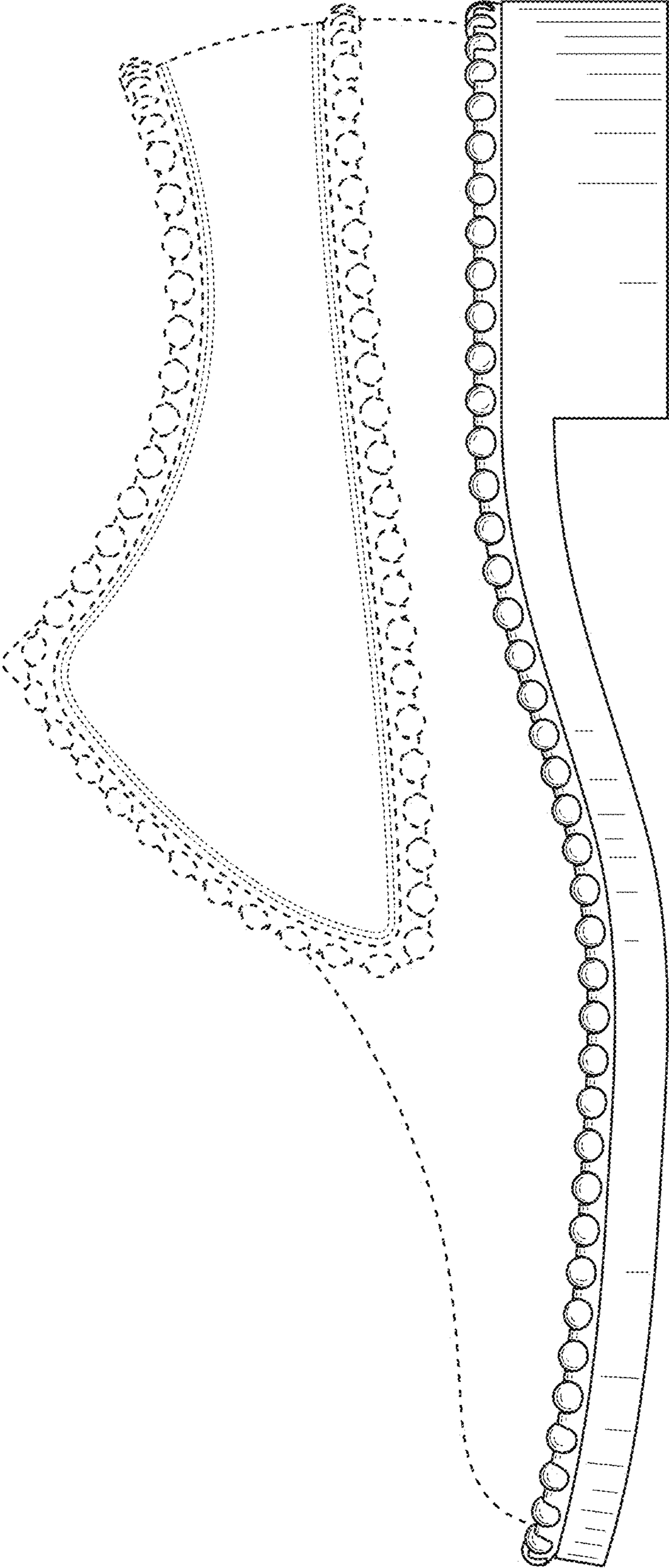


FIG. 4

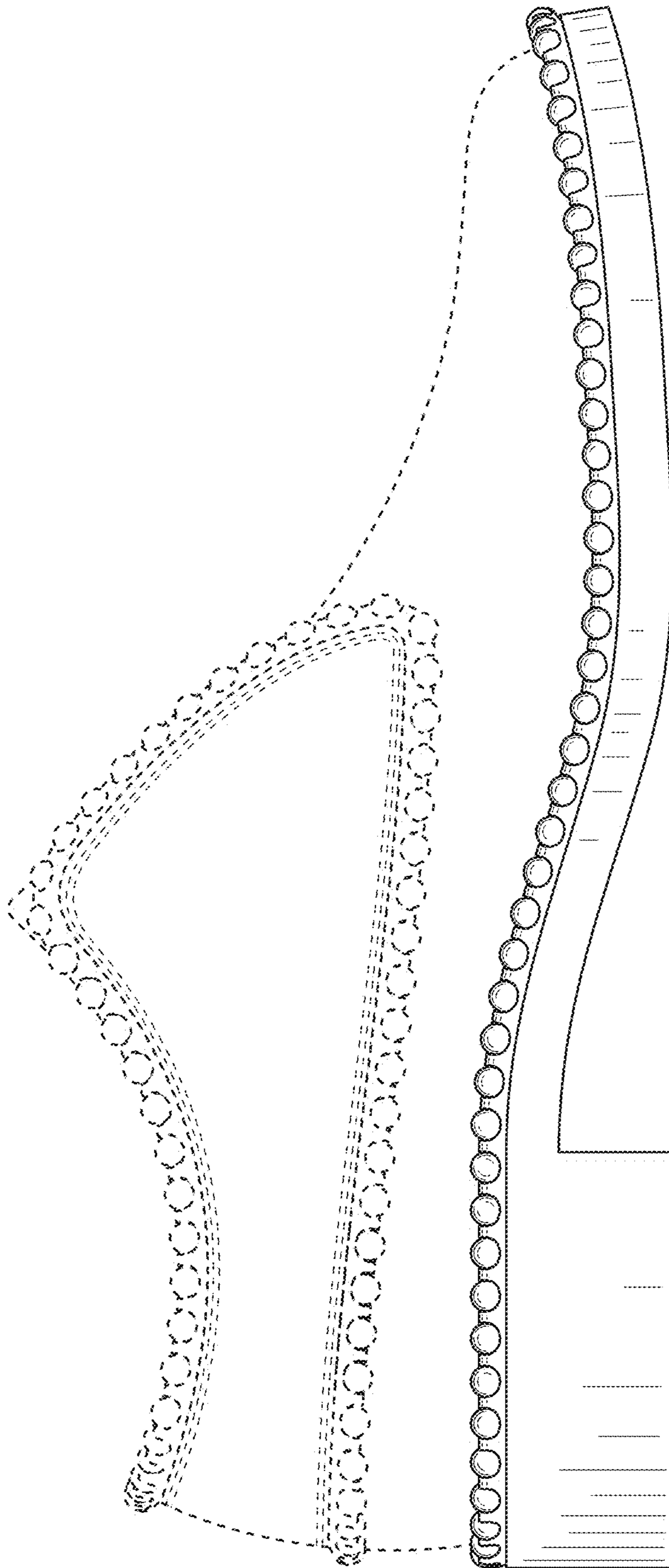


FIG. 5

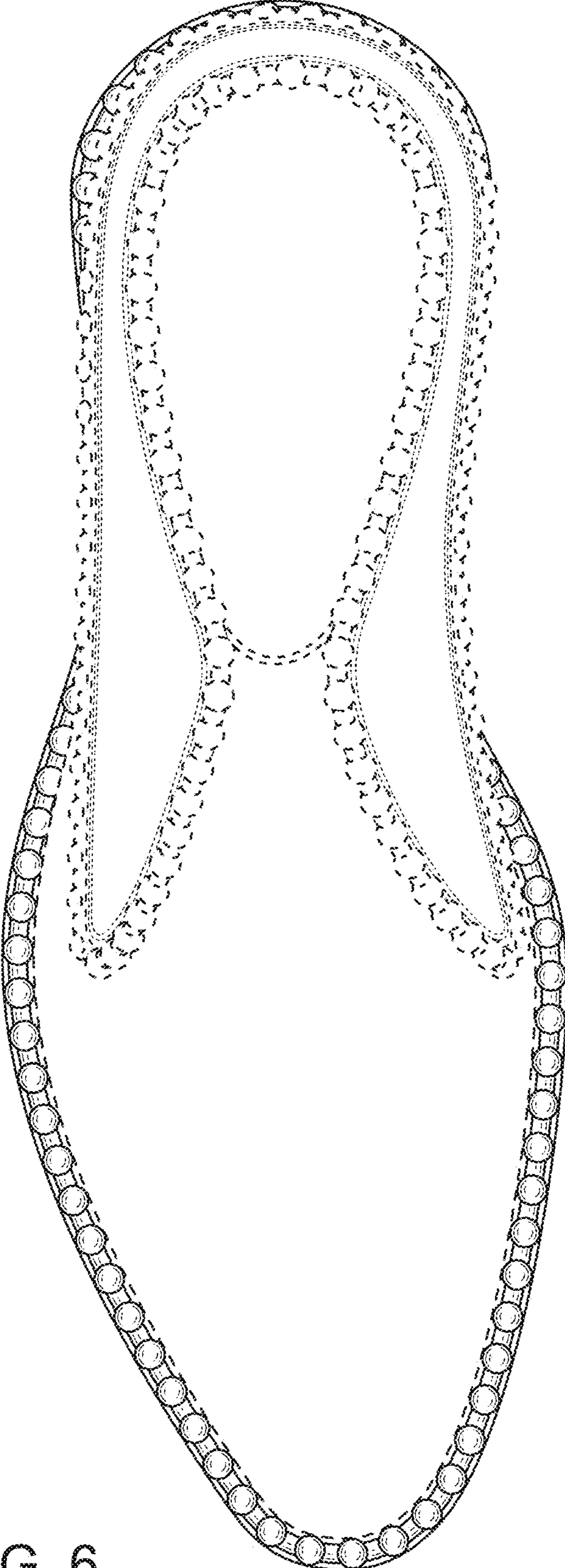


FIG. 6



FIG. 7