



US00D903248S

(12) **United States Design Patent**
Verfl et al.

(10) **Patent No.:** **US D903,248 S**
(45) **Date of Patent:** **** Dec. 1, 2020**

- (54) **SHOE**
- (71) Applicant: **Cole Haan LLC**, New York, NY (US)
- (72) Inventors: **Mattias Verfl**, Greenland, NH (US);
Pablo Chao, Greenland, NH (US);
Jeffrey Mokos, Greenland, NH (US)
- (73) Assignee: **COLE HAAN LLC**, New York, NY (US)
- (**) Term: **15 Years**
- (21) Appl. No.: **29/672,135**
- (22) Filed: **Dec. 3, 2018**
- (51) **LOC (12) Cl.** **02-04**
- (52) **U.S. Cl.**
USPC **D2/908**; D2/954
- (58) **Field of Classification Search**
USPC D2/896, 902, 905, 906, 907, 908, 910,
D2/911, 943, 944, 945, 947, 951, 954,
D2/955, 956, 969, 972
CPC A43B 1/00; A43B 1/12; A43B 1/14; A43B
3/00; A43B 5/00; A43B 5/001; A43B
5/003; A43B 5/006; A43B 5/007; A43B
5/008; A43B 5/02; A43B 5/08; A43B
5/10; A43B 5/14; A43B 13/00; A43B
13/04; A43B 23/00; A43B 23/021; A43B
23/0215
See application file for complete search history.

- (56) **References Cited**
U.S. PATENT DOCUMENTS
2,147,197 A * 2/1939 Glidden A43B 1/02
36/9 R
4,584,783 A * 4/1986 Dobbin A43C 1/00
36/50.1
D487,336 S * 3/2004 Matis D2/969
D550,933 S * 9/2007 Hulbert D2/902
D564,185 S * 3/2008 Cohen D2/897

- D701,036 S * 3/2014 Martin D2/972
- D722,224 S * 2/2015 Williams, Jr. D2/972
- D730,035 S * 5/2015 Henderson
- D744,223 S * 12/2015 Kirschner D2/972
- D747,859 S * 1/2016 Henderson et al.
- D748,386 S * 2/2016 Henderson et al.
- D756,621 S * 5/2016 Weddle D2/969
- D768,367 S * 10/2016 Henderson et al.
- D778,569 S * 2/2017 Chang D2/969
- D780,431 S * 3/2017 Pauk D2/972
- D781,556 S * 3/2017 Nethongkome D2/972
- D783,975 S * 4/2017 Schenone D2/902
- D783,988 S * 4/2017 da Costa Pereira Machado
D2/972
- D801,664 S * 11/2017 Small D2/969
- D834,294 S * 11/2018 Small D2/969
- D843,088 S * 3/2019 Frank D2/907
- D849,371 S * 5/2019 Ortega D2/902

(Continued)

Primary Examiner — Elizabeth J Oswecki
(74) *Attorney, Agent, or Firm* — Thompson Coburn LLP


(57) **CLAIM**
The ornamental design for a shoe, as shown and described.

DESCRIPTION

FIG. 1 is a first perspective view of a shoe showing our new design;
FIG. 2 is a second perspective view thereof;
FIG. 3 is a third perspective view thereof;
FIG. 4 is a fourth perspective view thereof;
FIG. 5 is a front view thereof;
FIG. 6 is a rear view thereof;
FIG. 7 is a lateral side view thereof;
FIG. 8 is a medial side view thereof;
FIG. 9 is a top view thereof; and,
FIG. 10 is a bottom view thereof.

The broken lines immediately adjacent the photographic area represent unclaimed boundaries of the design. The broken lines form no part of the claimed design.

1 Claim, 10 Drawing Sheets



(56)

References Cited

U.S. PATENT DOCUMENTS

D858,071	S	*	9/2019	Petrie	D2/972
D862,870	S	*	10/2019	Lee	D2/973
D864,530	S	*	10/2019	Verfl	D2/908
D865,338	S	*	11/2019	Verfl	D2/908
D866,150	S	*	11/2019	Kirschner	D2/972
D866,932	S	*	11/2019	Verfl	D2/907
D867,729	S	*	11/2019	Dean	D2/902
D874,811	S	*	2/2020	Avar	D2/972
D875,375	S	*	2/2020	Avar	D2/972
2013/0031805	A1	*	2/2013	Crowley, II	A43B 7/144 36/103

* cited by examiner



FIG. 1



FIG. 2



FIG. 3



FIG. 4




FIG. 5




FIG. 6




FIG. 7



FIG. 8




FIG. 9



FIG. 10