



US00D903246S

(12) **United States Design Patent** (10) **Patent No.:** **US D903,246 S**  
**Edmondson et al.** (45) **Date of Patent:** **\*\* Dec. 1, 2020**

- (54) **DURAG**
- (71) Applicants: **Jabril Edmondson**, Powder Springs, GA (US); **DeShun Gilchrist**, Warner Robins, GA (US)
- (72) Inventors: **Jabril Edmondson**, Powder Springs, GA (US); **DeShun Gilchrist**, Warner Robins, GA (US)
- (\*\*) Term: **15 Years**
- (21) Appl. No.: **29/703,626**
- (22) Filed: **Aug. 28, 2019**
- (51) **LOC (12) Cl.** ..... **02-03**
- (52) **U.S. Cl.**  
USPC ..... **D2/880**
- (58) **Field of Classification Search**  
USPC ..... D2/865, 866, 867, 868, 870, 874, 877, D2/878, 880, 881, 883, 889  
CPC ..... A41D 23/00; A41G 5/0093; A42B 1/00; A42B 1/02; A42B 1/04; A42B 1/041; A42B 1/061; A42B 1/066; A42B 1/201; A45D 8/40; A45D 19/18; A45D 20/18  
See application file for complete search history.

- D610,782 S \* 3/2010 Simmonds ..... D2/880
  - D645,646 S \* 9/2011 Fuglsang ..... D2/880
  - 9,504,362 B1 \* 11/2016 Skinner ..... A42B 1/04
- (Continued)

**OTHER PUBLICATIONS**

How to Wear the Royalty Rag, [online]; [video published to the Internet on Feb. 18, 2019]; [retrieved from the Internet on Sep. 24, 2020]; URL: <https://www.youtube.com/watch?v=mFid2th1k8U>. (3 pages). (Year: 2019).\*

*Primary Examiner* — Jasmine Mlinarcik  
(74) *Attorney, Agent, or Firm* — Asgaard Patent Services, LLC; F. Wayne Thompson, Jr.

(57) **CLAIM**  
The ornamental design for a durag, as shown and described.

**DESCRIPTION**

FIG. 1 is a front, top, right side isometric view of a durag; FIG. 2 is a front, top, left side isometric view of the durag shown in FIG. 1; FIG. 3 is a front view of the durag shown in FIG. 1; FIG. 4 is a right side view of the durag shown in FIG. 1; FIG. 5 is a rear view of the durag shown in FIG. 1; FIG. 6 is a left side view of the durag shown in FIG. 1; FIG. 7 is a top view of the durag shown in FIG. 1; FIG. 8 is a bottom view of the durag shown in FIG. 1; FIG. 9 is a front, top, left side isometric view of the durag shown in FIG. 1 being worn on the head of a person; and, FIG. 10 is a rear, top, left side isometric view of the durag shown in FIG. 9.

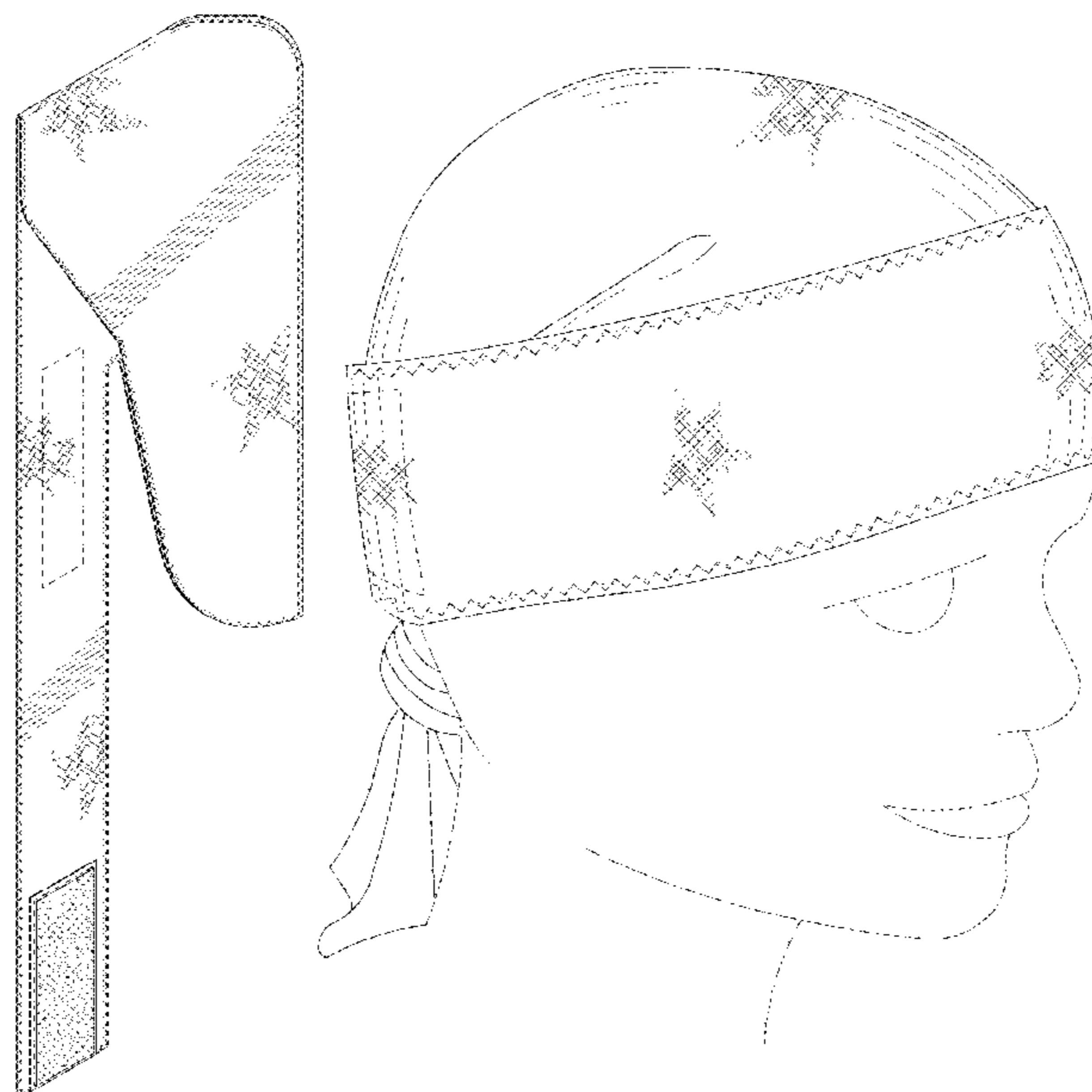
The portions of the durag shown in broken lines with shorter segments depict stitching that form no part of the claimed design. The zig-zag broken lines along the surface of the durag depict stitching that forms no part of the claimed design. The partial human figure illustrated by dash-dot-dash broken lines assists to illustrate the claimed design in a position of use and forms no part of the claimed design.

**1 Claim, 8 Drawing Sheets**

(56) **References Cited**

**U.S. PATENT DOCUMENTS**

- RE18,081 E \* 5/1931 Lipper ..... A42B 1/041  
2/195.8
- 1,914,544 A \* 6/1933 Villa ..... A42B 1/041  
2/195.8
- D472,367 S \* 4/2003 Maya ..... D2/880
- 6,678,896 B2 \* 1/2004 Robinson ..... A42B 1/045  
2/171.2
- 6,735,783 B2 \* 5/2004 Phillips ..... A42B 1/041  
2/202
- D583,097 S \* 12/2008 Levering ..... D28/41



(56)

**References Cited**

U.S. PATENT DOCUMENTS

D785,294 S \* 5/2017 Sanders ..... D2/881  
D792,682 S \* 7/2017 Diamond ..... D2/880  
2008/0307561 A1\* 12/2008 Grey ..... A45D 7/00  
2/202  
2019/0289947 A1\* 9/2019 Baylor ..... A42B 1/041  
2020/0100551 A1\* 4/2020 Lee ..... A42B 1/041

\* cited by examiner

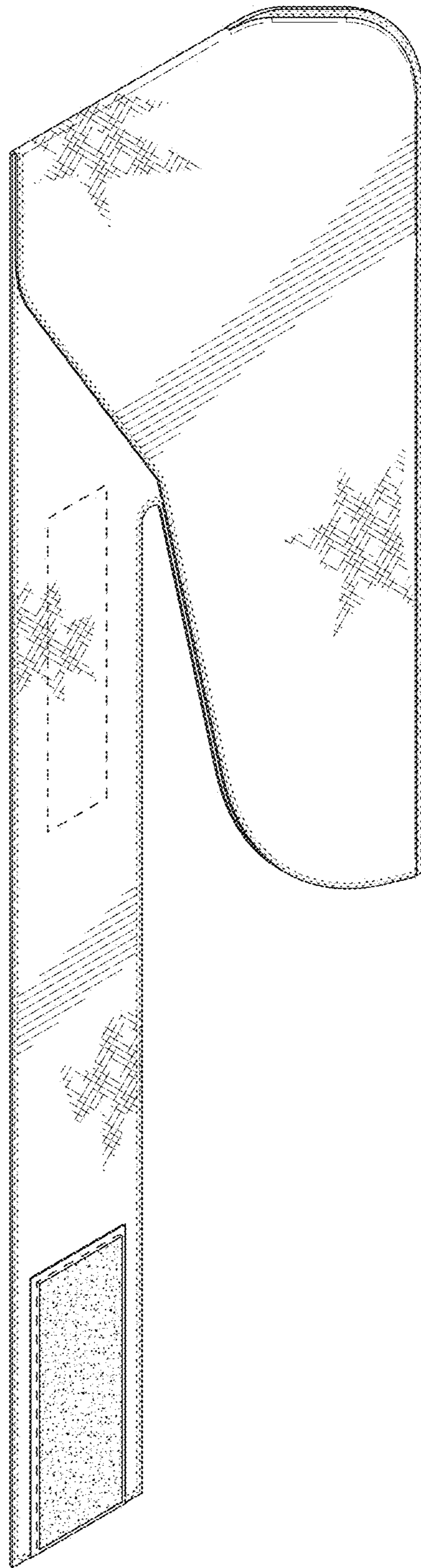


FIG. 1

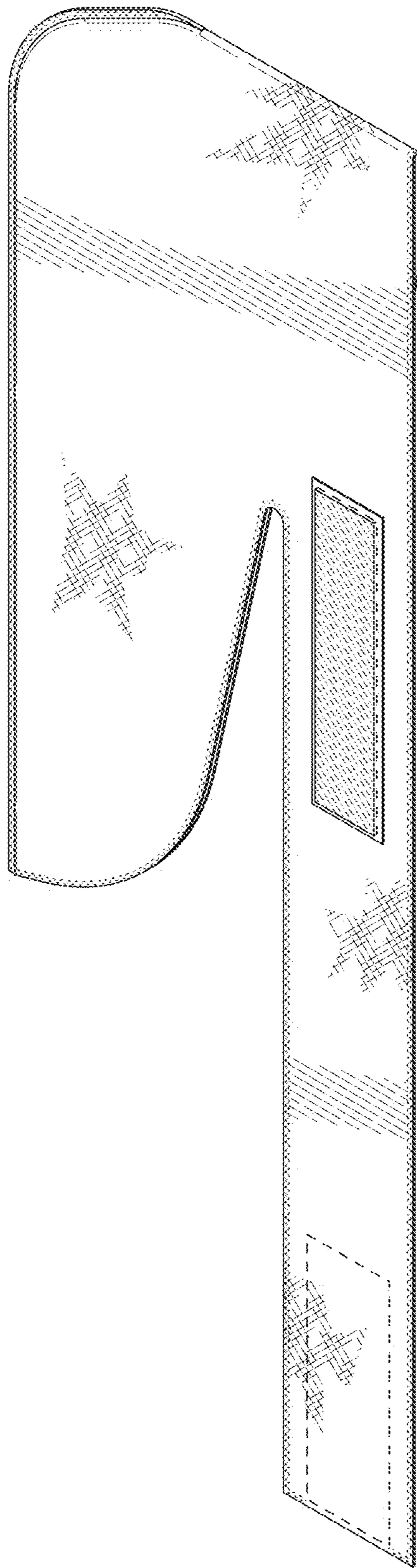


FIG. 2





FIG. 3



FIG. 5

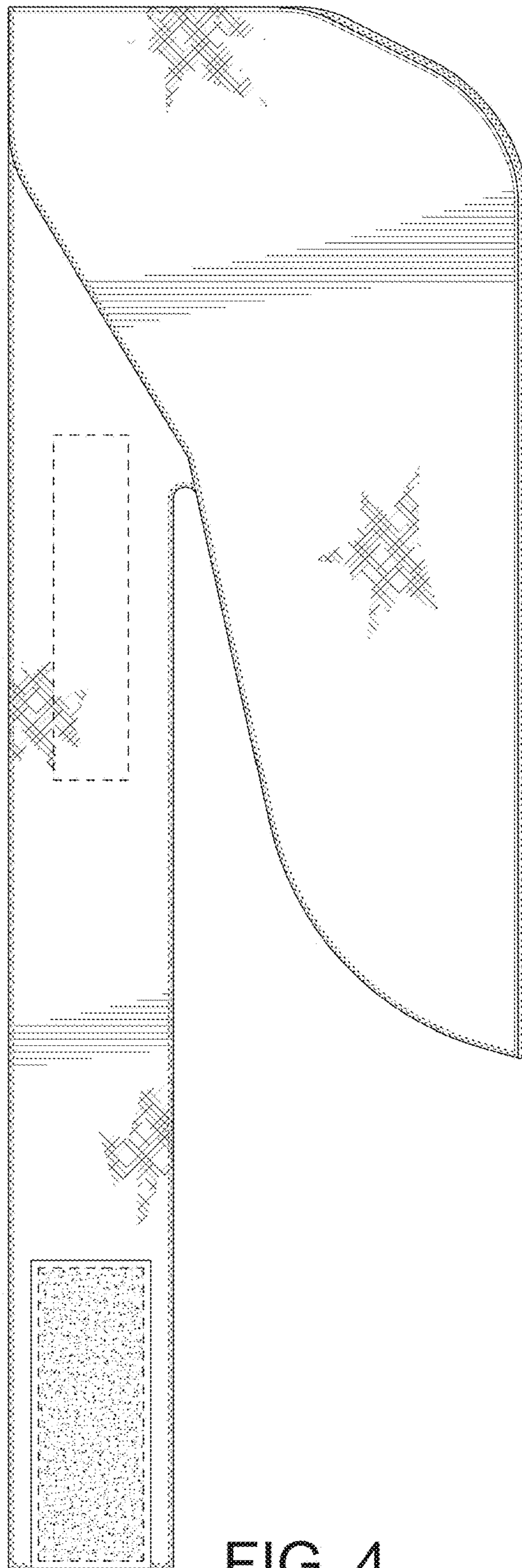


FIG. 4

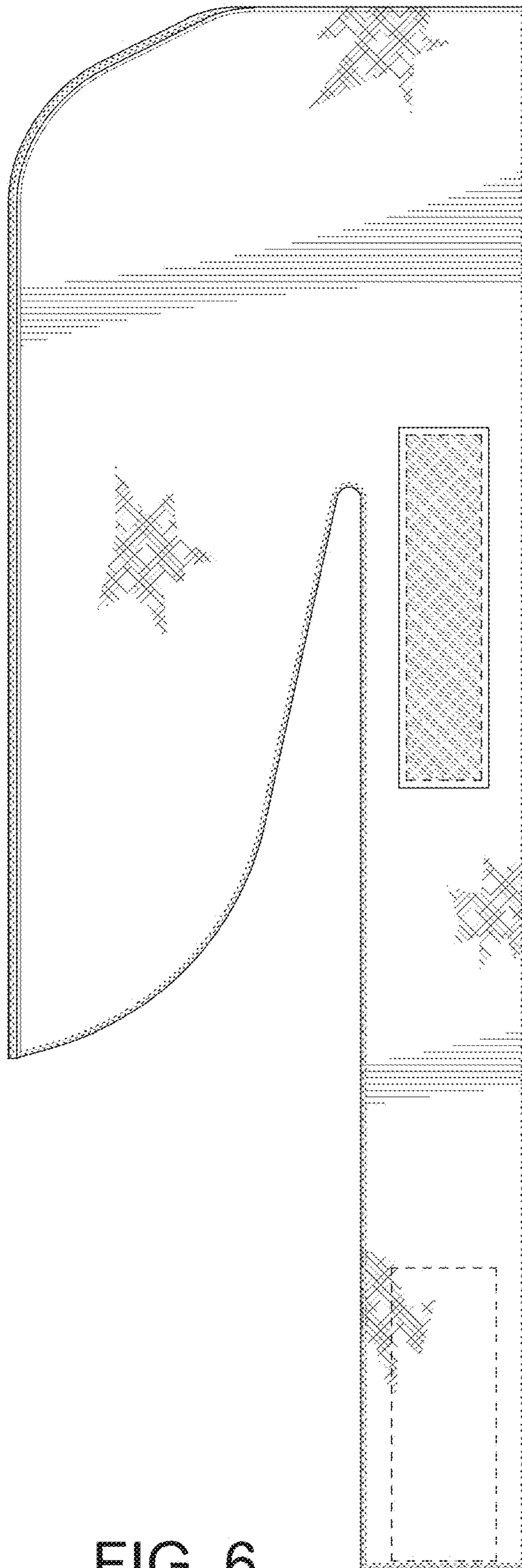


FIG. 6

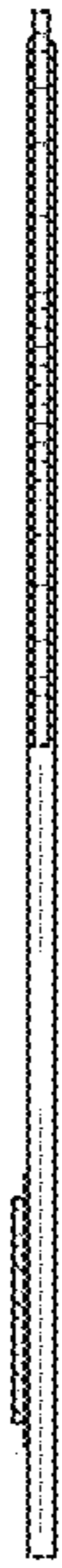


FIG. 7

FIG. 8



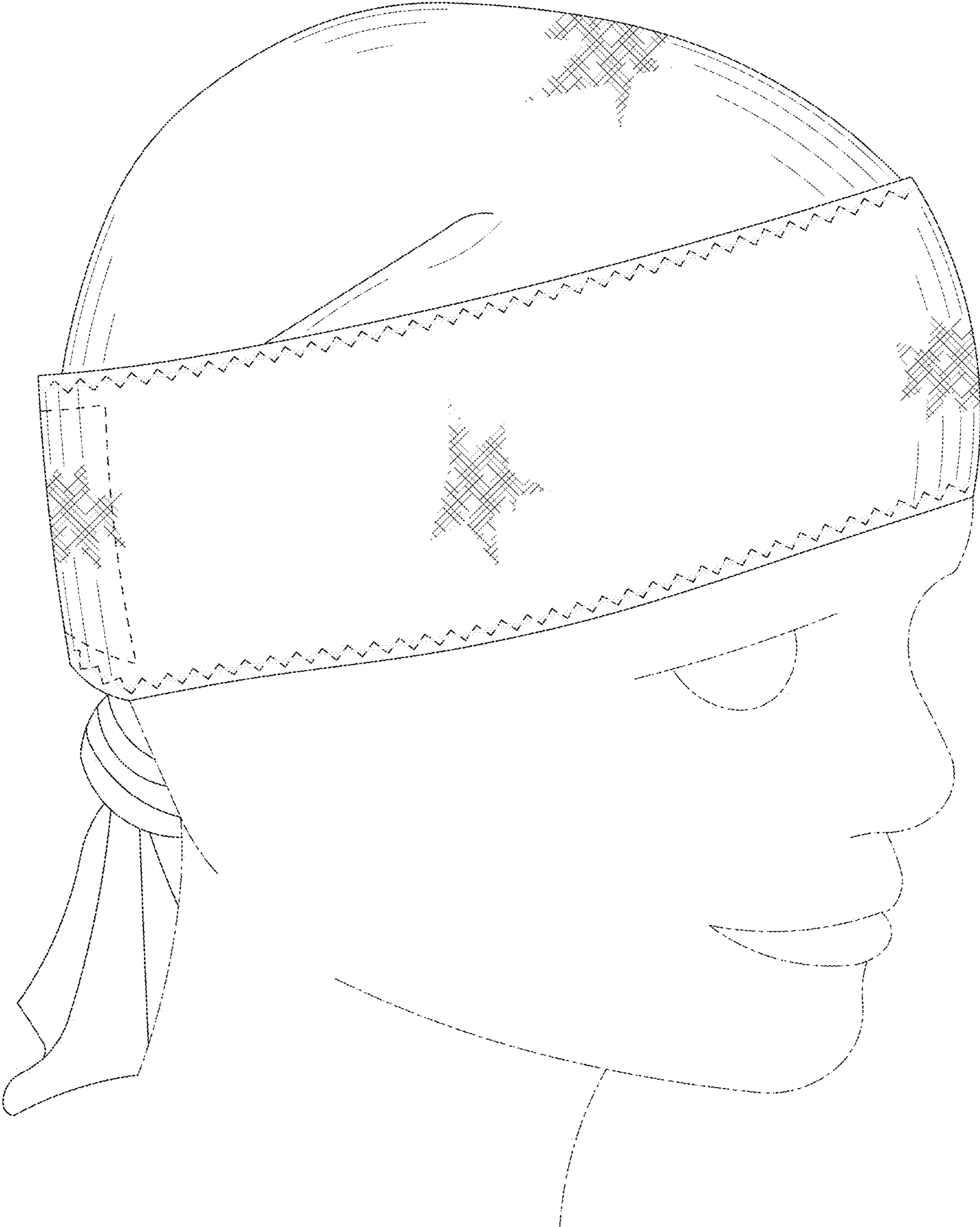


FIG. 9

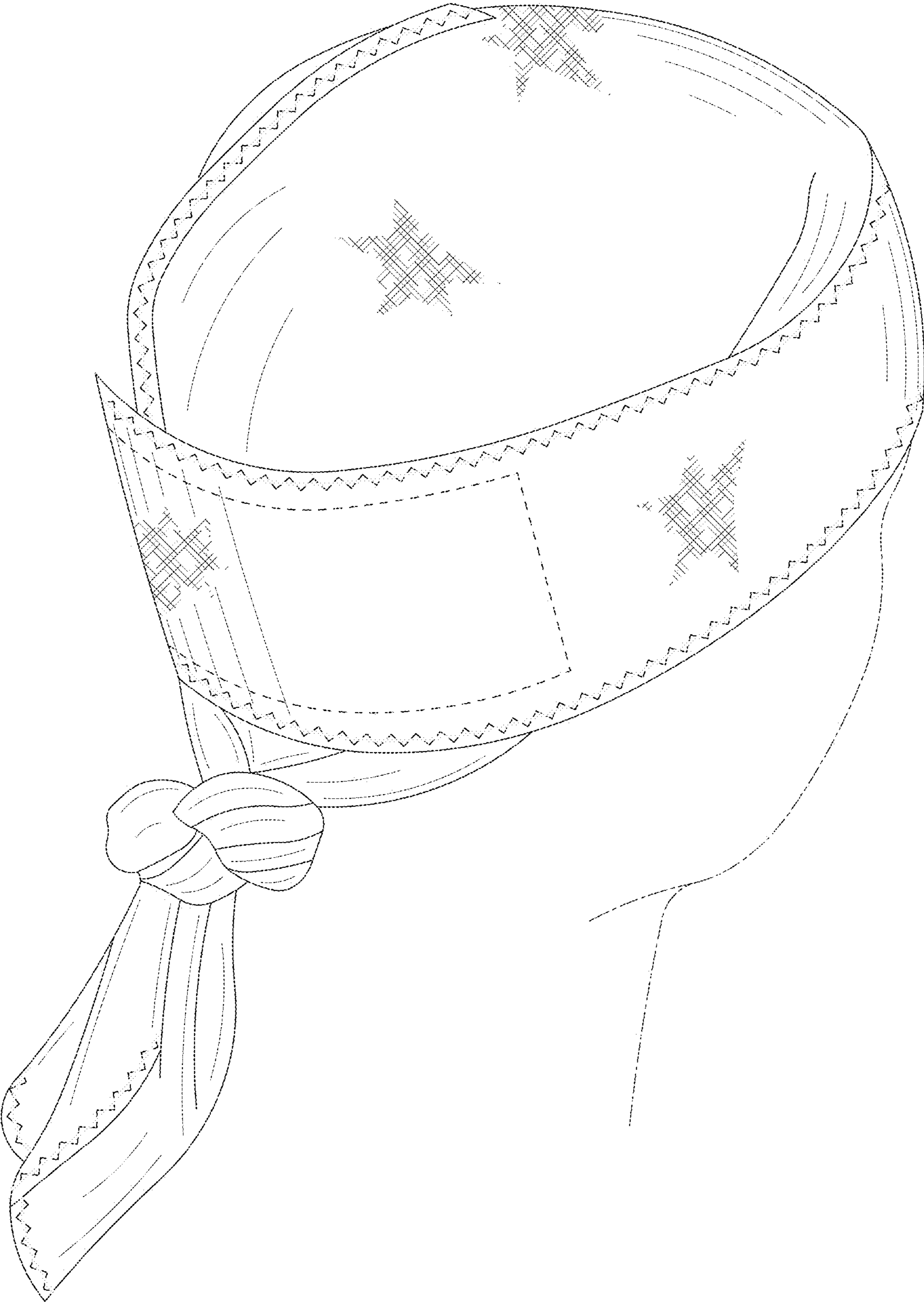


FIG. 10