



US00D903245S

(12) **United States Design Patent**
Levering

(10) **Patent No.:** **US D903,245 S**

(45) **Date of Patent:** **** Dec. 1, 2020**

(54) **HAIR RETENTION DEVICE**

(71) Applicant: **Bunnie J. Levering**, Omaha, NE (US)

(72) Inventor: **Bunnie J. Levering**, Omaha, NE (US)

(**) Term: **15 Years**

(21) Appl. No.: **29/683,569**

(22) Filed: **Mar. 14, 2019**

(51) **LOC (12) Cl.** **02-03**

(52) **U.S. Cl.**

USPC **D2/880**; D2/867

(58) **Field of Classification Search**

USPC D2/865, 866, 867, 868, 870, 874, 877,
D2/878, 880, 881, 883, 889; D24/191;
D28/41; D29/102

CPC A41D 23/00; A41G 5/0093; A42B 1/00;
A42B 1/02; A42B 1/04; A42B 1/041;
A42B 1/061; A42B 1/066; A42B 1/201;
A45D 8/40; A45D 19/18; A45D 20/18

See application file for complete search history.

(56) **References Cited**

U.S. PATENT DOCUMENTS

1,046,690	A	12/1912	Voelker	
1,207,574	A	12/1916	Lewis	
1,375,048	A	4/1921	Hough	
1,652,933	A	12/1927	Gaskell	
RE16,972	E	5/1928	Epstein	
1,720,560	A *	7/1929	Lipper	A42B 1/041 2/195.8
1,914,544	A *	6/1933	Villa	A42B 1/041 2/195.8
2,557,552	A	6/1951	Martin	
D171,903	S	4/1954	Litwin	
2,996,724	A	8/1961	Rose et al.	
3,480,970	A	12/1969	Gettinger	
3,529,308	A	9/1970	McBride	
4,031,567	A	6/1977	Planck	

D249,198	S	9/1978	Schulman
4,474,194	A	10/1984	Novitsky
4,491,985	A	1/1985	Dalton
4,686,710	A	8/1987	Marston et al.
4,964,175	A	10/1990	Taylor
D339,677	S	9/1993	Kang
D347,311	S	5/1994	Butler

(Continued)

Primary Examiner — Jasmine Mlinarcik

(74) *Attorney, Agent, or Firm* — Luke Charles Holst;
McGrath North Mullin & Kratz, PC LLO

(57) **CLAIM**

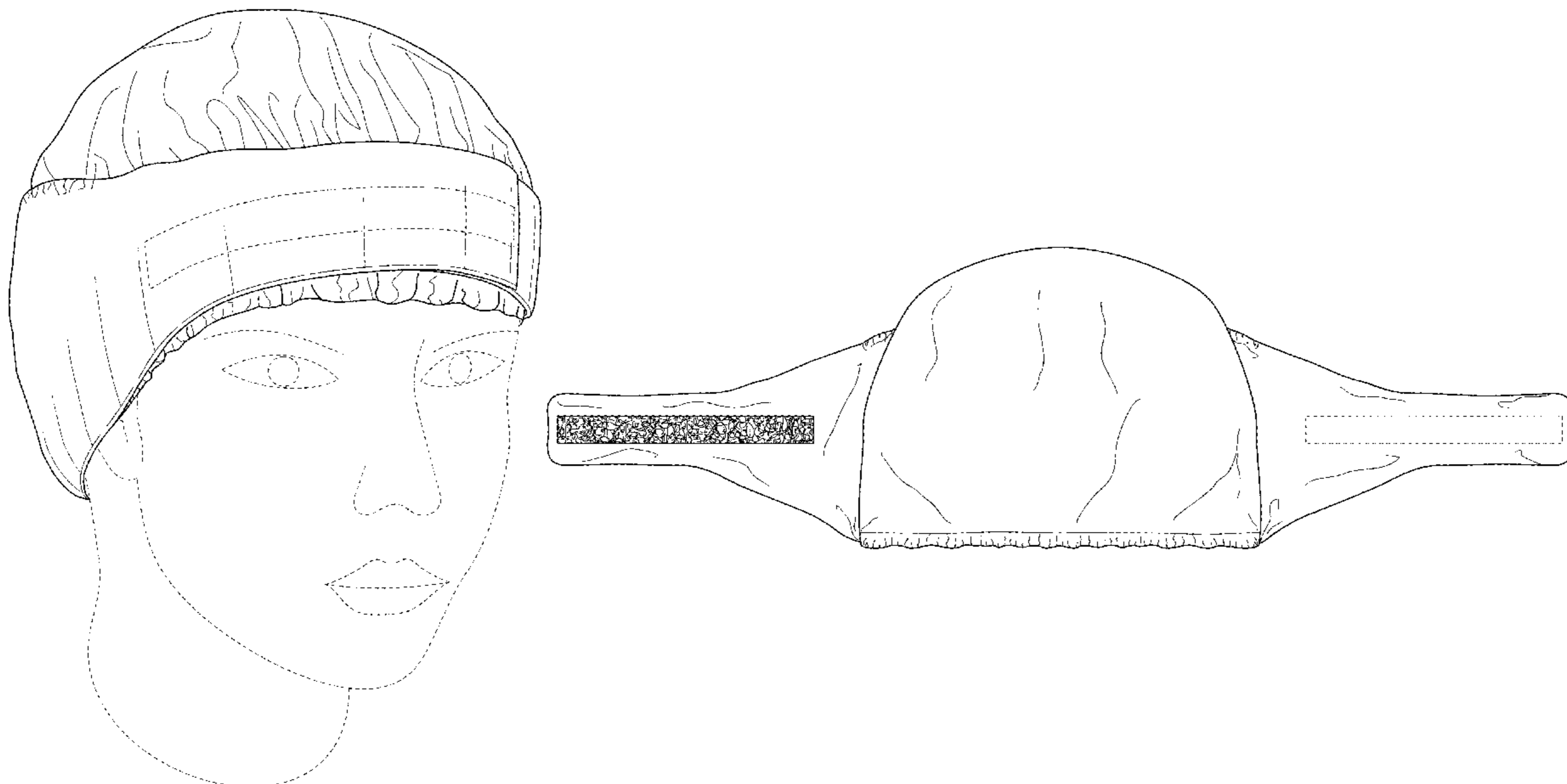
The ornamental design for a hair retention device, as shown and described.

DESCRIPTION

FIG. 1 is a perspective view of a hair retention device showing my new design on a wearer's head;
FIG. 2 is a front elevational view of the hair retention device;
FIG. 3 is a rear elevational view of the design of FIG. 2;
FIG. 4 is a right side elevational view of the design of FIG. 2;
FIG. 5 is a left side elevational view of the design of FIG. 2;
FIG. 6 is a top plan view of the design of FIG. 2;
FIG. 7 is a bottom plan view of the design of FIG. 2; and,
FIG. 8 is another view of FIG. 3 that shows the top portion of the wrap stitched to the top portion of the beanie of the hair retention device.

The broken lines showing the wearer's head in FIG. 1 is illustrative of environmental structure only and form no part of the claimed design. The broken lines along the surfaces of the hair retention device depict conventional stitching that is not claimed. Applicant notes that the markings on the figures are for shading purposes only, and are not to be considered as part of the design of the present invention.

1 Claim, 5 Drawing Sheets



(56)

References Cited

U.S. PATENT DOCUMENTS

D365,918	S	1/1996	Izegbu et al.	
5,590,422	A	1/1997	Henderson	
5,598,585	A	2/1997	Stroup	
5,621,919	A	4/1997	Graham	
5,628,070	A	5/1997	Kefelian	
5,694,955	A	12/1997	Grooms	
D389,636	S	1/1998	Davis, Sr.	
D424,743	S	5/2000	Winter	
6,427,253	B1	8/2002	Penny	
6,438,761	B1	8/2002	McGarrity	
6,481,020	B1	11/2002	Kirkland	
D472,367	S *	4/2003	Maya	D2/880
6,560,784	B2	5/2003	Hill	
D475,804	S	6/2003	Stachowski	
6,678,896	B2	1/2004	Robinson et al.	
D511,036	S	11/2005	Moses	
D543,013	S	5/2007	Robinson, III	
D575,033	S	8/2008	Levering	
D583,097	S	12/2008	Levering	
D610,782	S *	3/2010	Simmonds	D2/880
D621,139	S *	8/2010	Andreoni	D2/880
D629,180	S *	12/2010	Hood	D2/880
D645,646	S *	9/2011	Fuglsang	D2/880
D734,594	S *	7/2015	Phillips	D2/880
9,504,362	B1 *	11/2016	Skinner	A42B 1/04
D785,294	S *	5/2017	Sanders	D2/881
D792,682	S *	7/2017	Diamond	D2/880
D877,463	S *	3/2020	Blocker	D2/880
2020/0100551	A1 *	4/2020	Lee	A42B 1/041

* cited by examiner




FIG. 1

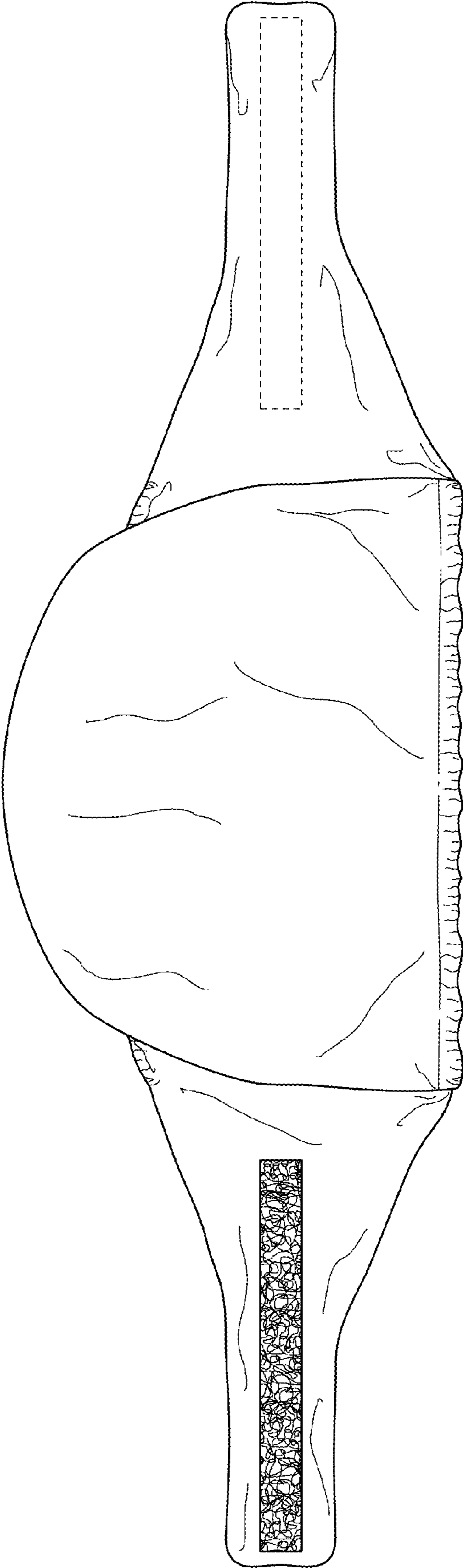


FIG. 2

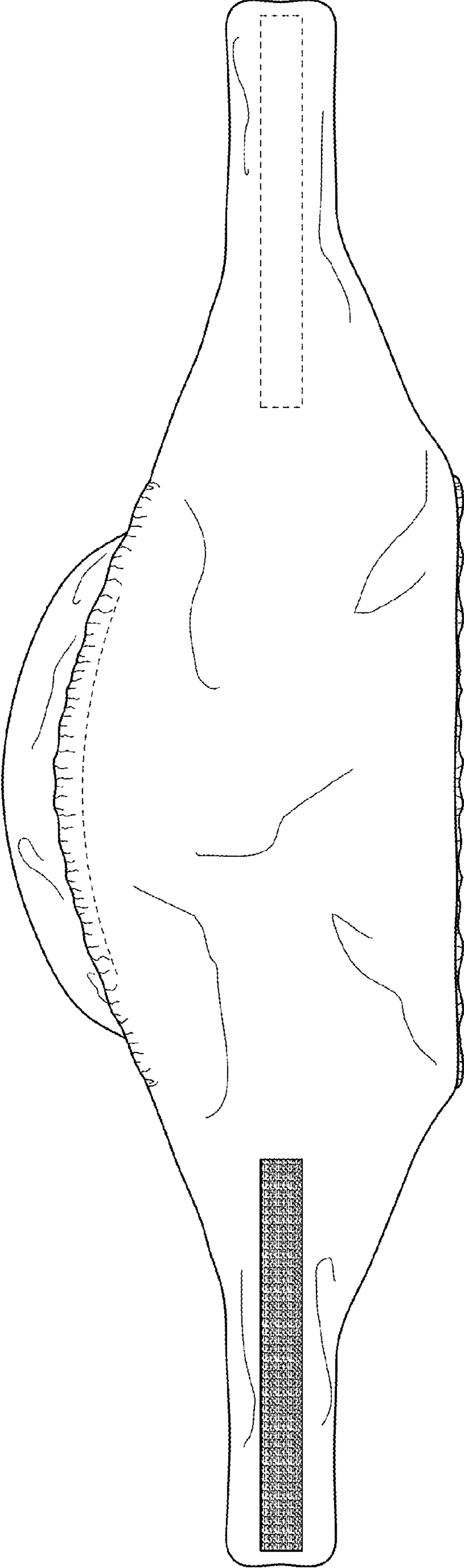


FIG. 3




FIG. 4




FIG. 5

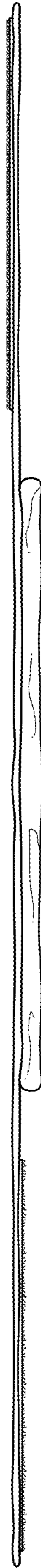


FIG. 6



FIG. 7

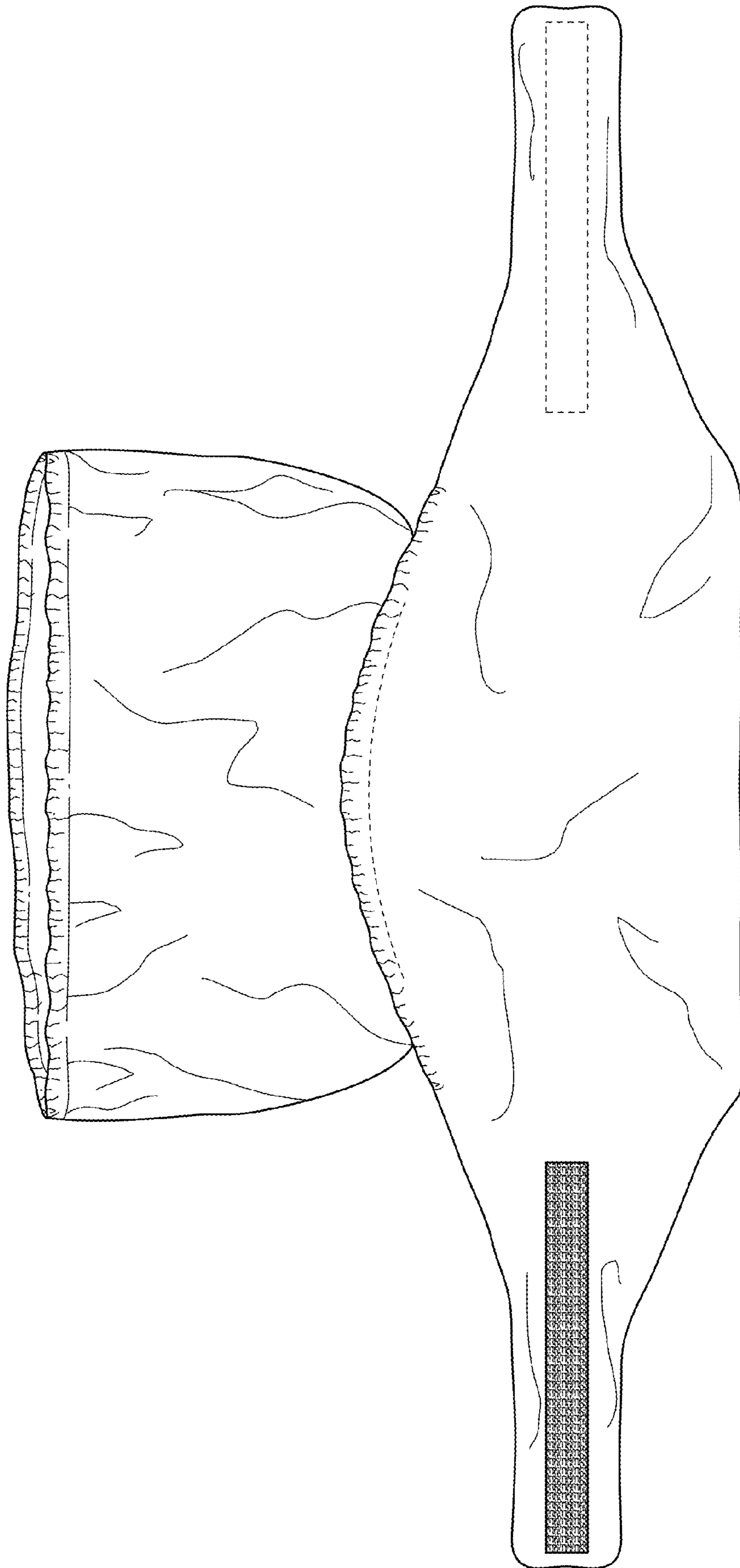


FIG. 8