



US00D903171S

(12) **United States Design Patent**
Bilanenko et al.

(10) **Patent No.:** **US D903,171 S**

(45) **Date of Patent:** **** Nov. 24, 2020**

(54) **PORTABLE LIGHT**

D364,694 S * 11/1995 Silvia D26/38
D369,082 S * 4/1996 Fells D26/38
D371,616 S * 7/1996 Porth D26/38

(71) Applicant: **Knog Pty Ltd**, Richmond (AU)

* cited by examiner

(72) Inventors: **Chris Bilanenko**, Richmond (AU);
Hugo Davidson, Richmond (AU);
Malcolm McKechnie, Richmond (AU)

Primary Examiner — Marcus A Jackson

(74) *Attorney, Agent, or Firm* — Chirstensen O'Connor
Johnson Kindness, PLLC

(73) Assignee: **Knog Pty Ltd**, Richmond (AU)

(**) Term: **15 Years**

(21) Appl. No.: **29/654,031**

(22) Filed: **Jun. 20, 2018**

(57) **CLAIM**

The ornamental design of a portable light, as shown an described.

(30) **Foreign Application Priority Data**

Dec. 20, 2017 (AU) 201717840

(51) **LOC (12) Cl.** **26-02**

(52) **U.S. Cl.**
USPC **D26/38**

(58) **Field of Classification Search**

USPC D26/28-36, 38, 139
CPC F21S 48/00; F21S 48/10; F21S 48/115;
F21S 48/225; F21S 48/1233; F21S
48/1266; F21S 48/1388; F21S 48/2268;
F21V 21/04; F21V 29/004; B60Q 9/13;
B60Q 9/135; B60Q 9/1375

See application file for complete search history.

DESCRIPTION

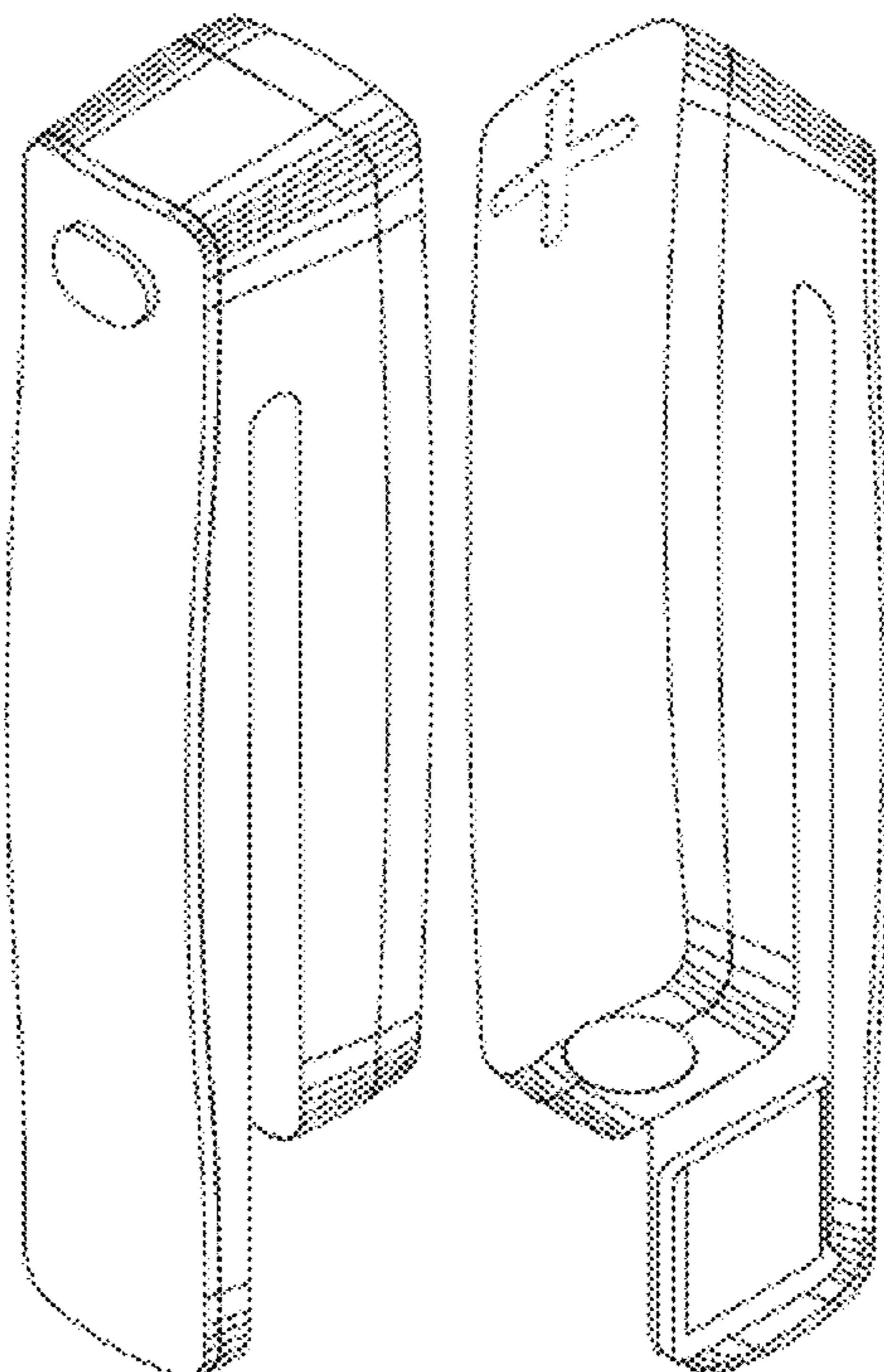
FIG. 1 is a front right upper perspective view of a portable light in accordance with the present design;
FIG. 2 is a rear left lower perspective view of the portable light shown in FIG. 1;
FIG. 3 is a front view of the portable light shown in FIG. 1;
FIG. 4 is a rear view of the portable light shown in FIG. 1;
FIG. 5 is a top plan view of the portable light shown in FIG. 1;
FIG. 6 is a bottom plan view of the portable light shown in FIG. 1; and,
FIG. 7 is a left side view of the portable light shown in FIG. 1, the right side view being identical in mirror symmetry.
The broken line showing of surface features is for the purpose of illustration and forms no part in the claimed design.

(56) **References Cited**

U.S. PATENT DOCUMENTS

D353,011 S * 11/1994 Miller D26/38

1 Claim, 3 Drawing Sheets






FIG. 1




FIG. 2




FIG. 3




FIG. 4

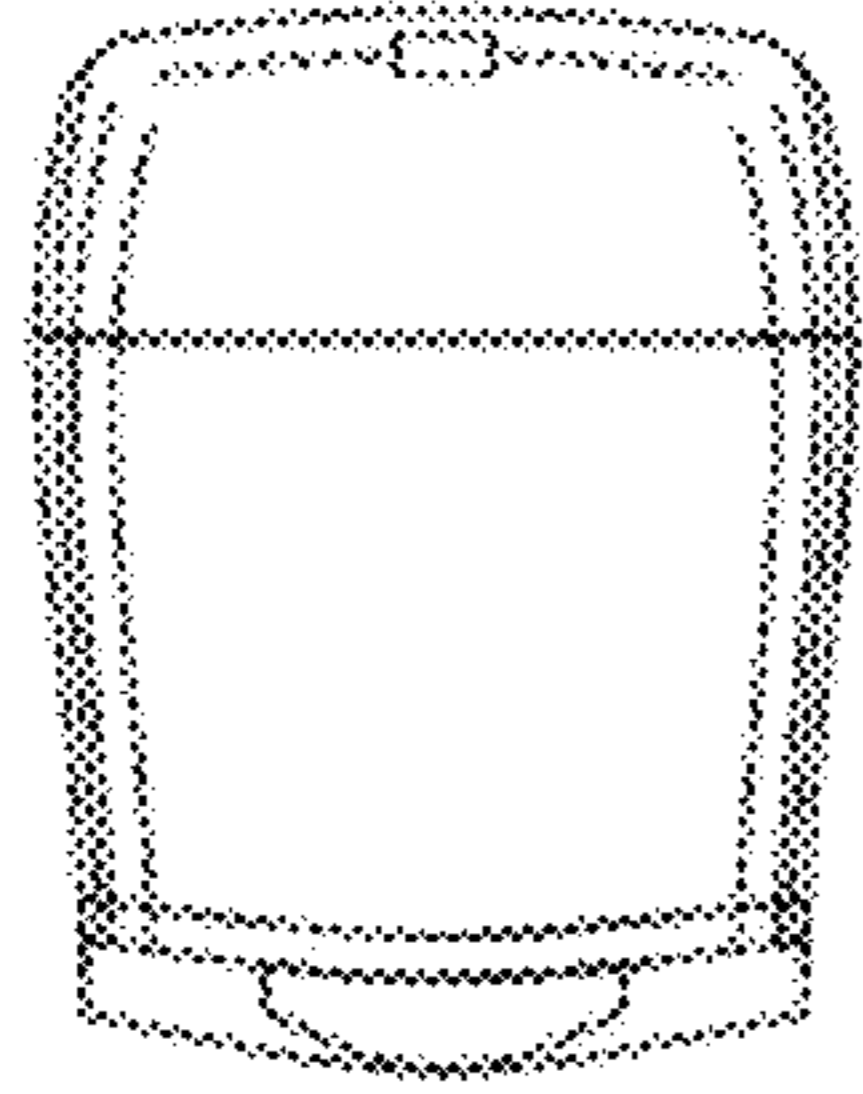


FIG. 5

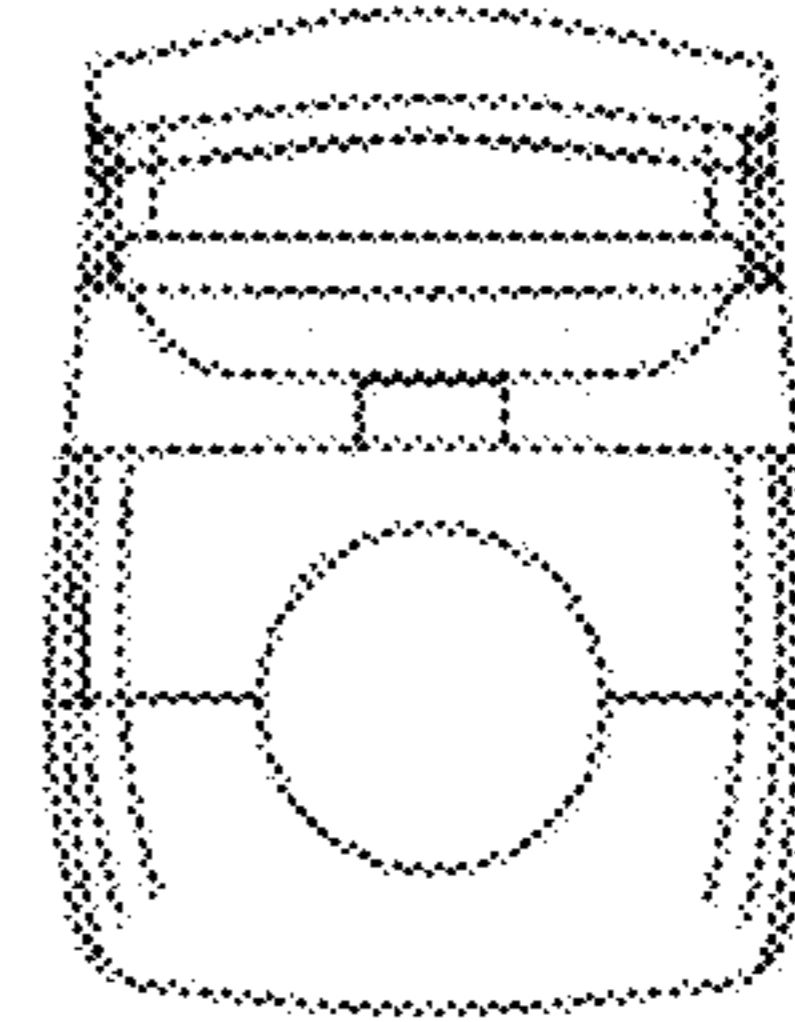


FIG. 6




FIG. 7