



US00D903153S

(12) **United States Design Patent**
Lee et al.

(10) **Patent No.:** **US D903,153 S**
(45) **Date of Patent:** **** Nov. 24, 2020**

(54) **BUILDING INTERIOR MATERIAL**

8,215,065	B2 *	7/2012	Gallant	E04B 2/74
					52/36.1
D704,860	S *	5/2014	McIntyre	D25/138
9,109,356	B2 *	8/2015	Segall	E04B 1/34315
9,194,121	B2 *	11/2015	Gosling	E04B 1/6813
D849,276	S *	5/2019	Kilian	D25/152
10,422,130	B2 *	9/2019	Parra Saavedra	E04C 1/392
10,435,885	B2 *	10/2019	Piethman	E04C 2/46
10,450,736	B2 *	10/2019	Morrow	E04B 1/80
D872,897	S *	1/2020	Morgan	D25/138
10,557,262	B2 *	2/2020	Moran	E04B 2/7416
10,597,870	B2 *	3/2020	Hedgcock	E04C 2/38
D884,925	S *	5/2020	Rue	D25/113
10,669,711	B2 *	6/2020	Parshad	E04B 2/7405

(71) Applicant: **SAMWON ACT CO., LTD.**, Busan (KR)

(72) Inventors: **Kyung Wook Lee**, Ansan-si (KR);
Kyung Yul Lee, Bucheon-si (KR);
Hong Suk Han, Siheung-si (KR)

(**) Term: **15 Years**

(21) Appl. No.: **29/660,610**

(22) Filed: **Aug. 22, 2018**

(30) **Foreign Application Priority Data**

Feb. 22, 2018 (KR) 30-2018-0009080

(51) **LOC (12) Cl.** **25-01**

(52) **U.S. Cl.**
USPC **D25/152**

(58) **Field of Classification Search**
USPC D25/138, 152; D6/332
CPC E04B 2002/7487; E04B 2002/7461; E04B 1/12; E04B 1/18; E04B 2/56; E04B 2/72; E04B 2/74; E04B 2/82; E04B 2/828
See application file for complete search history.

(56) **References Cited**

U.S. PATENT DOCUMENTS

D634,862	S *	3/2011	Karamete	D25/138
7,921,615	B2 *	4/2011	Picchio	A47F 5/0846
					52/238.1
D648,448	S *	11/2011	Apgood, II	D25/138

* cited by examiner

Primary Examiner — Doris Clark

(74) *Attorney, Agent, or Firm* — Antonio Ha & U.S. Patent, LLC

(57) **CLAIM**

The ornamental design for a building interior material, as shown and described.

DESCRIPTION

FIG. 1 is a top, front and left side perspective view of the design;
FIG. 2 is a front elevational view thereof;
FIG. 3 is a back elevational view thereof;
FIG. 4 is a left side elevational view thereof;
FIG. 5 is a right side elevational view thereof;
FIG. 6 is a top plan view thereof; and,
FIG. 7 is a bottom plan view thereof.

1 Claim, 4 Drawing Sheets

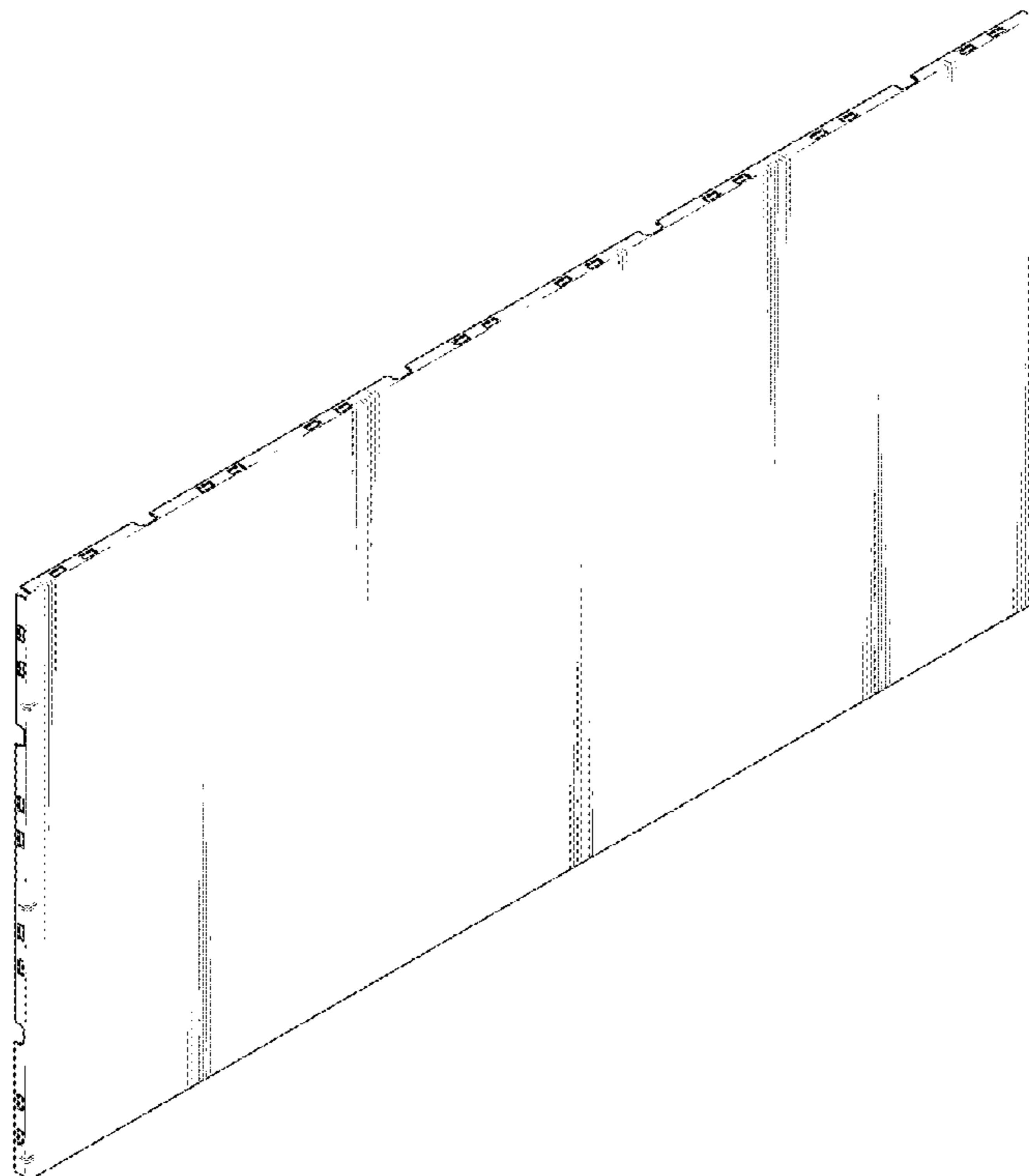


Fig. 1

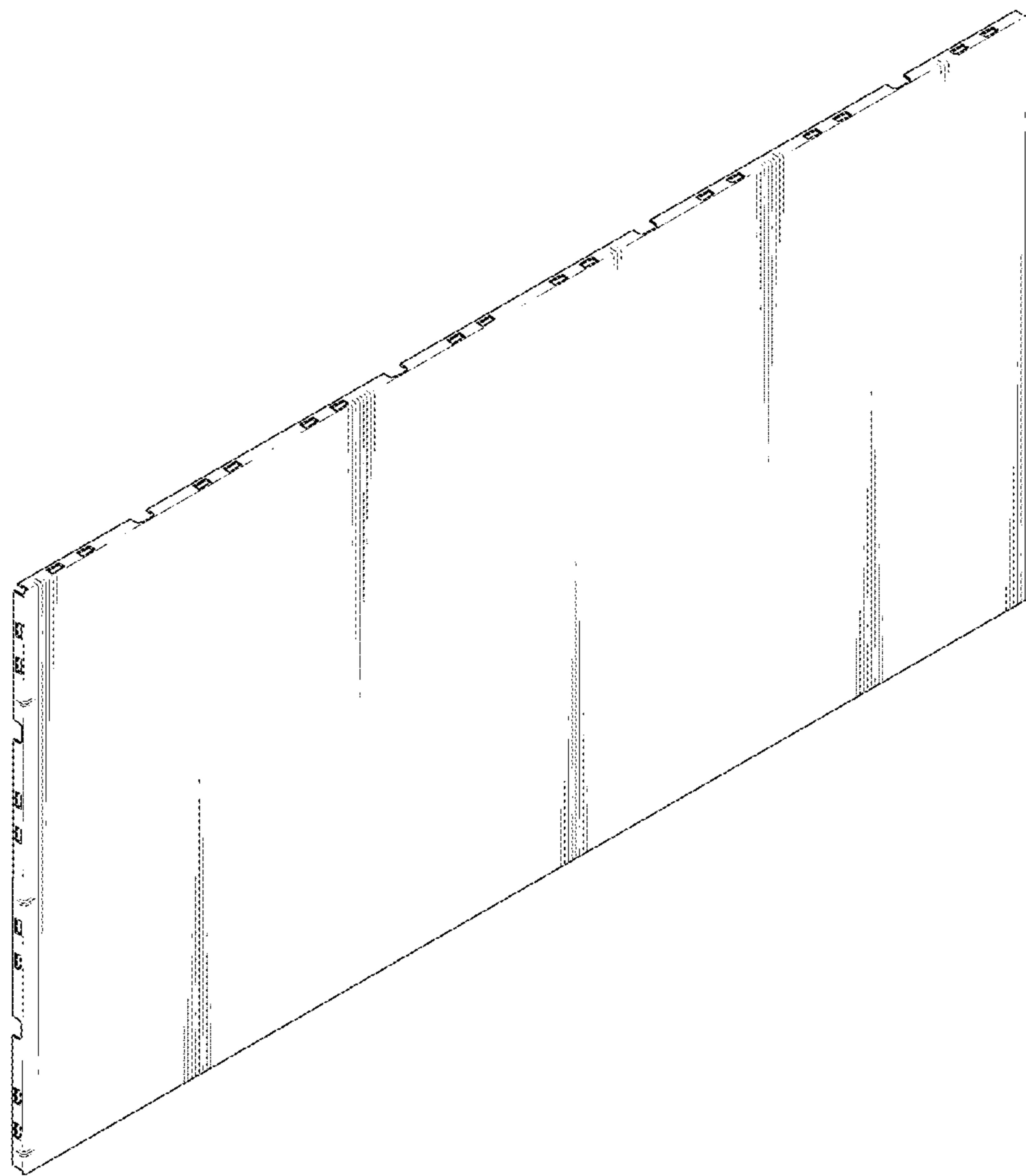


Fig. 2




Fig. 3

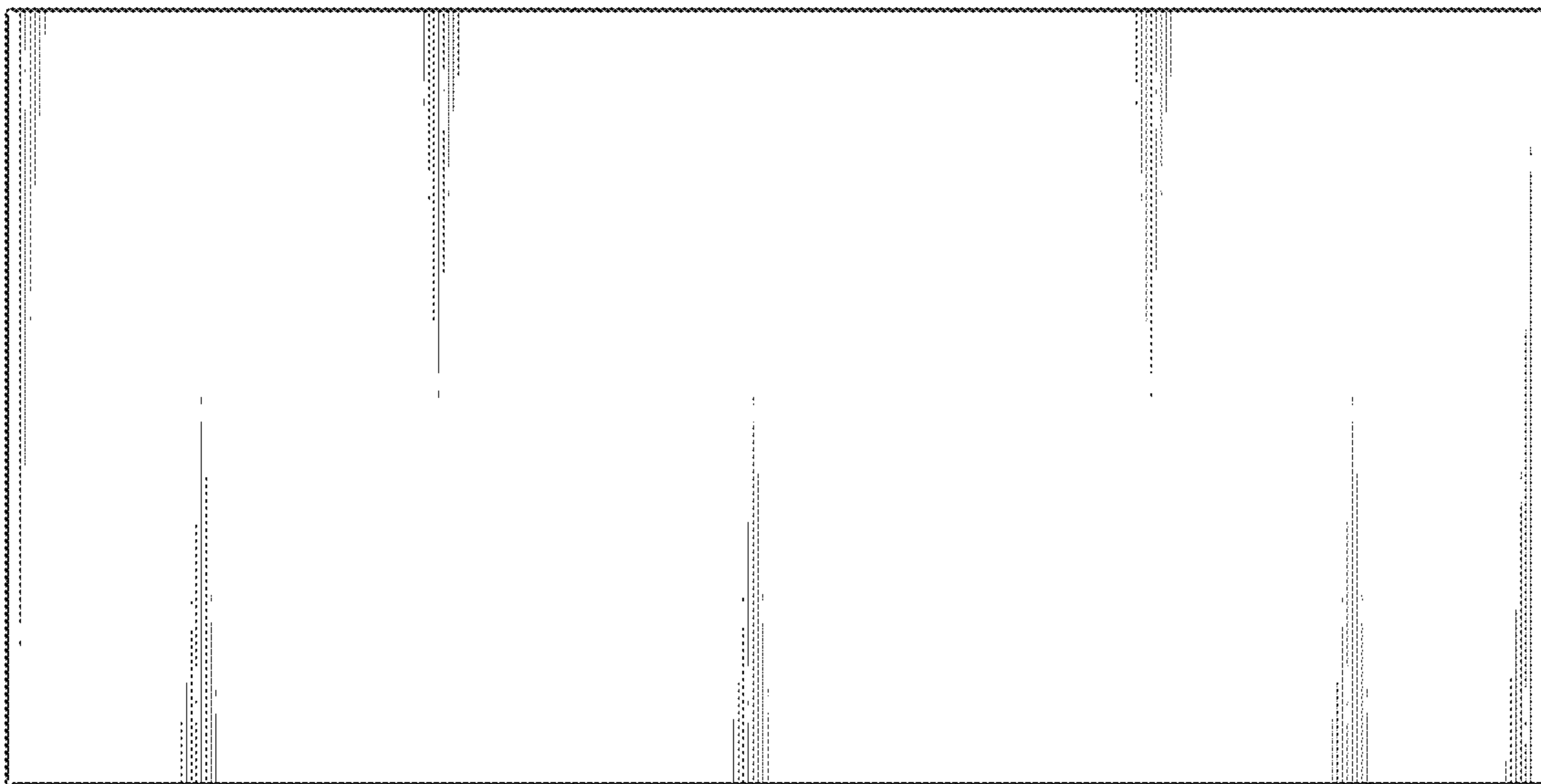


Fig. 4




Fig. 5



Fig. 6




Fig. 7

