



US00D903149S

(12) **United States Design Patent** (10) **Patent No.:** **US D903,149 S**
Chao (45) **Date of Patent:** **** Nov. 24, 2020**

(54) **TITLE**

(71) Applicant: **Shanghai Mebania Industry Co., Ltd.**,
Shanghai (CN)

(72) Inventor: **Kuo-Chiang Chao**, Shanghai (CN)

(73) Assignee: **Shanghai Mebania Industry Co., Ltd.**,
Shanghai (CN)

(**) Term: **15 Years**

(21) Appl. No.: **29/704,349**

(22) Filed: **Sep. 4, 2019**

(30) **Foreign Application Priority Data**

Jul. 25, 2019 (CN) 2019 3 0399891

(51) **LOC (12) Cl.** **25-01**

(52) **U.S. Cl.**
USPC **D25/138**

(58) **Field of Classification Search**

USPC D25/138
CPC B44F 9/00; B44F 9/04; B44F 11/04; B44F
11/06; E04F 15/126; E04F 15/00; E04F
15/02; B32B 18/00; B32B 2318/04; B32B
2419/04; B32B 2419/00; B32B 2607/00;
B32B 9/002; B32B 9/005; E01C 1/00;
E01C 1/002; E01C 11/00; E01C 15/00;
E01C 2201/00; E01C 2201/14; E01C
2201/16; E04C 2/00; E04C 2/041; E04C
2/30; E04C 2/40; E04C 2/46; E04C 2/50;
E04C 2/54; E04C 2002/008; E04C
2002/005; E04B 1/00; E04B 1/02; E04B
1/04

See application file for complete search history.

(56) **References Cited**

U.S. PATENT DOCUMENTS

D497,011	S	*	10/2004	Poliacek	D25/138
D575,416	S	*	8/2008	LaBrash	D25/138
D643,944	S	*	8/2011	Henderson	D25/157
8,961,258	B2	*	2/2015	Balint	E04B 1/54 446/108
D739,961	S	*	9/2015	Zuo	D25/138
D740,448	S	*	10/2015	Zuo	D25/138
9,278,577	B2	*	3/2016	Hicks	B44C 3/025
9,702,145	B2	*	7/2017	McManus	E04F 15/082
D806,905	S	*	1/2018	Kitajima	D25/138
D806,906	S	*	1/2018	Kitajima	D25/138
D824,049	S	*	7/2018	Mussini	D25/138

* cited by examiner

Primary Examiner — Doris Clark

(74) *Attorney, Agent, or Firm* — ScienBiziP, P.C.

(57) **CLAIM**

The ornamental design for a tile, as shown and described.

DESCRIPTION

FIG. 1 is a front perspective view of a tile, showing my design.

FIG. 2 is a rear perspective view thereof.

FIG. 3 is a front elevation view thereof.

FIG. 4 is a rear elevation view thereof.

FIG. 5 is a left side elevation view thereof.

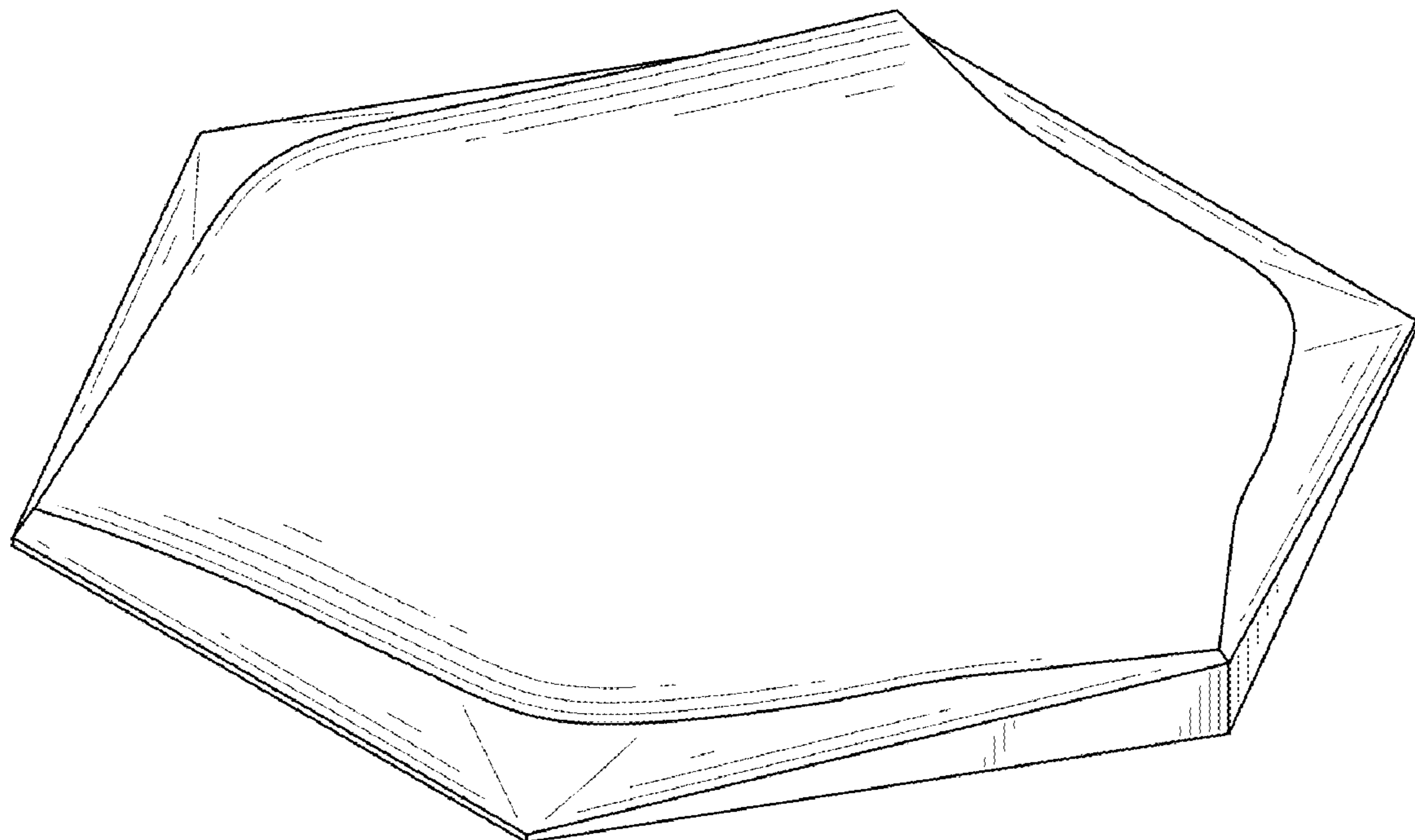
FIG. 6 is a right side elevation view thereof.

FIG. 7 is a top plan view thereof; and,

FIG. 8 is a bottom plan view thereof.

The details shown in broken lines form no part of the claimed design.

1 Claim, 8 Drawing Sheets



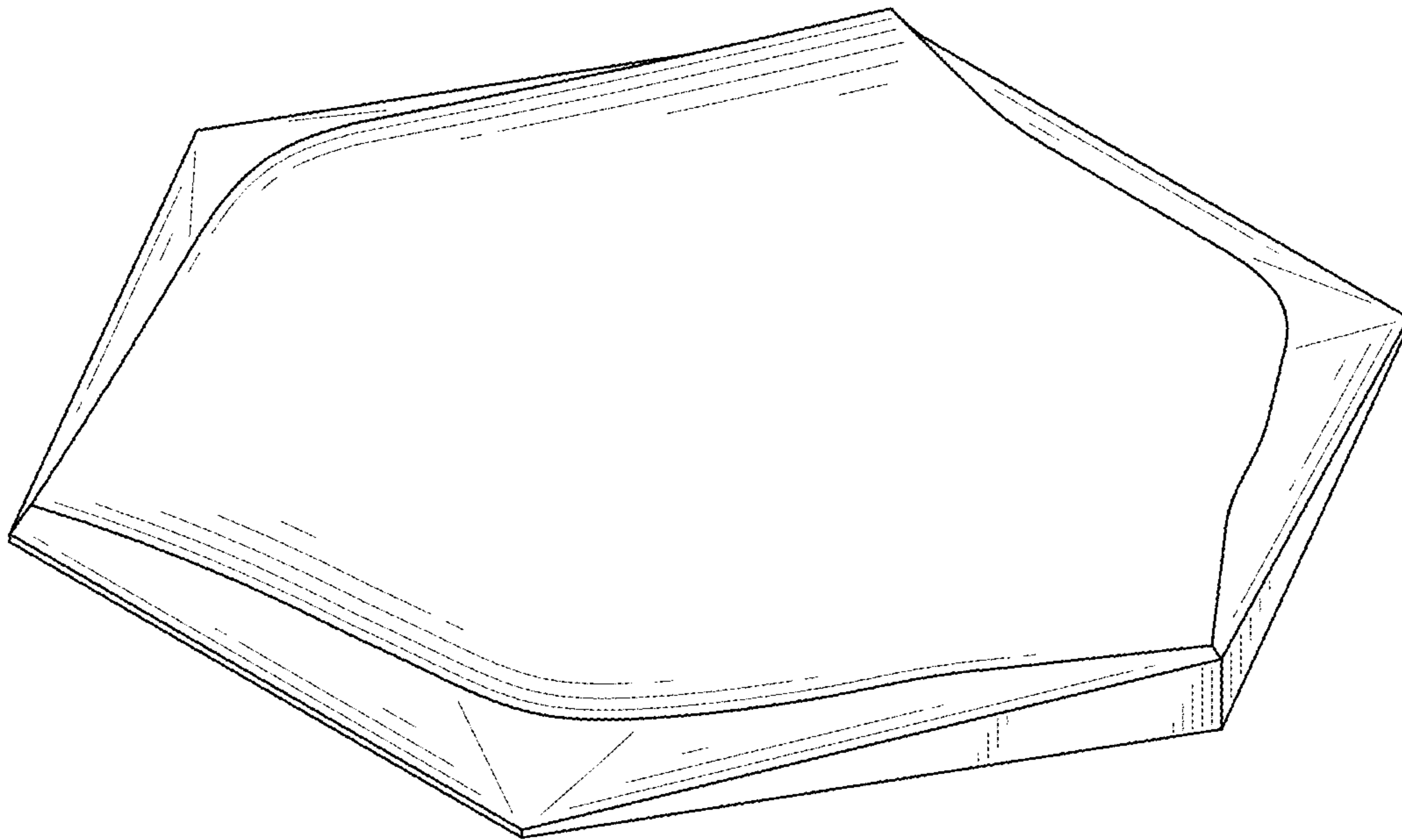


FIG. 1

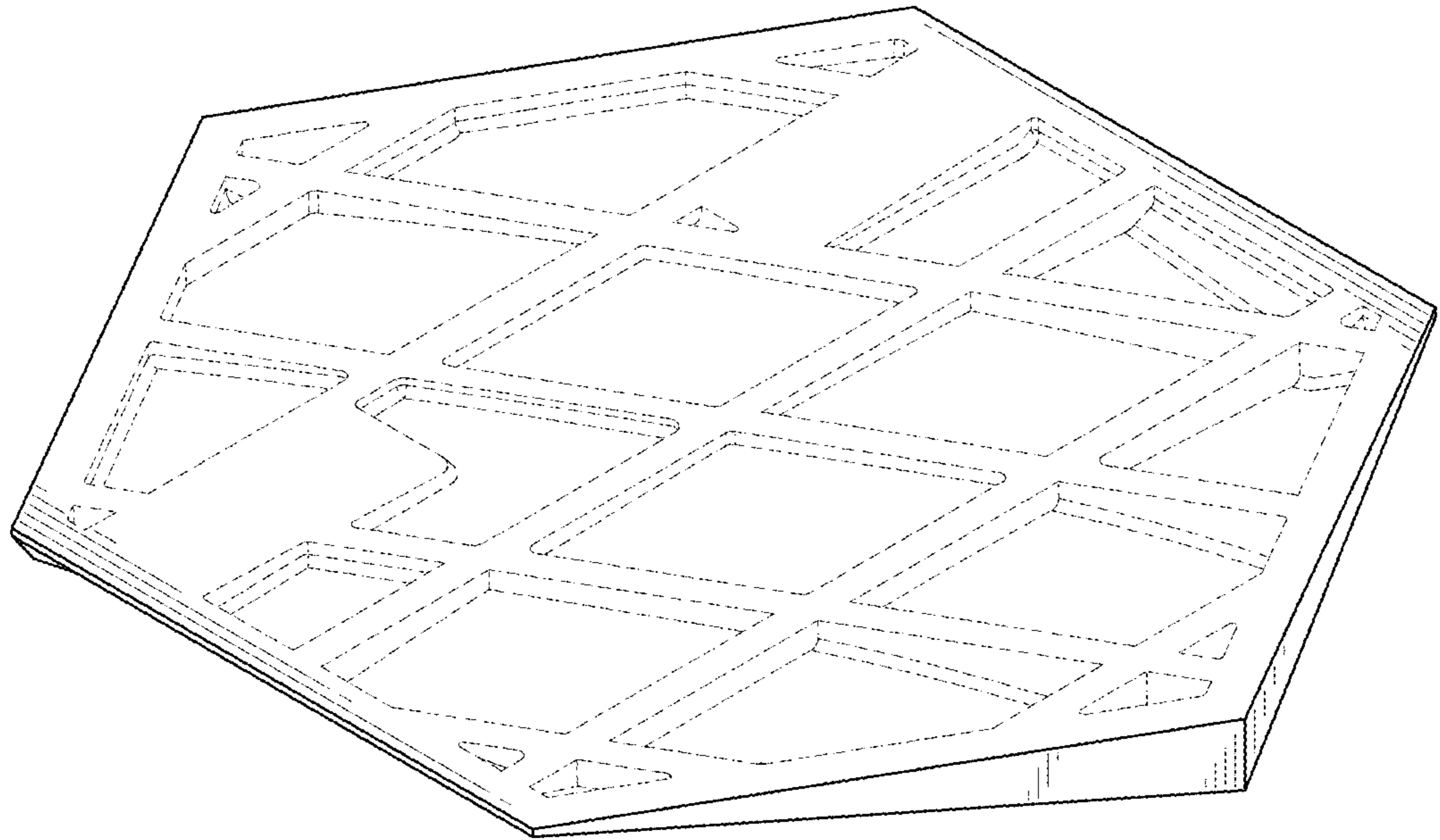


FIG. 2

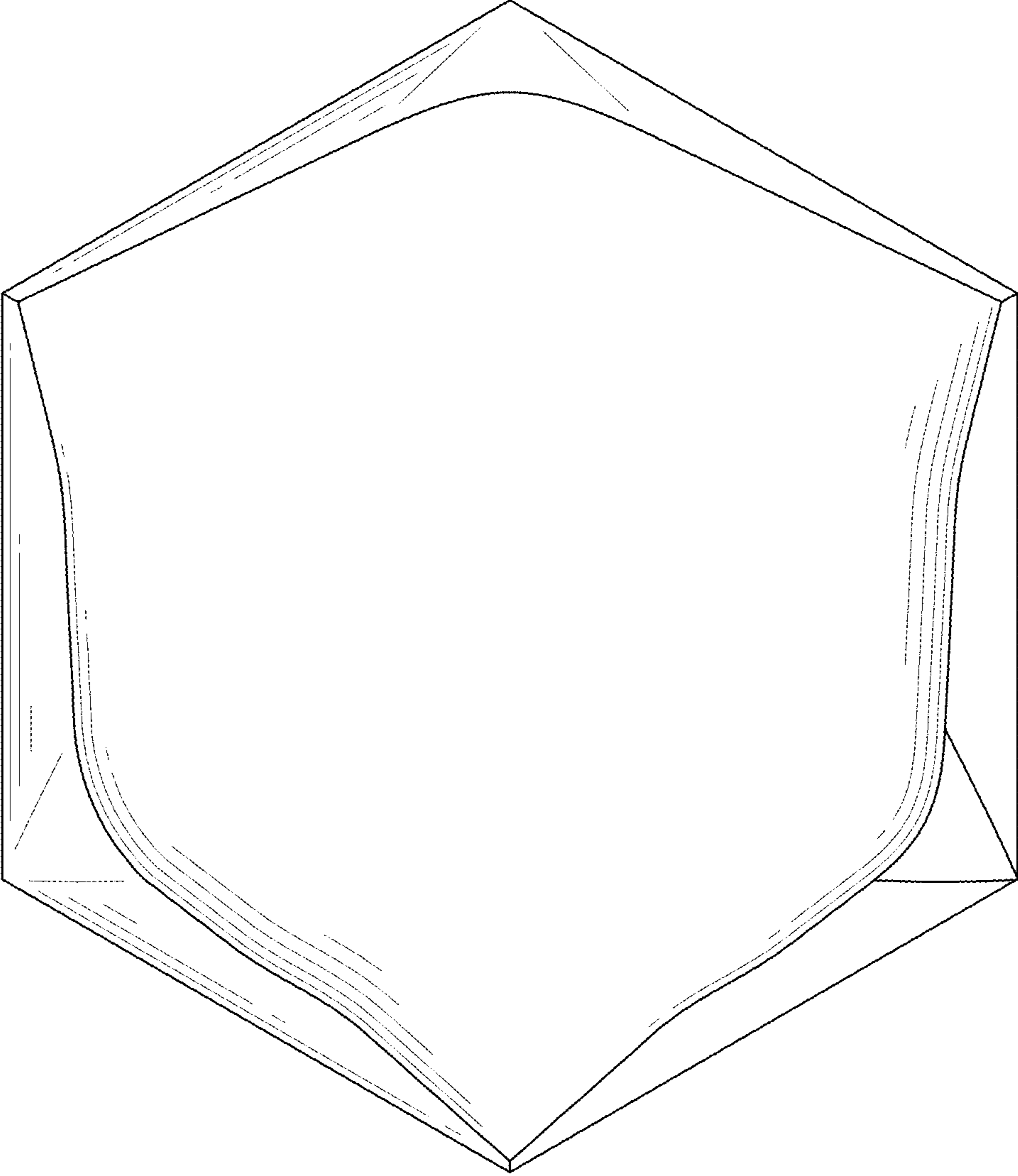


FIG. 3

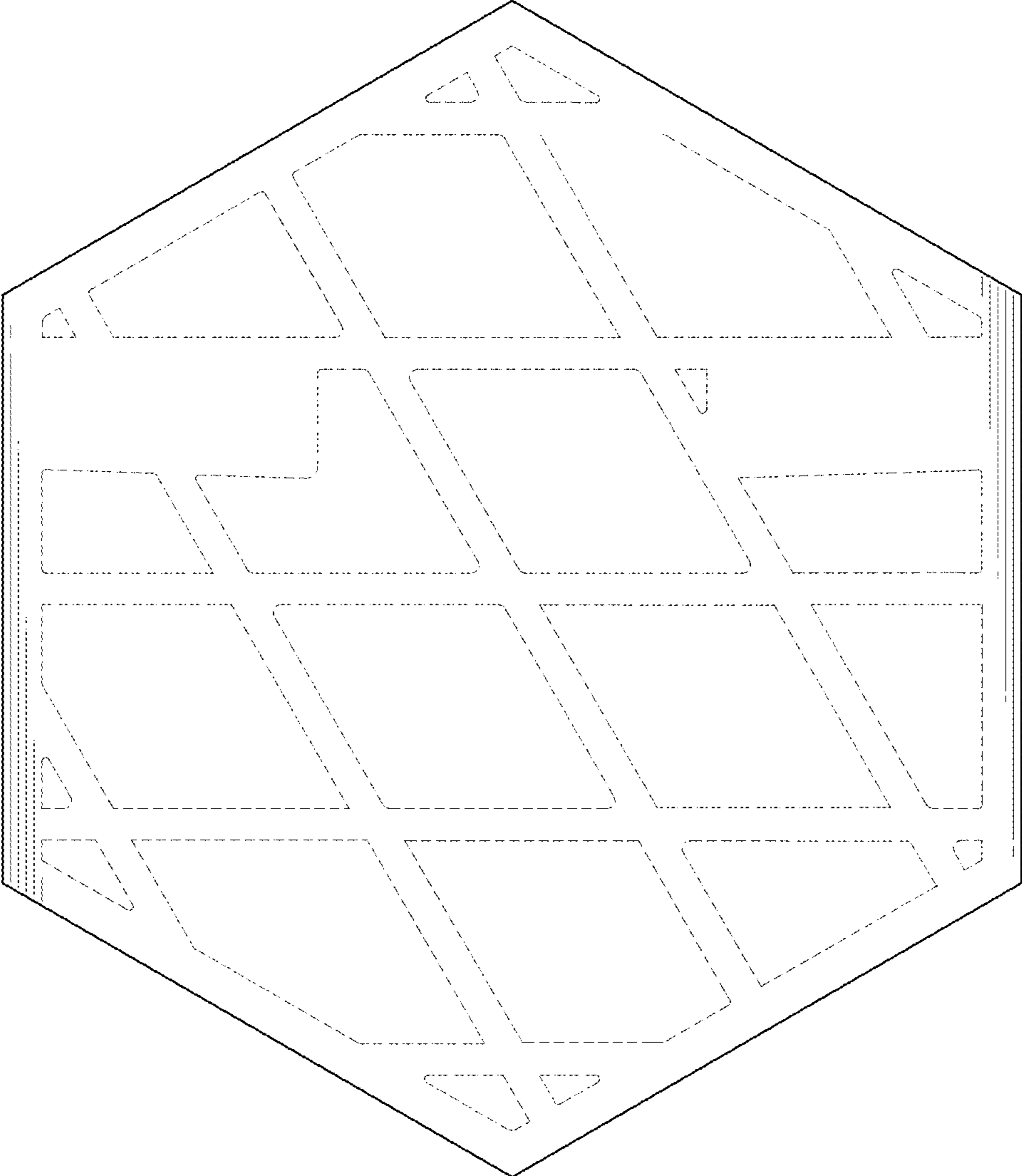


FIG. 4



FIG. 5

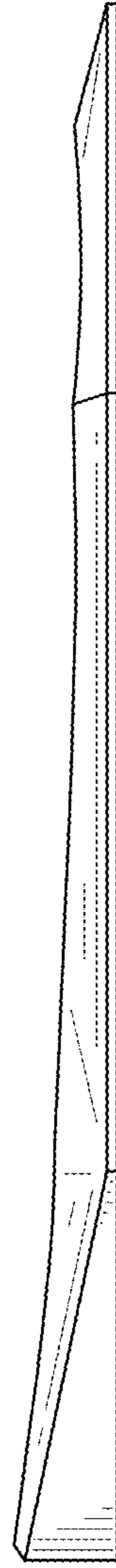


FIG. 6

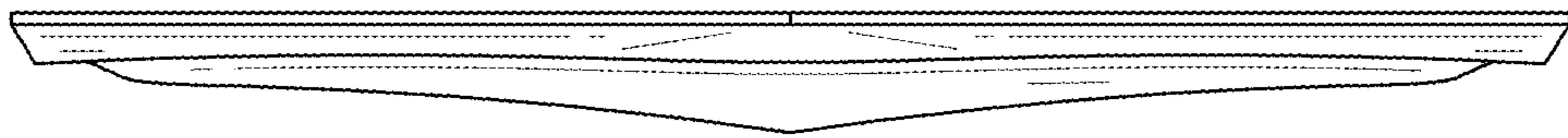


FIG. 7

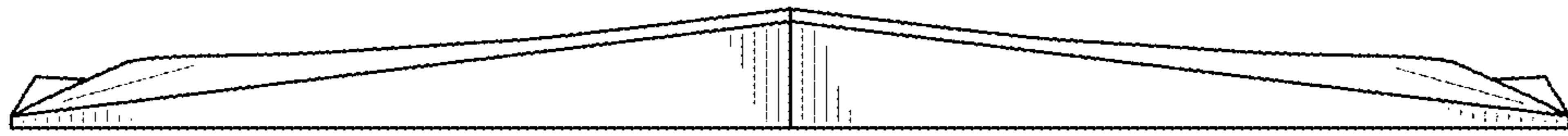


FIG. 8