



US00D903139S

(12) **United States Design Patent** (10) **Patent No.:** **US D903,139 S**
Liang (45) **Date of Patent:** **** Nov. 24, 2020**

(54) **MASSAGER**
(71) Applicant: **Kangyu Liang**, Shenzhen (CN)
(72) Inventor: **Kangyu Liang**, Shenzhen (CN)
(**) Term: **15 Years**
(21) Appl. No.: **29/737,820**
(22) Filed: **Jun. 11, 2020**

D484,524 S * 12/2003 Wiedner D16/312
D609,818 S * 2/2010 Tsang D24/215
D653,695 S * 2/2012 Tobia D16/312
D730,430 S * 5/2015 Tanguy D16/312
D748,717 S * 2/2016 Yang D16/312
D769,453 S 10/2016 Ma
D784,441 S * 4/2017 Garfias D16/312
D821,037 S * 6/2018 Wallis D29/110
D834,755 S * 11/2018 Schempp D29/110
D841,179 S * 2/2019 Ma D24/215
D847,248 S * 4/2019 Liang D16/312
D868,878 S * 12/2019 Langenwalter D16/312
D872,168 S * 1/2020 Zhang D16/312

(Continued)

(30) **Foreign Application Priority Data**

Jan. 13, 2020 (CN) 2020 3 0021123

(51) **LOC (12) Cl.** **28-03**
(52) **U.S. Cl.**
USPC **D24/215**
(58) **Field of Classification Search**
USPC D16/310, 312, 320, 324; D24/200, 214,
D24/215; D29/102, 105, 106, 108, 110
CPC . A63B 33/002; A61F 9/02; A61F 9/04; A61F
9/06; A61H 5/00; A61H 2205/024
See application file for complete search history.

(56) **References Cited**

U.S. PATENT DOCUMENTS

D201,101 S * 5/1965 Gilbert D16/312
4,043,637 A * 8/1977 Hovey A61F 9/023
359/241
D274,385 S * 6/1984 Newcomb D29/108
D293,373 S * 12/1987 Beck D16/312
4,938,582 A * 7/1990 Leslie A61H 5/00
351/158
D311,263 S * 10/1990 Russell D24/189
D320,289 S * 9/1991 Blackstone D16/312
D366,732 S * 1/1996 Gregg D29/108
D375,317 S * 11/1996 Canavan D16/101
D377,241 S * 1/1997 Kenner D24/190
D428,620 S * 7/2000 Maturaporn 2/12
D428,906 S * 8/2000 Bolle D16/312
D477,347 S * 7/2003 Brueck D16/312
D478,926 S * 8/2003 Moritz D16/312

OTHER PUBLICATIONS

Amazon, "Intelligent Neck Massager", Sep. 5, 2020. https://www.amazon.com/dp/B08FMN3D4R/?coliid=IXMKJW5S97MHB&colid=6S0BC55R51RX&pssc=1&ref=lv_ov_lig_dp_it. Shown on p. 1. (Year: 2020).*

Primary Examiner — Cynthia Ramirez
Assistant Examiner — Michael A Maharajh

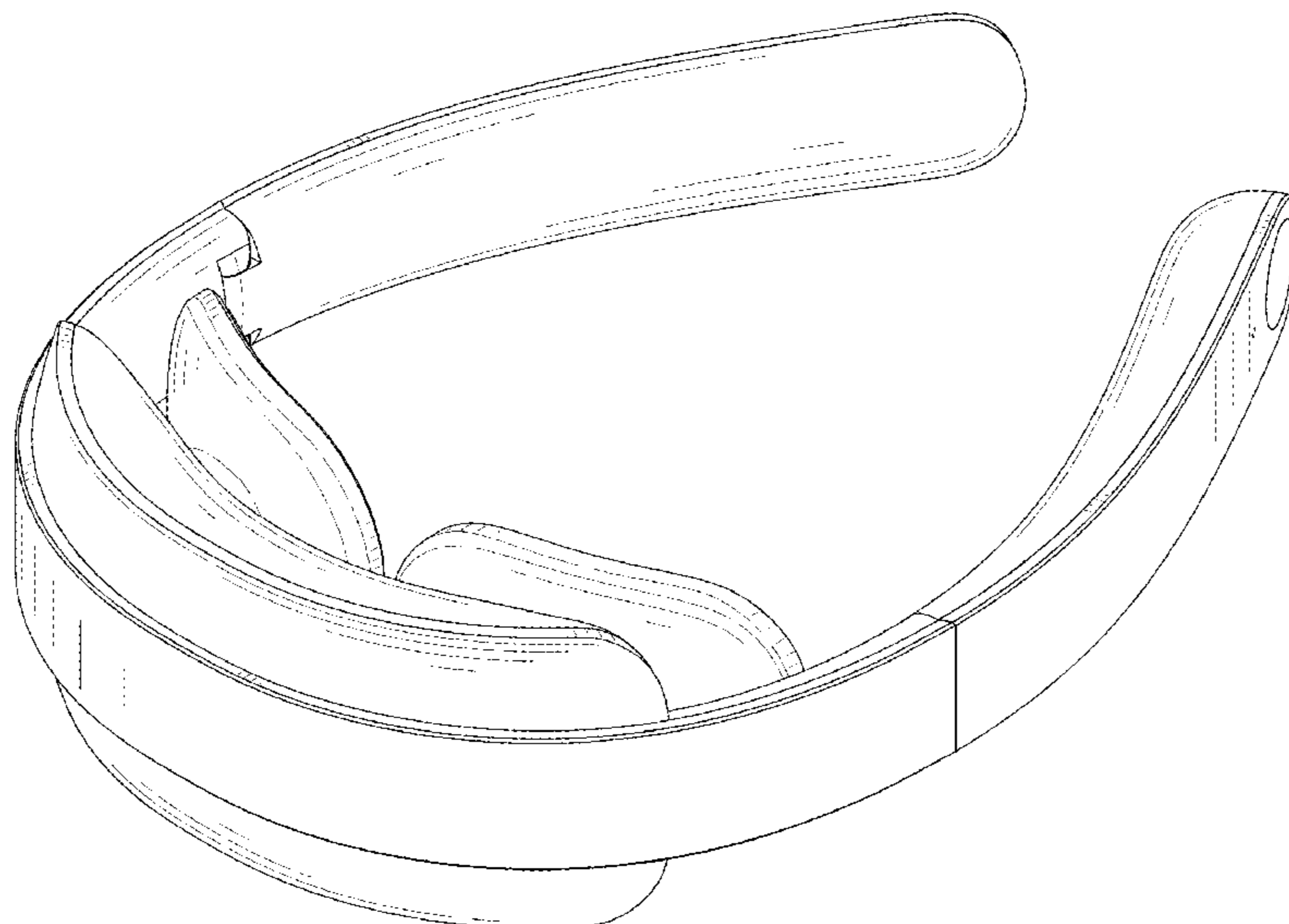
(57) **CLAIM**

The ornamental design for a massager, as shown and described.

DESCRIPTION

FIG. 1 is a perspective view of a massager showing my new design;
FIG. 2 is another perspective view thereof;
FIG. 3 is a front elevational view thereof;
FIG. 4 is a rear elevational view thereof;
FIG. 5 is a left side elevational view thereof;
FIG. 6 is a right side elevational view thereof;
FIG. 7 is a top plan view thereof; and,
FIG. 8 is a bottom plan view thereof.
The broken lines in the drawings depict portions of the massager that form no part of the claimed design.

1 Claim, 8 Drawing Sheets



(56)

References Cited

U.S. PATENT DOCUMENTS

D872,169 S * 1/2020 Yong D16/312
D880,573 S * 4/2020 Liang D16/312
D880,574 S * 4/2020 Liang D16/312
D884,913 S * 5/2020 Peng D24/215
D888,263 S * 6/2020 Du D24/215
2003/0056281 A1* 3/2003 Hasegawa A61F 9/04
2/428
2007/0093685 A1* 4/2007 Bighetty A61F 11/14
600/26
2008/0189838 A1* 8/2008 Mage A61F 9/02
2/436
2013/0067626 A1* 3/2013 Sandor A61F 9/026
2/10
2016/0051439 A1* 2/2016 Brown A61H 21/00
601/46
2017/0014304 A1* 1/2017 Tarumi A61H 39/04
2017/0068119 A1* 3/2017 Antaki H04N 5/2258
2017/0252258 A1* 9/2017 Ma A61H 39/04
2017/0340478 A1* 11/2017 Yang A61H 23/02
2018/0098908 A1* 4/2018 Chien A61H 5/00
2019/0015296 A1* 1/2019 Takehara C01B 3/065
2019/0209419 A1* 7/2019 Tolle A61B 3/005
2019/0282434 A1* 9/2019 Park A61B 3/09
2019/0336377 A1* 11/2019 McCann A61F 9/026
2020/0030150 A1* 1/2020 Oduncu A61F 9/00781
2020/0046549 A1* 2/2020 Paulson A61F 7/02
2020/0142218 A1* 5/2020 McNeal A61F 9/02

* cited by examiner

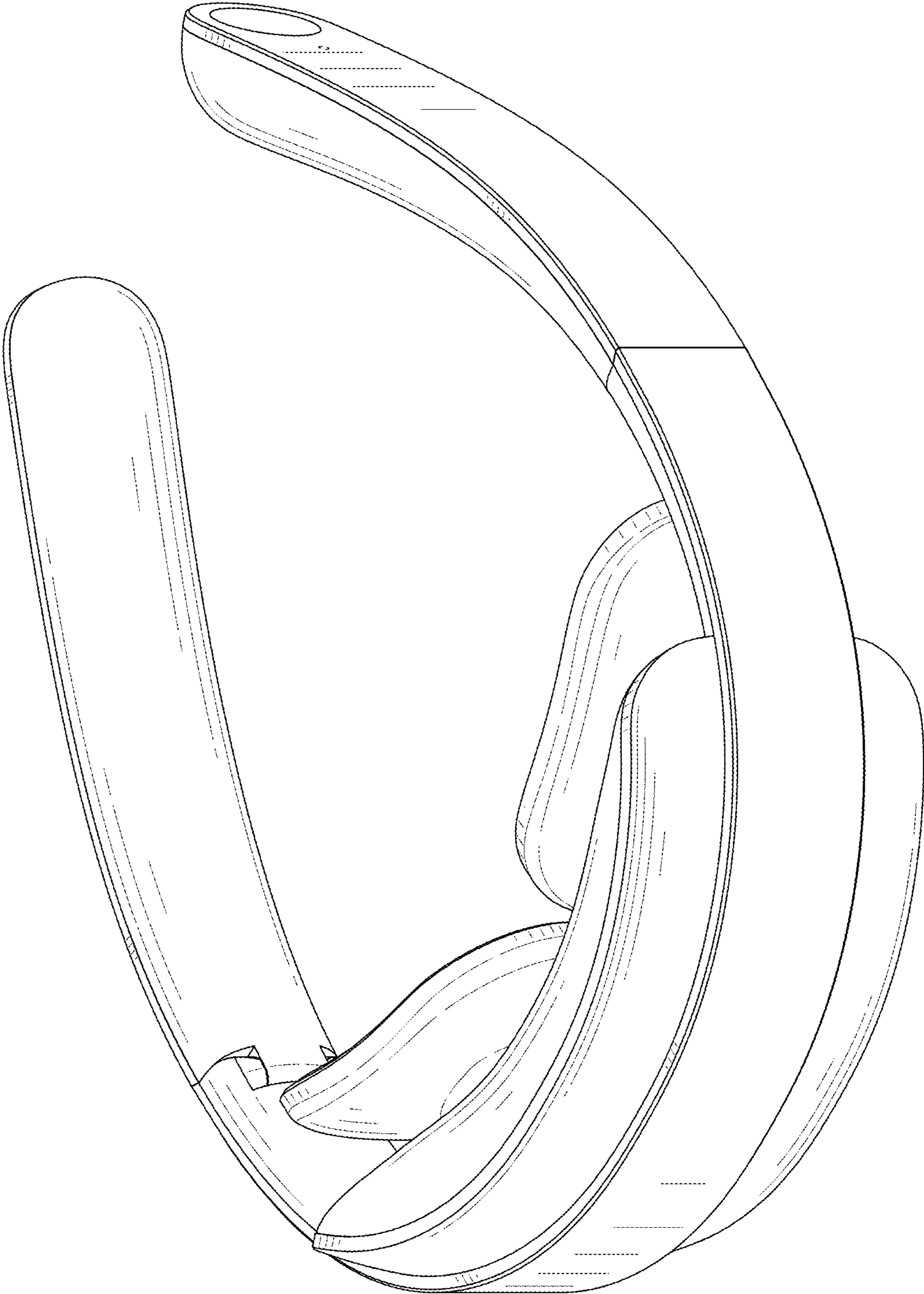


FIG. 1

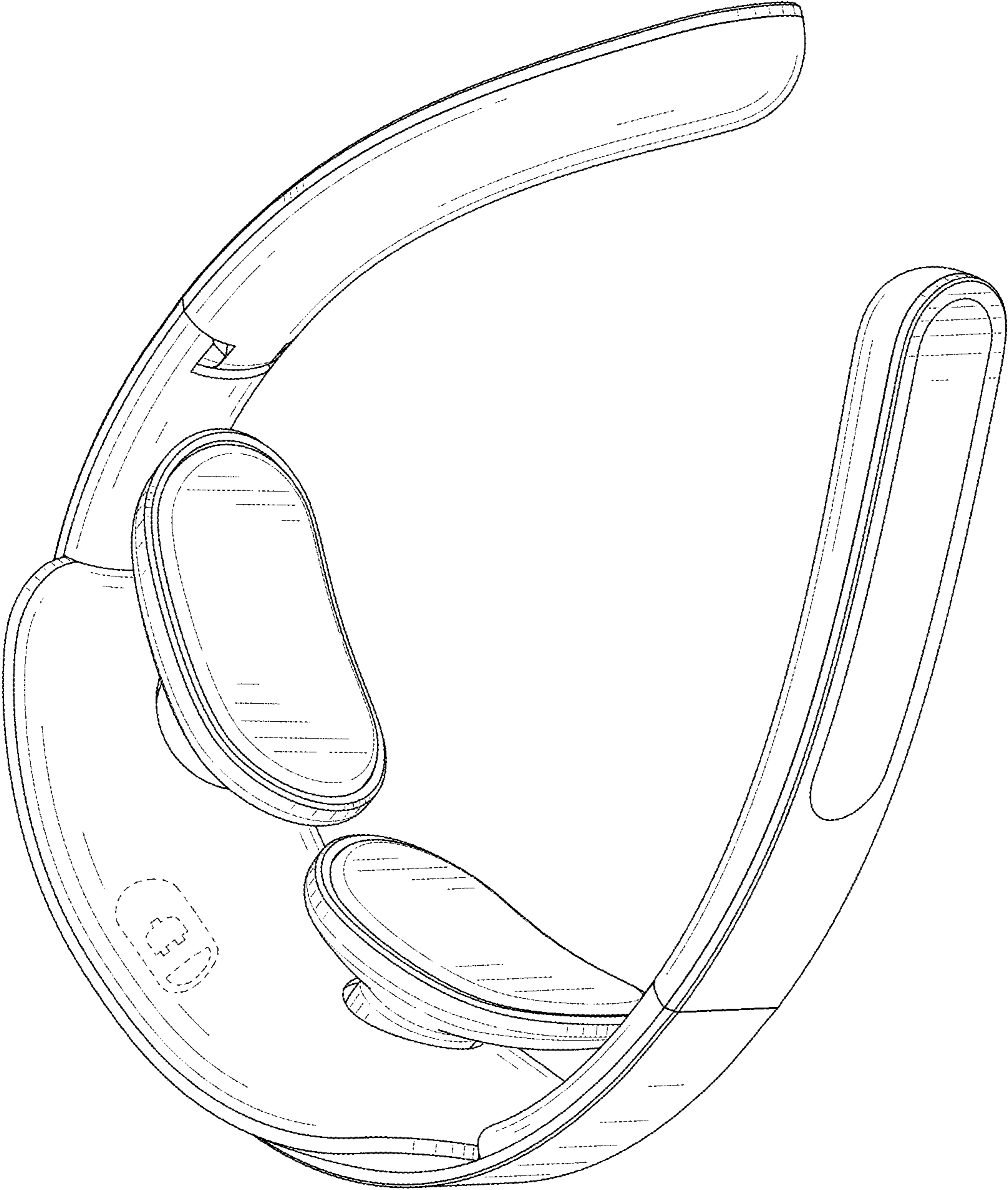


FIG. 2

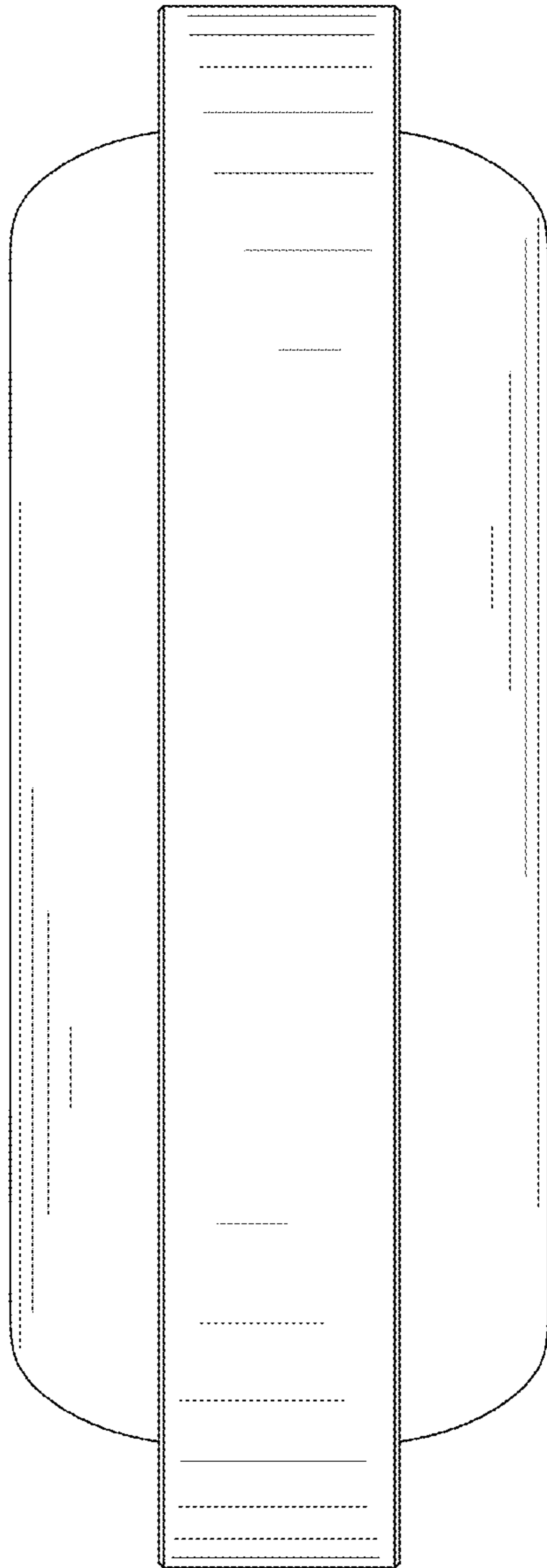


FIG. 3

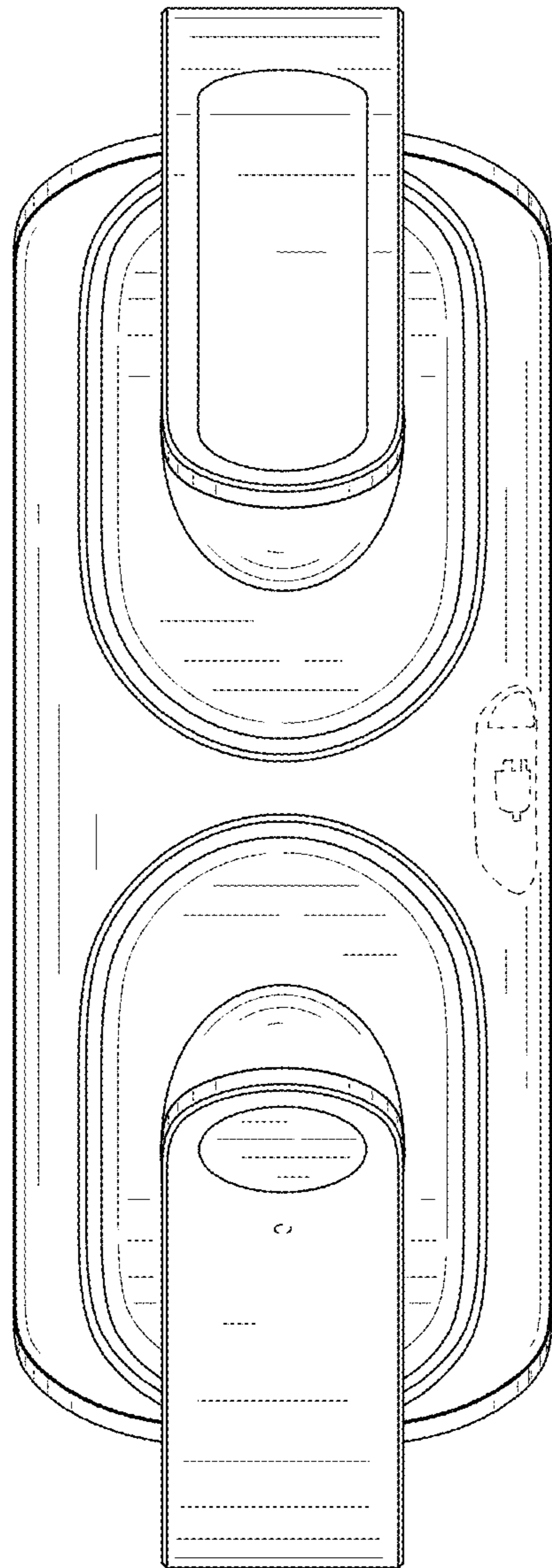


FIG. 4

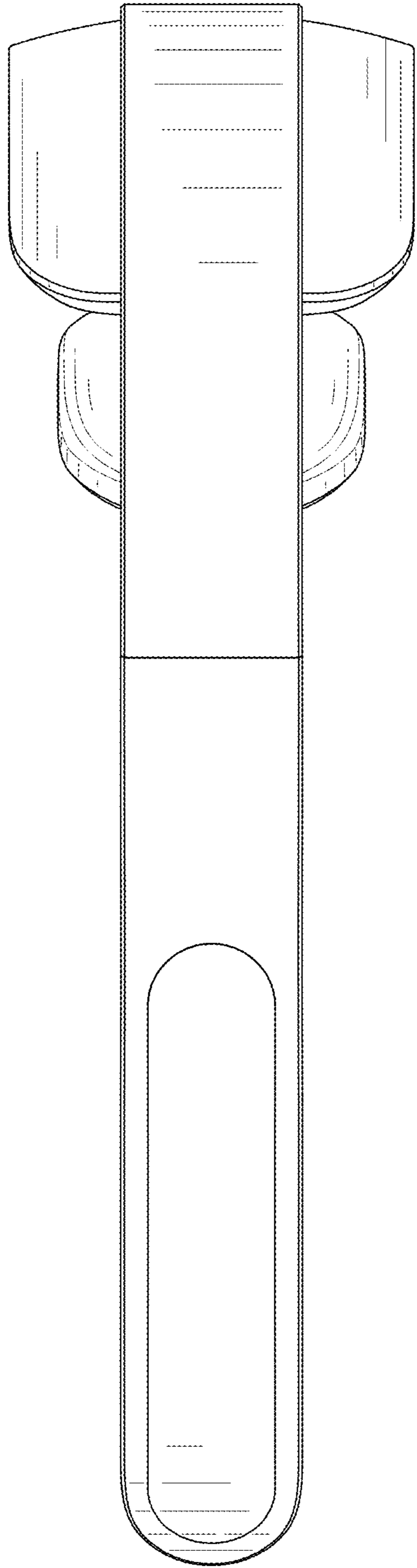


FIG. 5

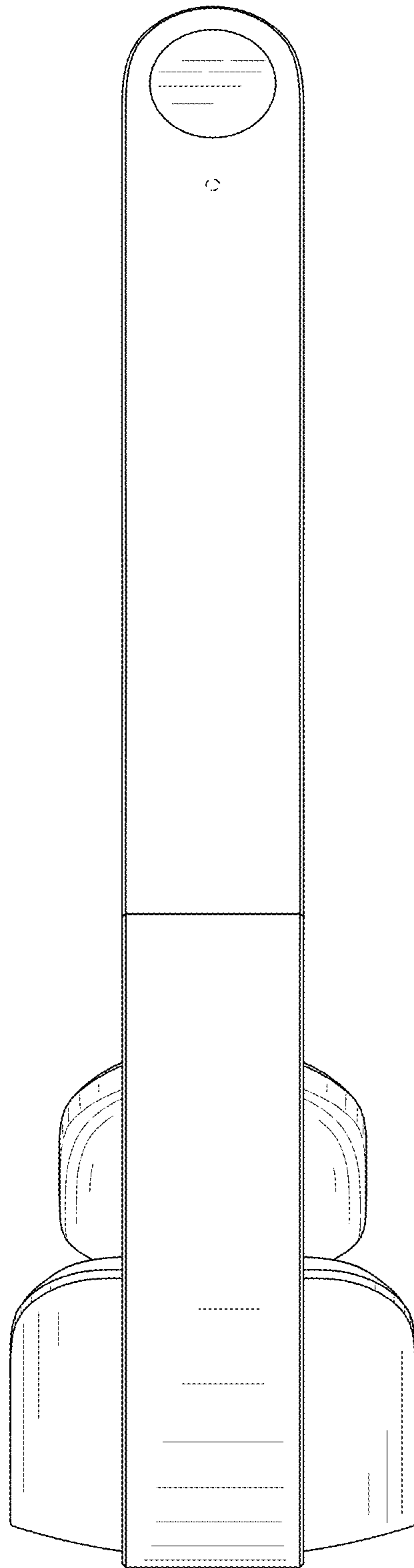


FIG. 6

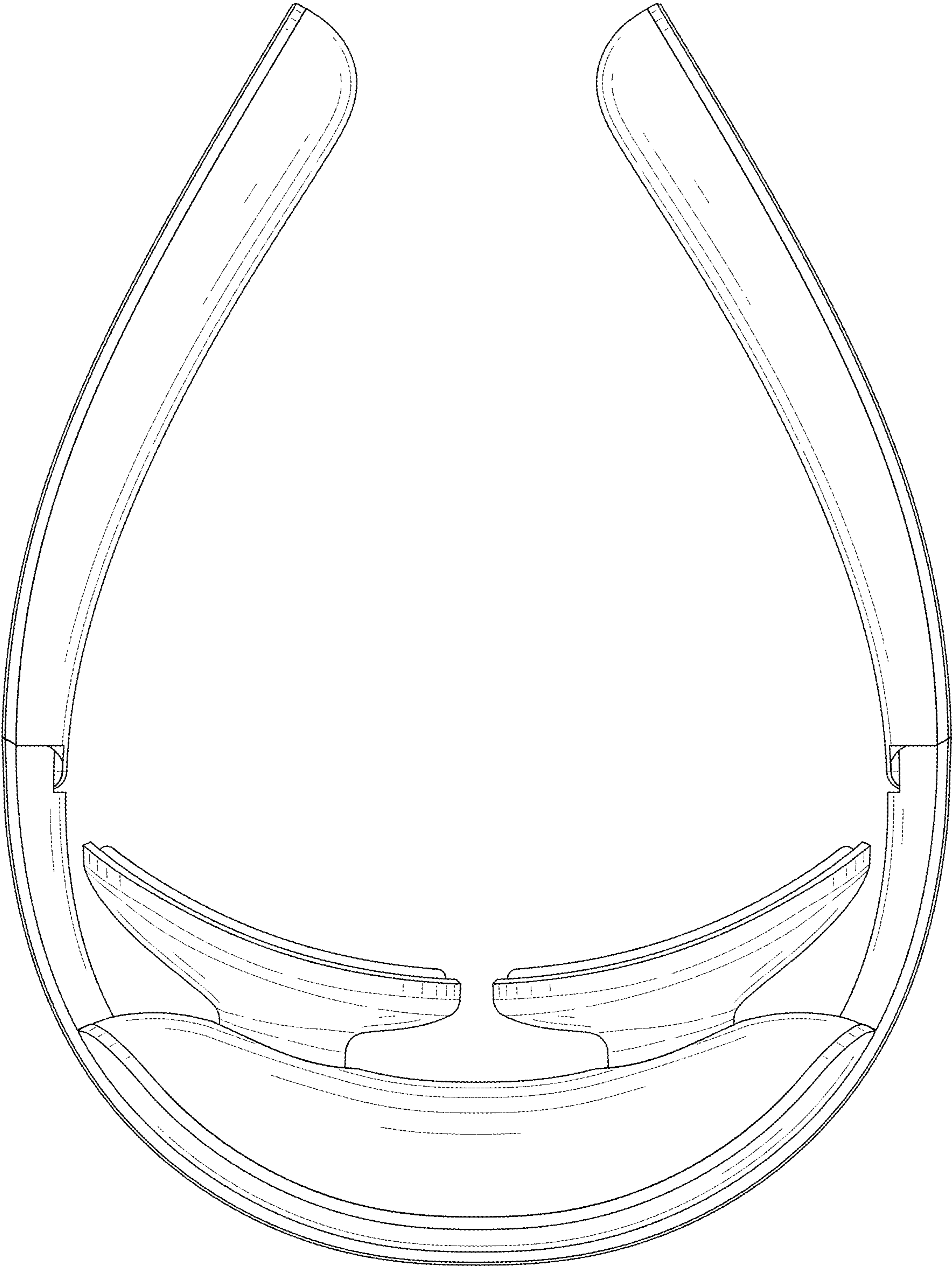


FIG. 7

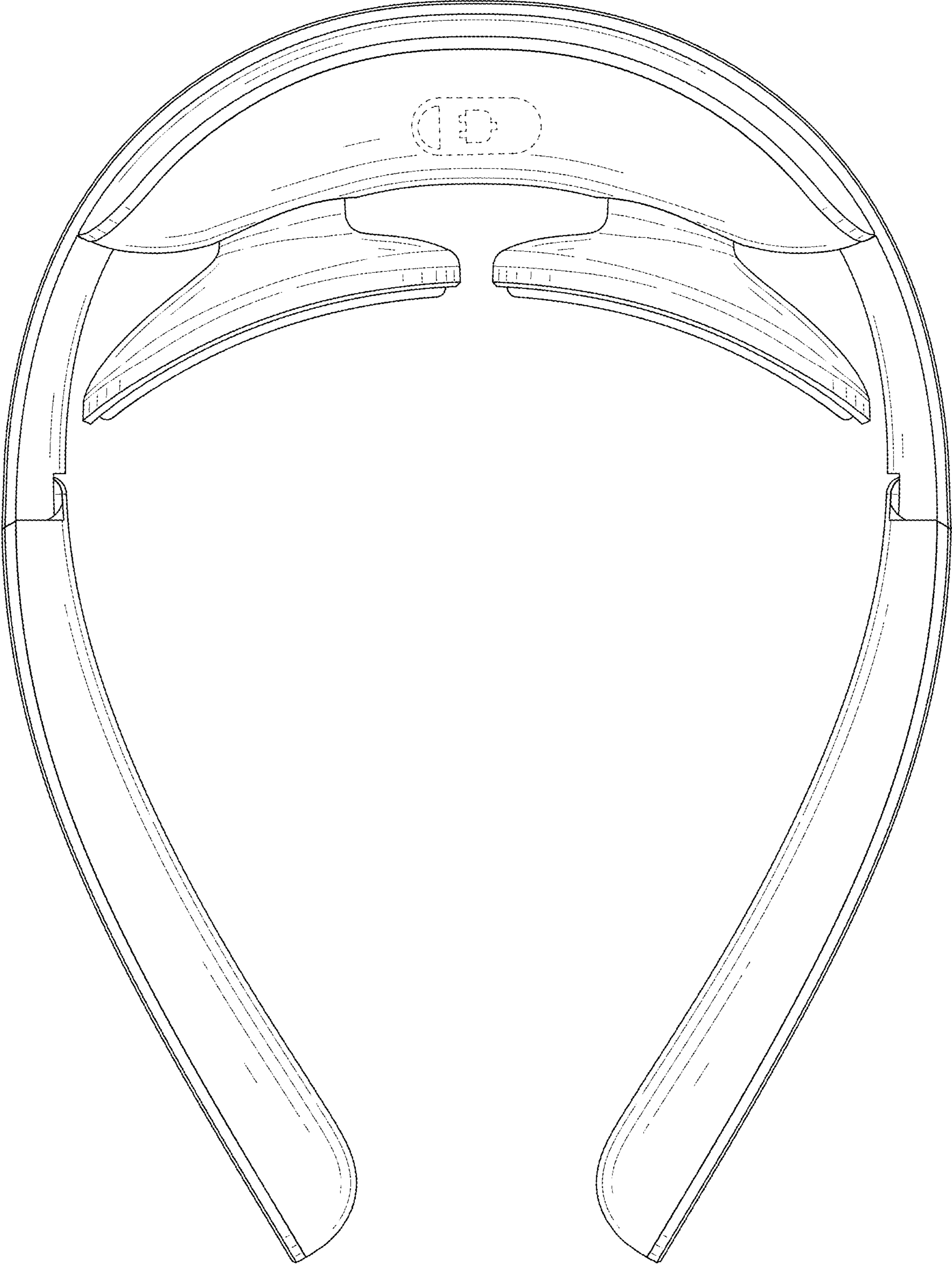


FIG. 8