



US00D903134S

(12) **United States Design Patent** (10) **Patent No.:** **US D903,134 S**
Sedic (45) **Date of Patent:** **** Nov. 24, 2020**

- (54) **SKIN TREATMENT APPARATUS**
- (71) Applicant: **Filip Sedic**, Stockholm (SE)
- (72) Inventor: **Filip Sedic**, Stockholm (SE)
- (**) Term: **15 Years**
- (21) Appl. No.: **29/692,192**
- (22) Filed: **May 23, 2019**
- (51) **LOC (12) Cl.** **28-03**
- (52) **U.S. Cl.**
USPC **D24/209**
- (58) **Field of Classification Search**
USPC D24/107, 186, 200, 209, 210, 231, 133,
D24/214, 215; D28/44, 44.1; D26/37-39
CPC A61N 5/062; A61N 5/0614; A61N 5/0616;
A61N 5/0617; A61N 5/0618; A61N
5/0624; A61N 5/0627; A61N 5/0625;
A61N 2005/0643; A61N 2005/0644;
A61N 2005/0645; A61N 2005/0647;
A61N 2005/0651; A61N 2005/0652;
A61N 2005/0654; A61N 2005/0662;
A61B 2018/00452; A61B 2018/1807
See application file for complete search history.

- (56) **References Cited**
U.S. PATENT DOCUMENTS
D576,284 S * 9/2008 Kennedy D24/209
D579,572 S * 10/2008 Wittenbrock D24/209
D623,308 S * 9/2010 Kramer D24/209

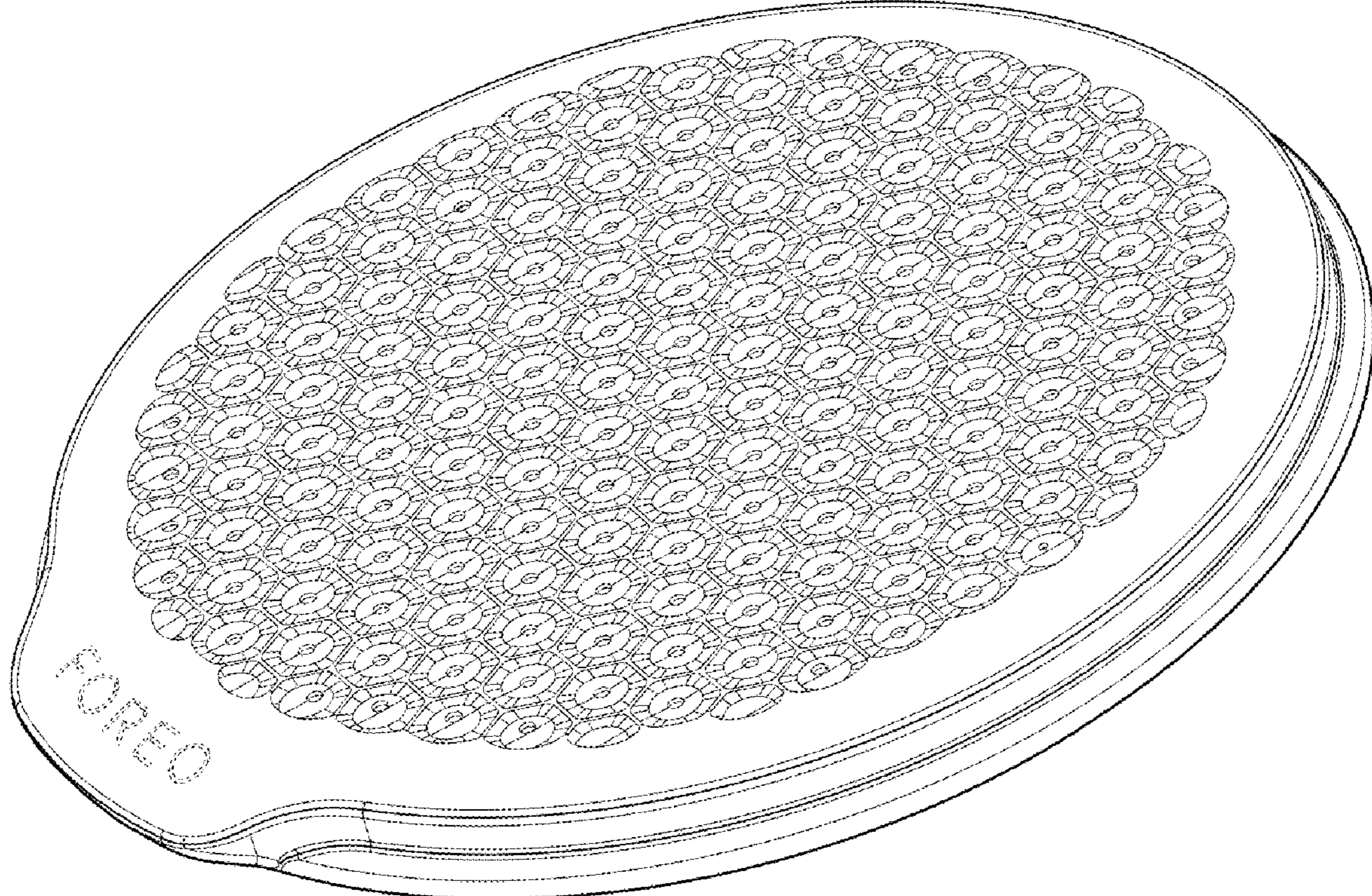
| | | | | |
|-------------------|---------|-----------|-------|-----------------------|
| D660,972 S * | 5/2012 | Diamond | | D24/200 |
| D669,994 S * | 10/2012 | Bembridge | | D24/200 |
| D684,269 S * | 6/2013 | Wang | | D24/209 |
| D778,456 S * | 2/2017 | Knaus | | D24/209 |
| D870,909 S * | 12/2019 | Sedic | | D24/215 |
| D882,268 S * | 4/2020 | Sedic | | D4/100 |
| 2003/0151925 A1 * | 8/2003 | Crunk | | B60Q 1/32 362/545 |
| 2019/0142691 A1 * | 5/2019 | Sedic | | A61N 5/0616 601/18 |

* cited by examiner
Primary Examiner — Anhdao Doan
(74) *Attorney, Agent, or Firm* — Evan Feldstein

(57) **CLAIM**
I claim the ornamental design for a skin treatment apparatus, as shown and described.

DESCRIPTION
FIG. 1 is a perspective view of a skin treatment apparatus. FIG. 2 is a top view of the skin treatment apparatus. FIG. 3 is a bottom view of the skin treatment apparatus. FIG. 4 is a left side view of the skin treatment apparatus. FIG. 5 is a right side view of the skin treatment apparatus. FIG. 6 is a front view of the skin treatment apparatus; and, FIG. 7 is a rear view of the skin treatment apparatus. The broken line showing of the word “FOREO” represents an environment and is for illustrative purposes only, and the broken lines in FIG. 3 depict portions of the skin treatment apparatus that form no part of the claimed design; the broken lines form no part of the claimed design.

1 Claim, 7 Drawing Sheets



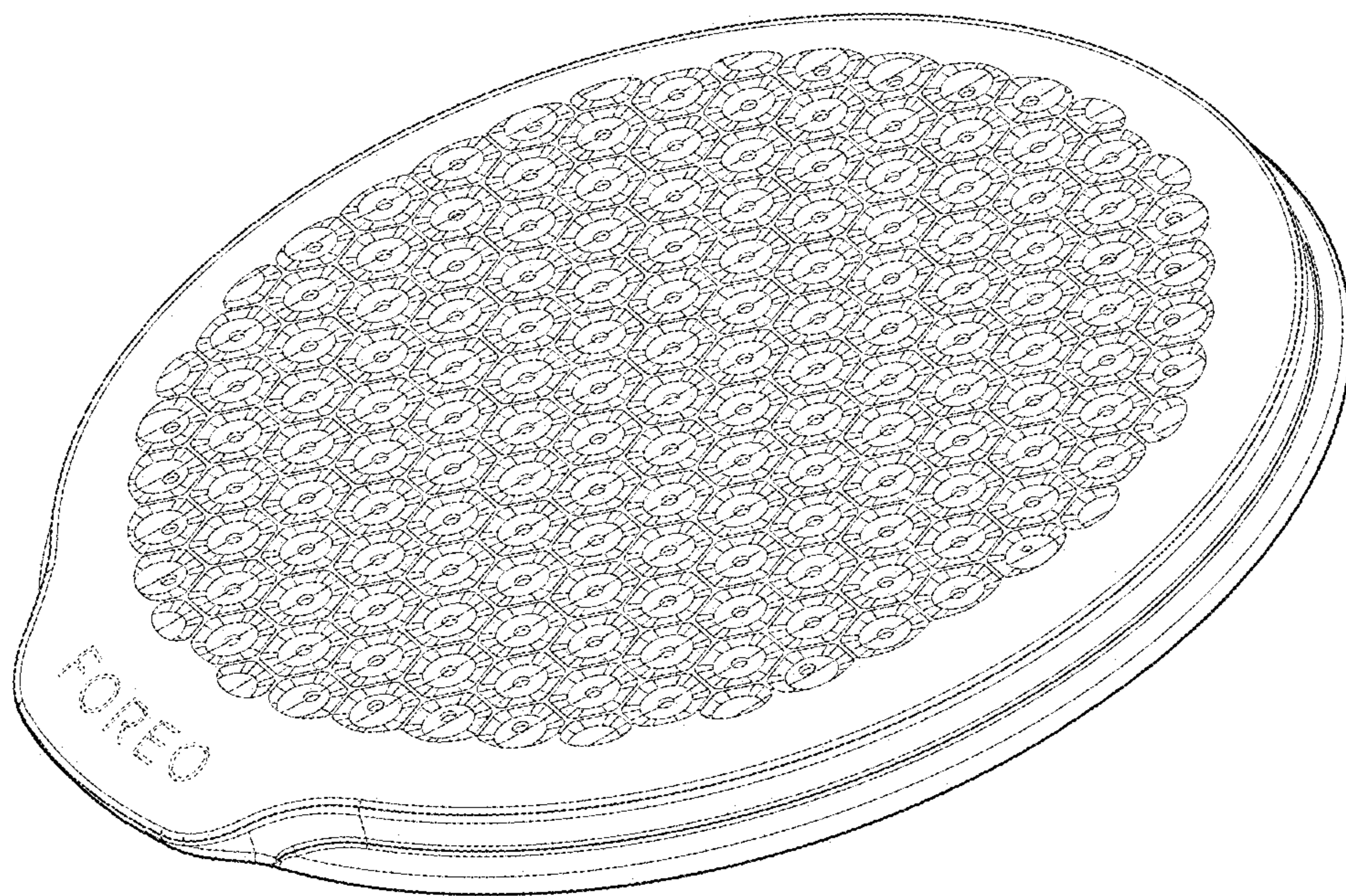


FIG. 1




FIG. 2

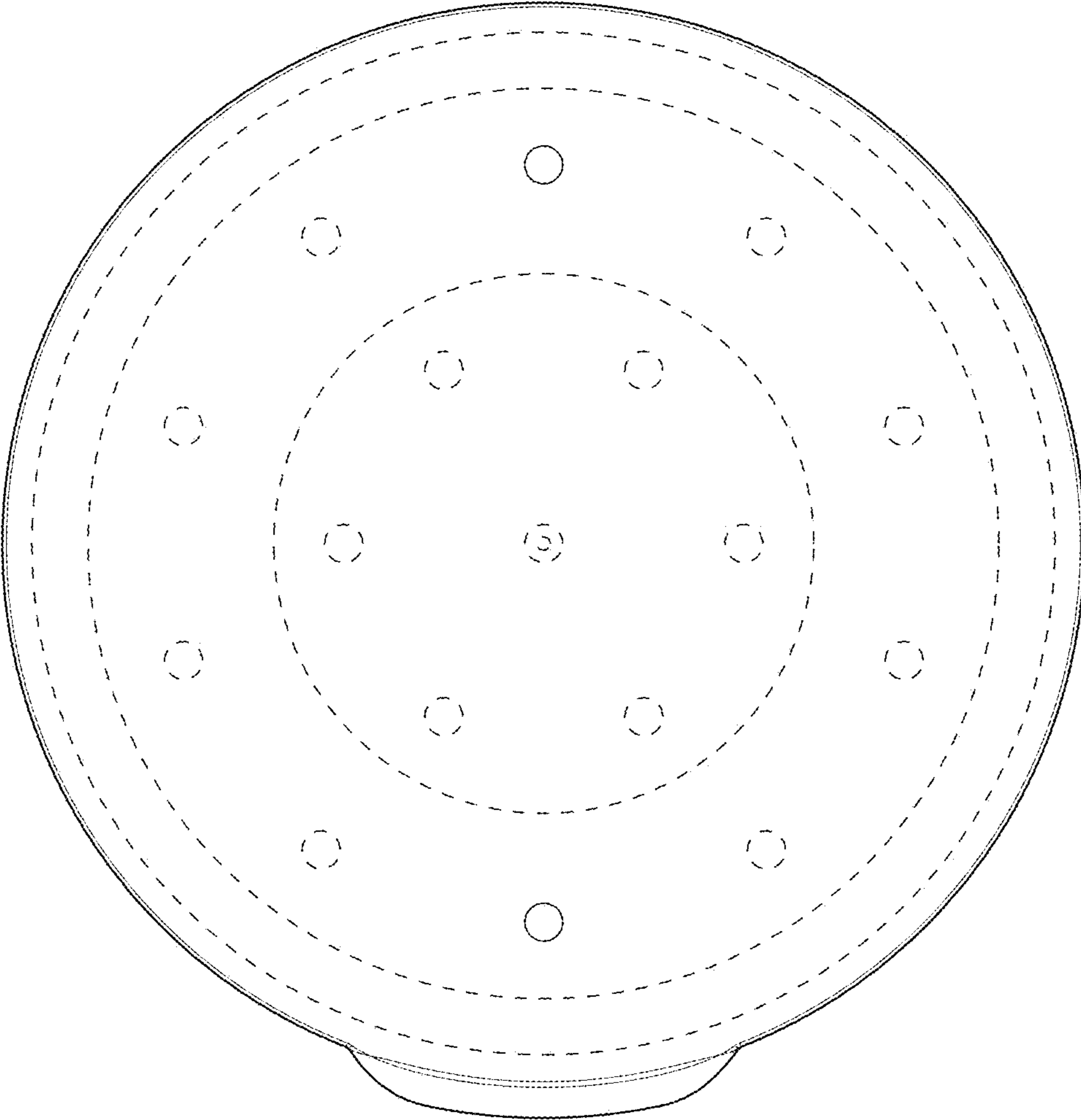


FIG. 3




FIG. 4

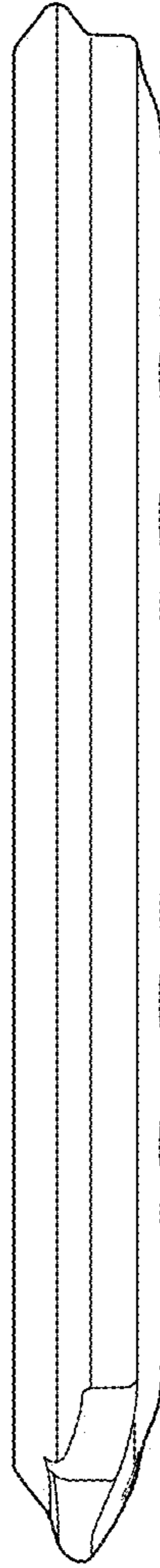


FIG. 5




FIG. 6



FIG. 7