



US00D903090S

(12) **United States Design Patent** (10) **Patent No.:** **US D903,090 S**
Colston et al. (45) **Date of Patent:** **** Nov. 24, 2020**

(54) **SOLID FUEL GRILL FIREPOT**
(71) Applicant: **TRAEGER PELLET GRILLS, LLC**,
Salt Lake City, UT (US)
(72) Inventors: **Michael Colston**, Salt Lake City, UT
(US); **Daniel Altenritter**, Riverton, UT
(US)
(73) Assignee: **RAEGER PELLET GRILLS, LLC**,
Salt Lake City, UT (US)

D545,957 S * 7/2007 Stumpf D23/415
D632,129 S * 2/2011 Chen D7/354
D687,471 S * 8/2013 Fu D15/126

(Continued)

Primary Examiner — Karen S Acker
Assistant Examiner — Steven B Reinholdt, Jr.
(74) *Attorney, Agent, or Firm* — TraskBritt

(**) Term: **15 Years**

(57) **CLAIM**

The ornamental design for a solid fuel grill firepot, as shown and described.

(21) Appl. No.: **29/660,526**

DESCRIPTION

(22) Filed: **Aug. 21, 2018**

(51) **LOC (12) Cl.** **23-03**

(52) **U.S. Cl.**
USPC **D23/407**

(58) **Field of Classification Search**
USPC D7/332, 334, 337, 338, 339, 348;
D23/327, 354, 385, 386, 387, 388, 389,
D23/392, 393, 397, 403, 407, 415;
D6/703; D8/400; D25/48.3
CPC A47J 37/0763; A47J 37/0768
See application file for complete search history.

FIG. 1 is a top, front, right perspective view of our new design for a solid fuel grill firepot;
FIG. 2 is a top, rear, left perspective view thereof;
FIG. 3 is a top plan view thereof;
FIG. 4 is a bottom plan view thereof;
FIG. 5 is a rear elevation view thereof;
FIG. 6 is a front elevation view thereof;
FIG. 7 is a cross-sectional view taken in the direction of line 7-7 of FIG. 6;
FIG. 8 is a left elevation view of the solid fuel grill firepot shown in FIG. 1;
FIG. 9 is a cross-sectional view taken in the direction of line 9-9 of FIG. 8;
FIG. 10 is a right elevation view of the solid fuel grill firepot shown in FIG. 1; and,
FIG. 11 is a cross-sectional view taken in the direction of line 11-11 of FIG. 10.

(56) **References Cited**

U.S. PATENT DOCUMENTS

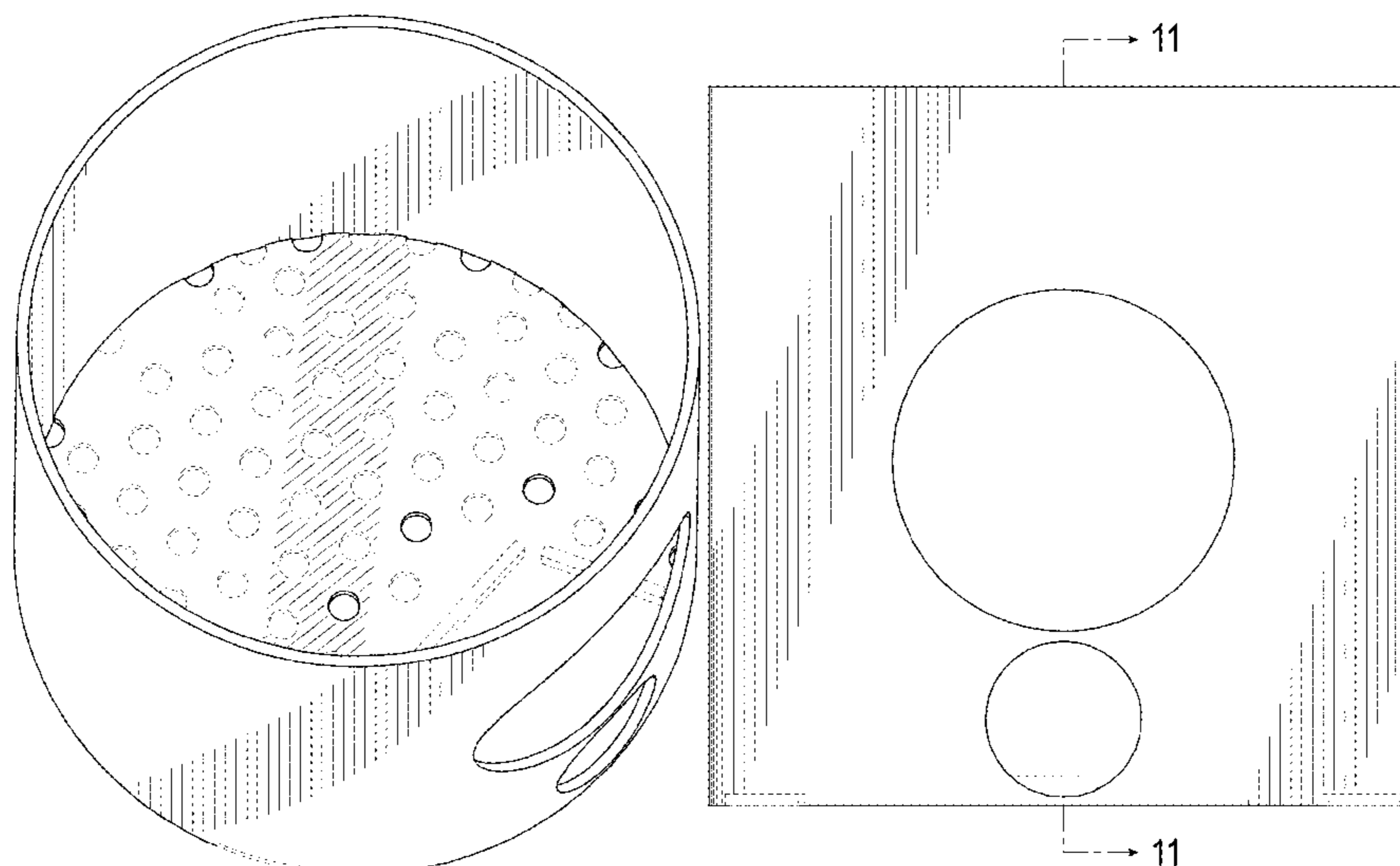
D209,256 S * 11/1967 Richardson, Jr. D23/415
4,677,905 A * 7/1987 Johnson A47J 27/04
126/369
D296,287 S * 6/1988 Mueller D7/356
4,913,126 A * 4/1990 McCall A01K 97/01
126/204
D397,275 S * 8/1998 DuBay, Sr. D7/667
D449,873 S * 10/2001 Bronson D23/261
6,443,053 B1 * 9/2002 Rossi A47J 27/05
126/20
D486,891 S * 2/2004 Cronce, Jr. D23/260
D505,589 S * 5/2005 Hoff D7/354

The dot-dash-dot broken lines in FIGS. 6,8, and 10 denote the cross-sectional cut that forms no part of the claimed design.

The evenly spaced dash lines and the areas within them depict portions of the solid fuel grill firepot that form no part of the claimed design.

The dot-dot-dash broken lines in FIG. 4 denote a boundary of the claimed design and form no part of the claimed design.

1 Claim, 6 Drawing Sheets



(56)

References Cited

U.S. PATENT DOCUMENTS

D689,325	S *	9/2013	Ortegon	D7/354
D689,326	S *	9/2013	Ortegon	D7/354
D707,328	S *	6/2014	Schoenherr	D23/213
D726,367	S *	4/2015	Dukat	D27/167
9,676,539	B2 *	6/2017	Sloat	A23L 5/13
D821,140	S *	6/2018	Mirchandani	D7/409
D850,200	S *	6/2019	Jiang	D7/409
D858,192	S *	9/2019	Lo	D7/409
D865,445	S *	11/2019	Lin	D7/409
D870,371	S *	12/2019	Storz	D27/167
D877,556	S *	3/2020	Saad	D7/359
2008/0035139	A1 *	2/2008	Marin	A47J 27/022 126/390.1
2011/0250325	A1 *	10/2011	Lion	A47J 36/027 426/242
2014/0007860	A1 *	1/2014	Lu	F24C 1/16 126/19 M
2015/0040775	A1 *	2/2015	Shieh	A47J 27/04 99/403

* cited by examiner

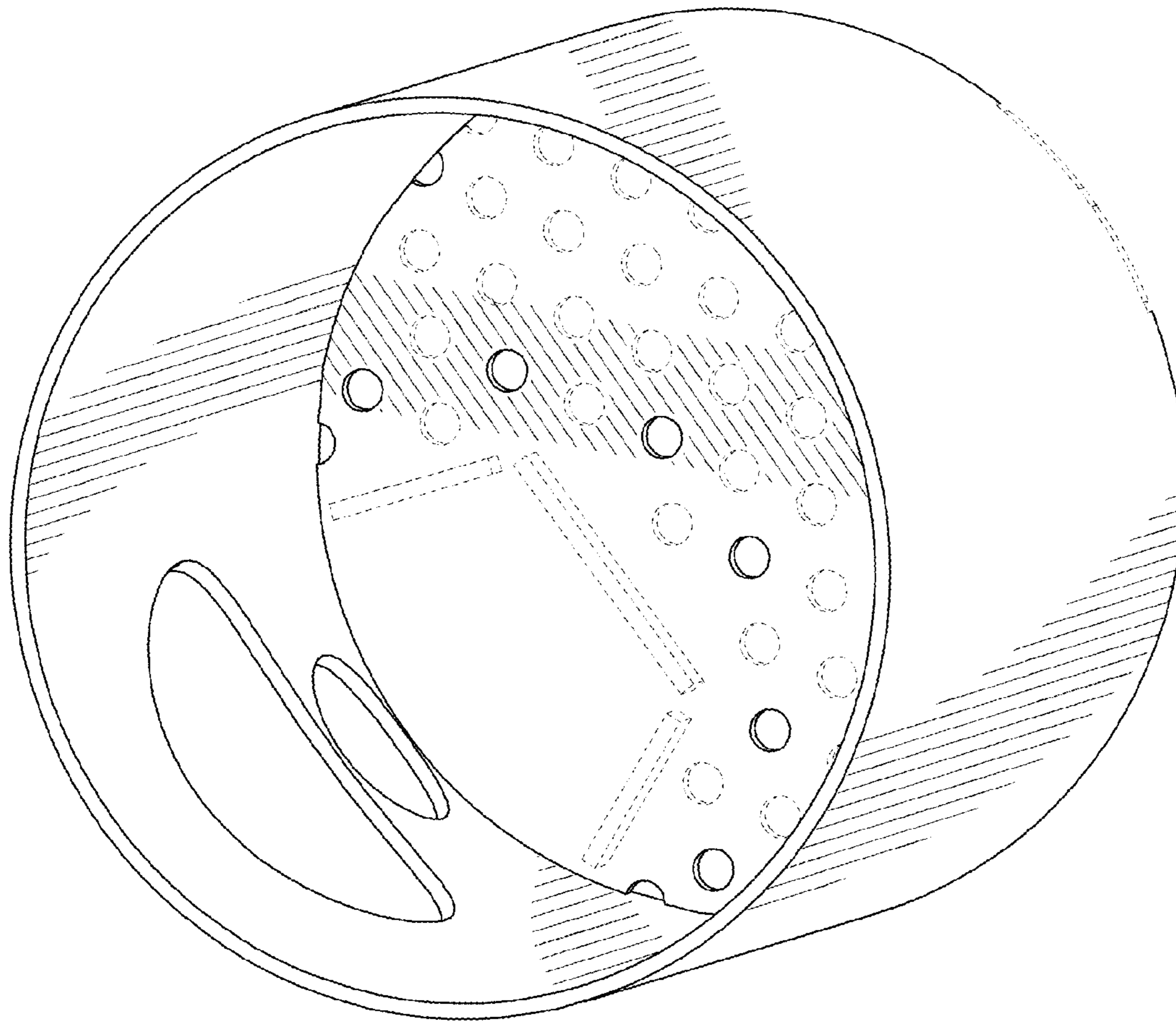


FIG. 2

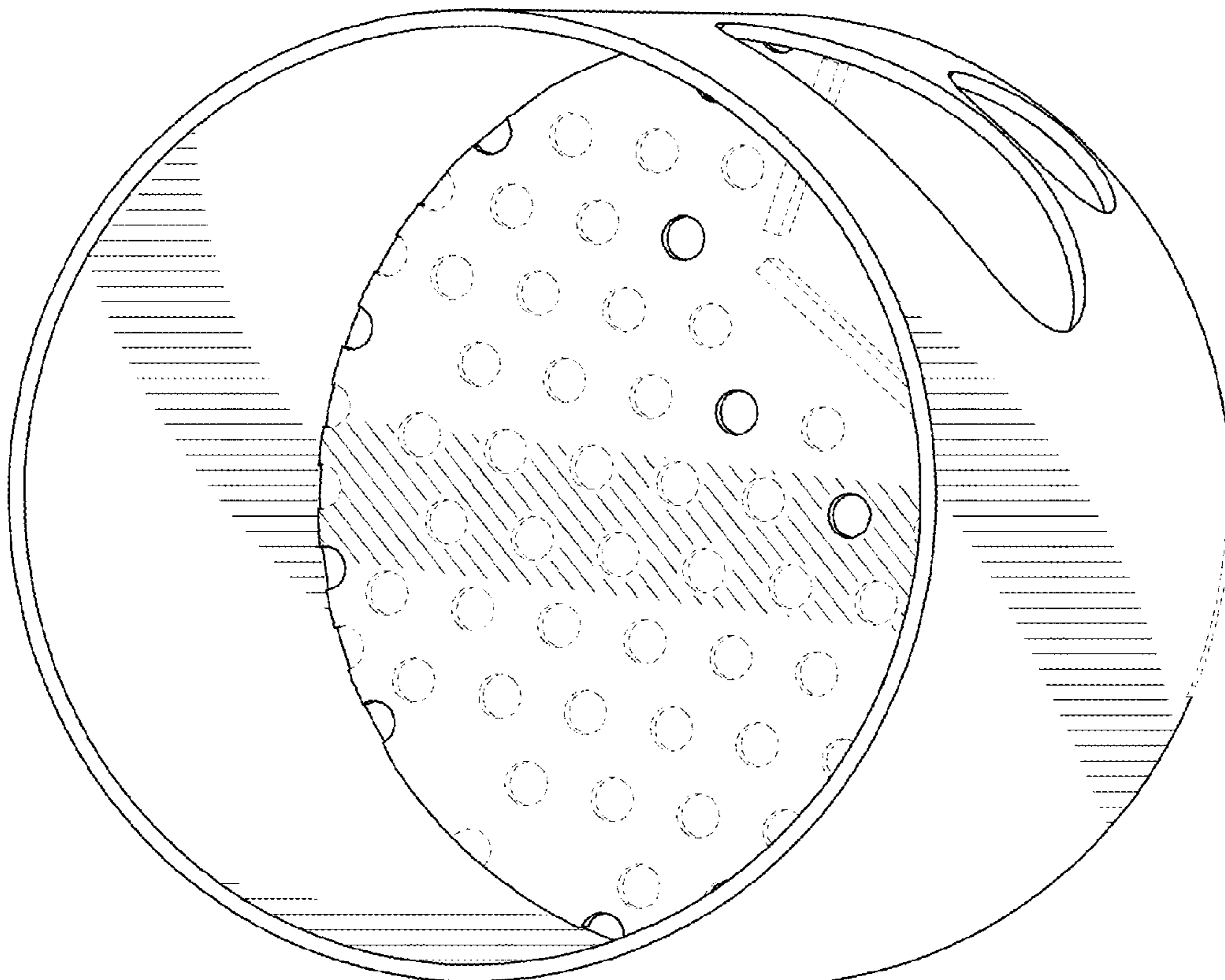


FIG. 1

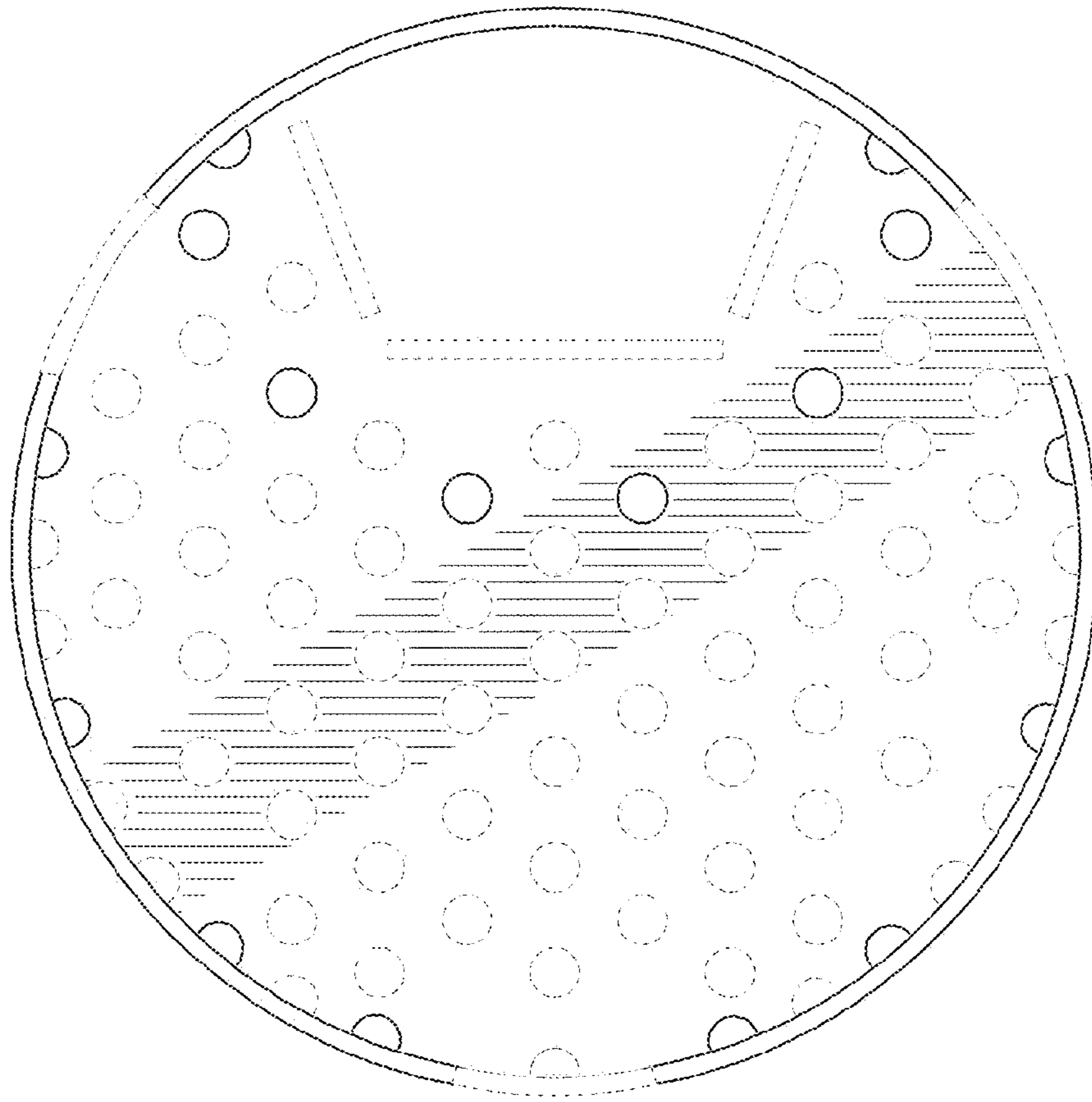


FIG. 4

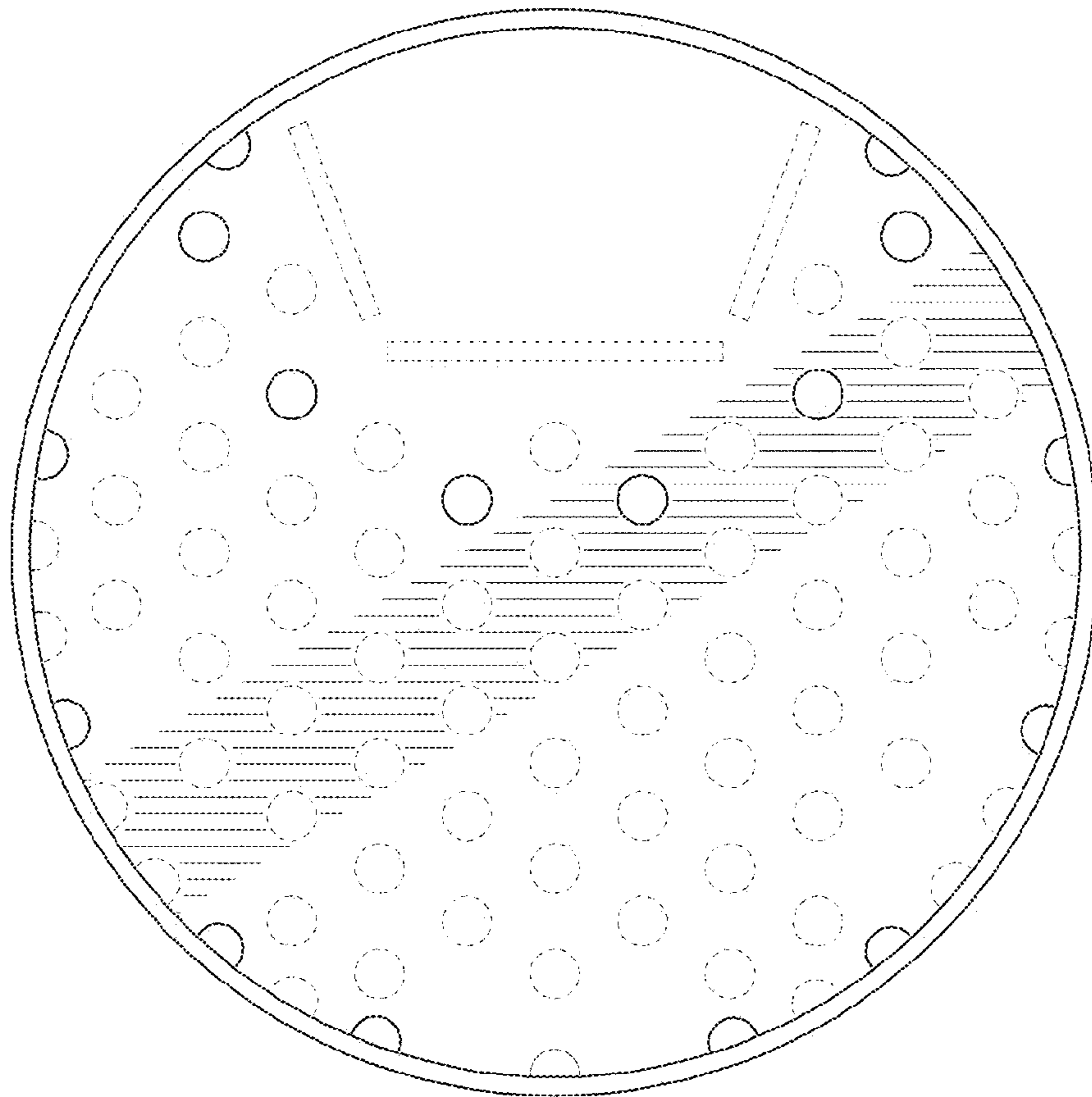


FIG. 3

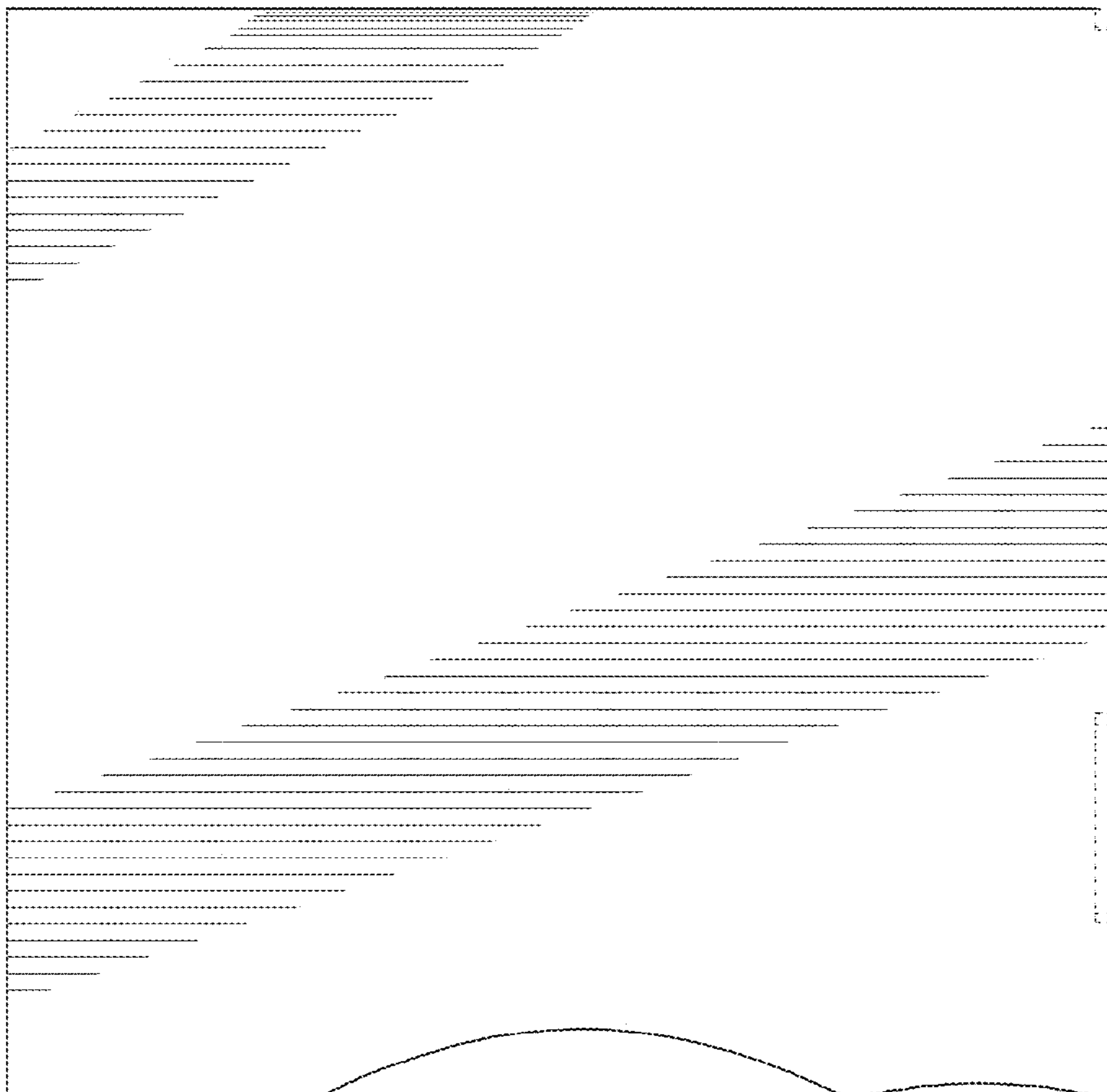



FIG. 5

FIG. 6

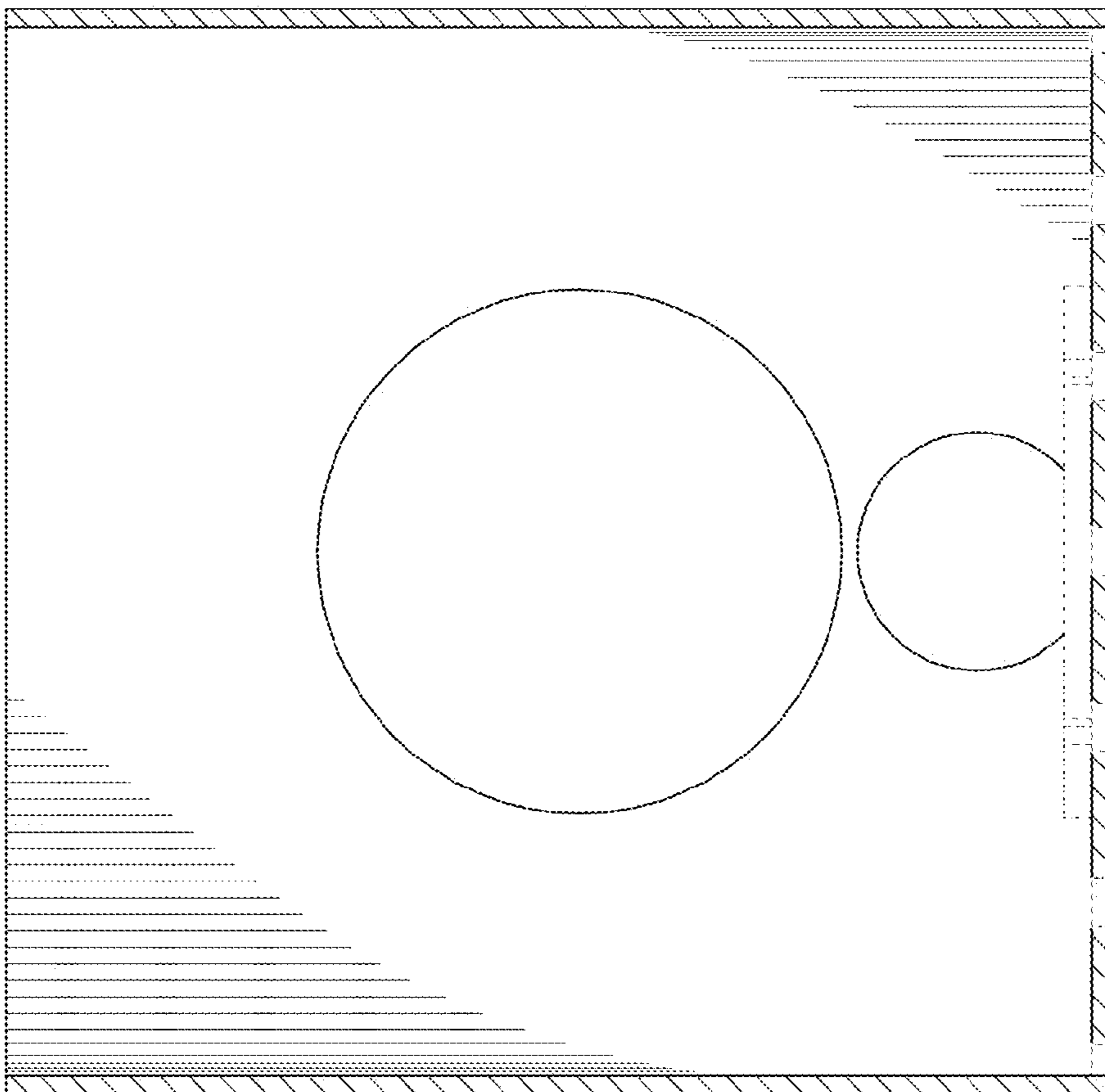



FIG. 8

FIG. 7

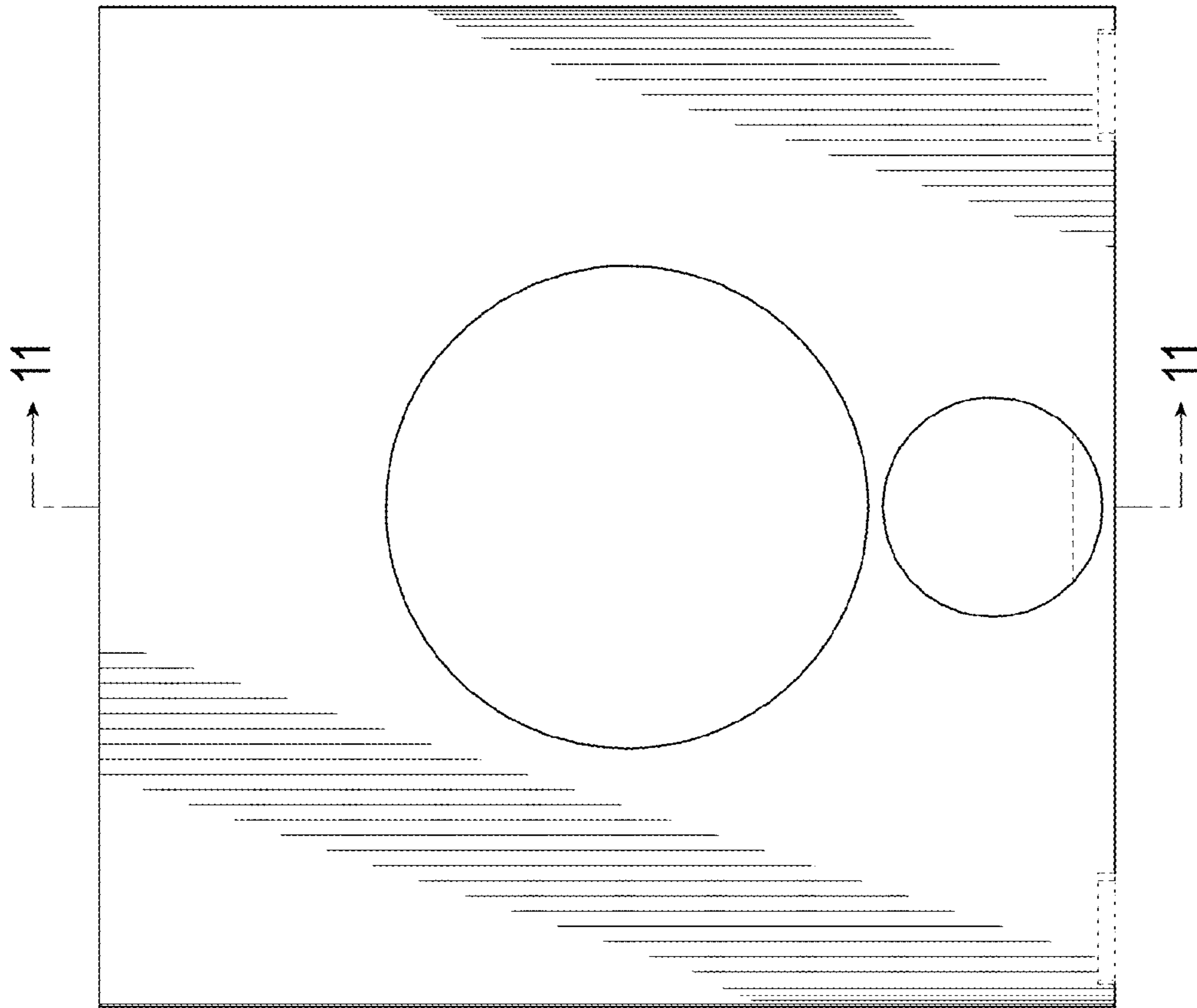


FIG. 10

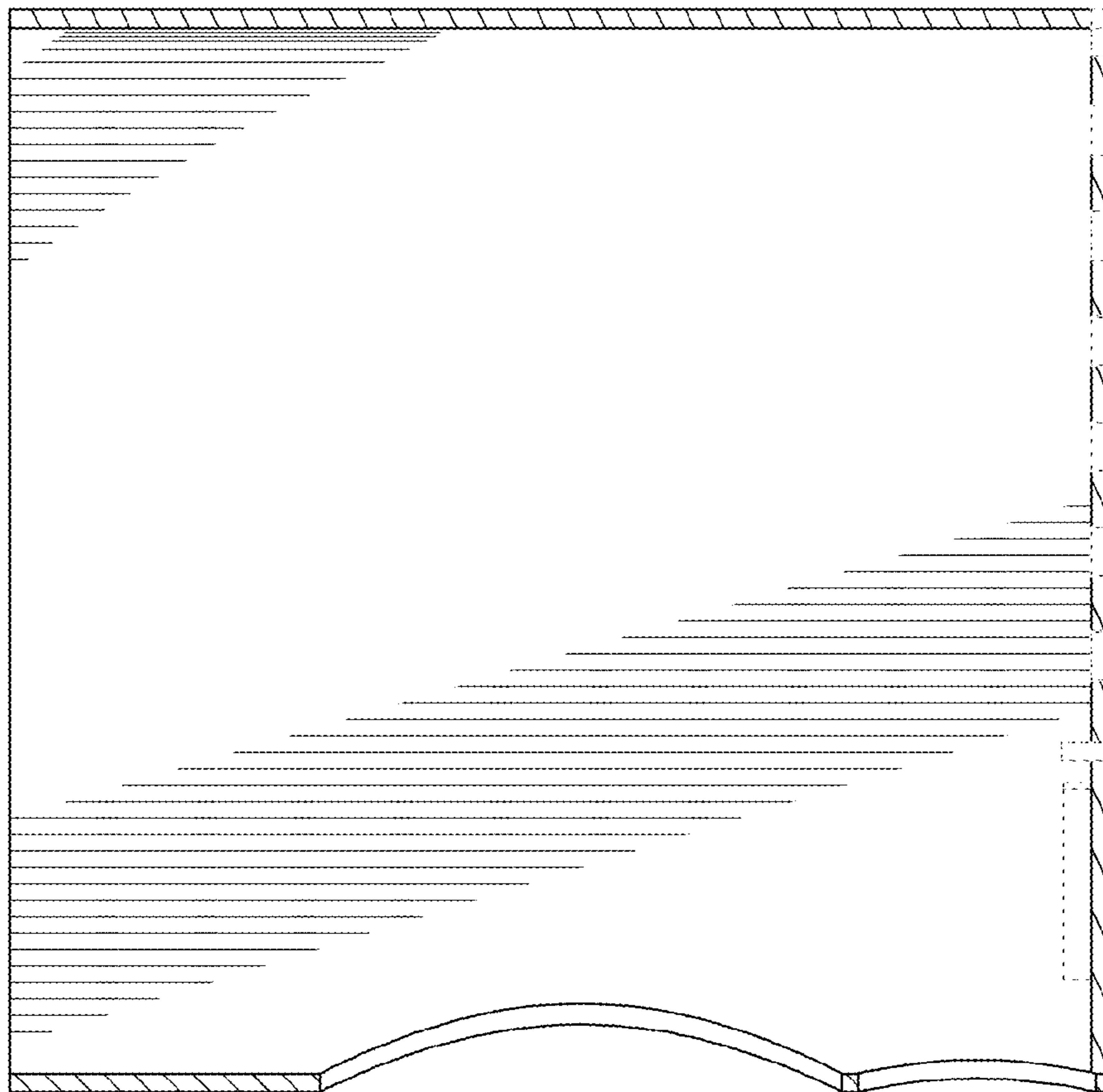


FIG. 9

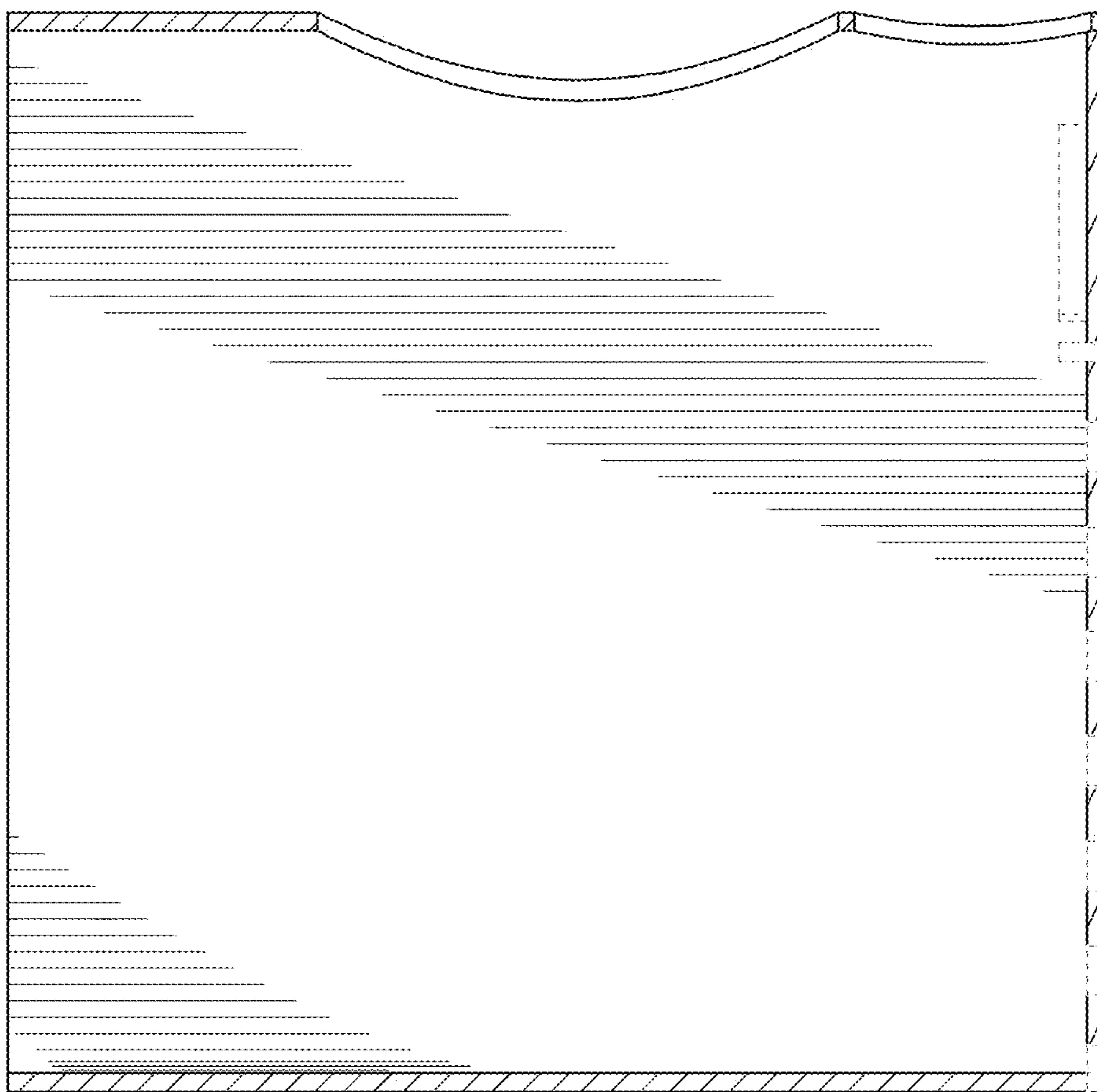


FIG. 11