



US00D903081S

(12) **United States Design Patent** (10) **Patent No.:** **US D903,081 S**
Morton et al. (45) **Date of Patent:** **** Nov. 24, 2020**

- (54) **FRAGRANCE VESSEL**
- (71) Applicant: **The Yankee Candle Company, Inc.**,
So. Deerfield, MA (US)
- (72) Inventors: **Timothy James Morton**, Kalamazoo,
MI (US); **Cornelia Marian**,
Bridgewater, NJ (US)
- (73) Assignee: **The Yankee Candle Company, Inc.**,
South Deerfield, MA (US)
- (**) Term: **15 Years**
- (21) Appl. No.: **29/642,118**
- (22) Filed: **Mar. 27, 2018**
- (51) **LOC (12) Cl.** **23-04**
- (52) **U.S. Cl.**
USPC **D23/366**
- (58) **Field of Classification Search**
USPC D23/355-369; D28/5, 6; 261/DIG. 17,
261/DIG. 65, DIG. 88, DIG. 89; 392/386,
392/390, 394, 395; 239/34, 44, 53, 55,
239/56, 326; D26/5-7, 9-11, 14, 17, 98;
D11/131.1; D7/509, 522, 524, 537
CPC A61L 9/12; A61L 9/04; A61L 9/03; A61L
2209/12; A61L 9/122; A45D 34/02
See application file for complete search history.

D691,253 S *	10/2013	Chen	D23/366
D696,763 S *	12/2013	Li	D23/366
D704,319 S *	5/2014	Cai	D23/333
D713,517 S *	9/2014	Dodge	D23/366
D728,768 S *	5/2015	Matias	D23/366
D729,370 S *	5/2015	Chou	D23/366
D733,859 S *	7/2015	Hsiao	D23/366
D760,885 S *	7/2016	Lin	D23/366
D764,650 S *	8/2016	Sanders	D23/366
D800,886 S *	10/2017	Lin	D23/366
D816,200 S *	4/2018	Hu	D23/356
D818,569 S *	5/2018	Farone	D23/356
D820,965 S *	6/2018	Li	D23/366
D822,904 S *	7/2018	Palmer	D28/73
D828,527 S *	9/2018	Xu	D23/356

(Continued)

Primary Examiner — Nathan M Johnston
(74) *Attorney, Agent, or Firm* — Husch Blackwell LLP

(57) **CLAIM**


The ornamental design for a fragrance vessel, as shown and described.

DESCRIPTION

FIG. 1 is a perspective view of a fragrance vessel showing the new design;
 FIG. 2 is a left side view of the fragrance vessel of FIG. 1;
 FIG. 3 is a right side view of the fragrance vessel shown in FIG. 1;
 FIG. 4 is a front view of the fragrance vessel shown in FIG. 1;
 FIG. 5 is a rear view of the fragrance vessel shown in FIG. 1;
 FIG. 6 is a top view of the fragrance vessel shown in FIG. 1; and,
 FIG. 7 is a bottom view of the fragrance vessel shown in FIG. 1.
 The broken lines show portions of the design that form no part of the claimed design.

1 Claim, 7 Drawing Sheets

- (56) **References Cited**
U.S. PATENT DOCUMENTS
- D179,194 S * 11/1956 Flury D23/362
- D226,766 S * 4/1973 Stoy D23/369
- D262,821 S * 1/1982 Poore D23/369
- D283,638 S * 4/1986 de Bascher D23/369
- D318,912 S * 8/1991 von Philipp D23/366
- D597,646 S * 8/2009 Chapman D23/366
- D617,439 S * 6/2010 Valentino D23/367
- D627,650 S * 11/2010 Yeung D28/9
- D663,817 S * 7/2012 Browder D23/366



(56)

References Cited

U.S. PATENT DOCUMENTS

2012/0093491 A1* 4/2012 Browder A61L 9/015
392/390
2015/0130089 A1* 5/2015 Westphal A61L 9/122
261/30

* cited by examiner




FIG. 1




FIG. 2




FIG. 3




FIG. 4




FIG. 5




FIG. 6

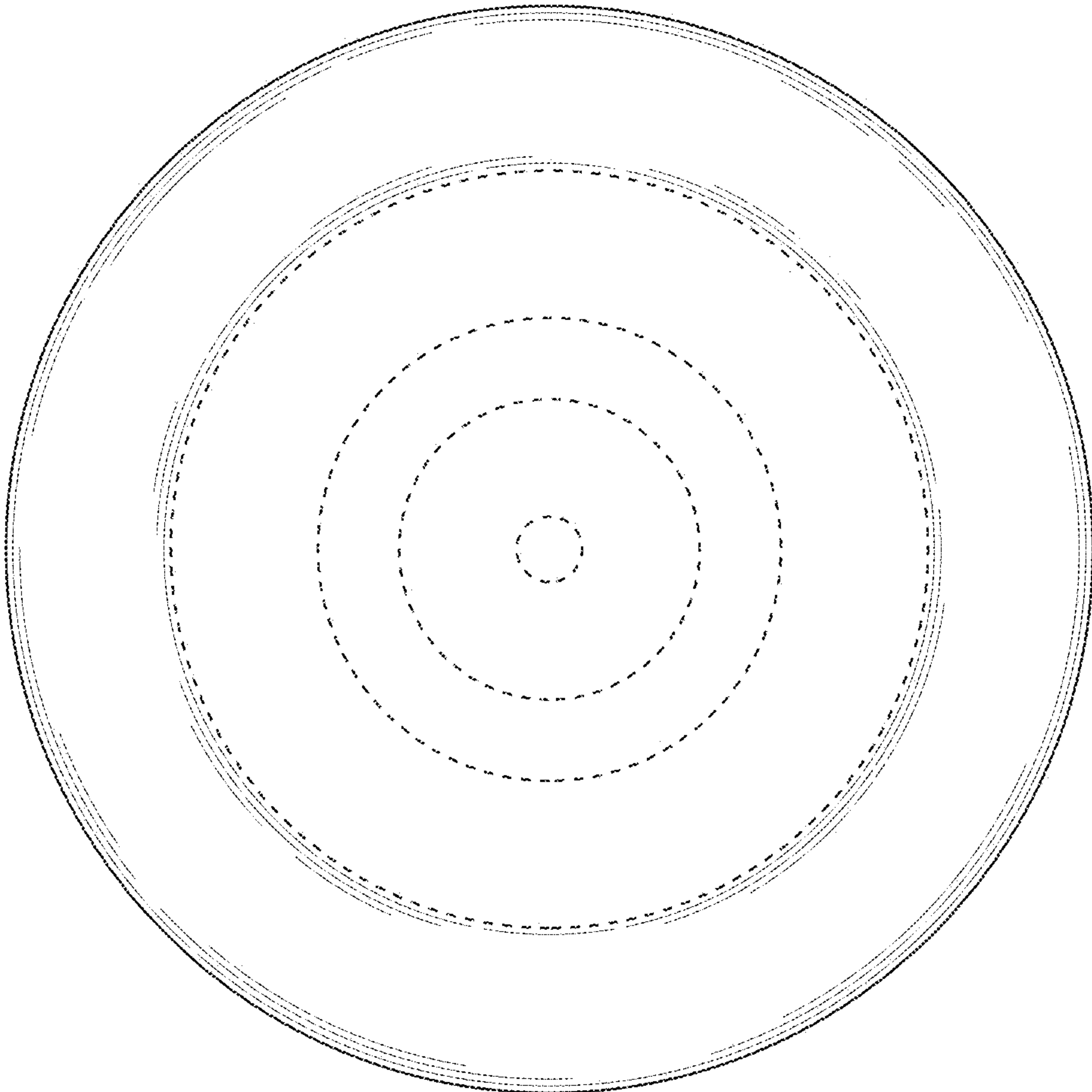


FIG. 7