



US00D903080S

(12) **United States Design Patent**
Morton et al.

(10) **Patent No.:** **US D903,080 S**

(45) **Date of Patent:** **** Nov. 24, 2020**

(54) **FRAGRANCE VESSEL**

(71) Applicant: **The Yankee Candle Company, Inc.**,
So. Deerfield, MA (US)

(72) Inventors: **Timothy James Morton**, Kalamazoo,
MI (US); **Cornelia Marian**,
Bridgewater, NJ (US)

(73) Assignee: **The Yankee Candle Company, Inc.**,
South Deerfield, MA (US)

(**) Term: **15 Years**

(21) Appl. No.: **29/642,115**

(22) Filed: **Mar. 27, 2018**

(51) **LOC (12) Cl.** **23-04**

(52) **U.S. Cl.**

USPC **D23/366**

(58) **Field of Classification Search**

USPC D23/355–369; D28/5, 6; 261/DIG. 17,
261/DIG. 65, DIG. 88, DIG. 89; 392/386,
392/390, 394, 395; 239/34, 44, 53, 55,
239/56, 326; D26/5–7, 9–11, 14, 17, 98;
D11/131.1; D7/509, 522, 524, 537

CPC A61L 9/12; A61L 9/04; A61L 9/03; A61L
2209/12; A61L 9/122; A45D 34/02

See application file for complete search history.

(56) **References Cited**

U.S. PATENT DOCUMENTS

D179,194 S *	11/1956	Flury	D23/362
D226,766 S *	4/1973	Stoy	D23/369
D262,821 S *	1/1982	Poore	D23/369
D283,638 S *	4/1986	de Bascher	D23/369
D318,912 S *	8/1991	von Philipp	D23/366
D597,646 S *	8/2009	Chapman	D23/366
D617,439 S *	6/2010	Valentino	D23/367
D627,650 S *	11/2010	Yeung	D28/9
D663,817 S *	7/2012	Browder	D23/366

D691,253 S *	10/2013	Chen	D23/366
D696,763 S *	12/2013	Li	D23/366
D704,319 S *	5/2014	Cai	D23/333
D713,517 S *	9/2014	Dodge	D23/366
D728,768 S *	5/2015	Matias	D23/366
D729,370 S *	5/2015	Chou	D23/366
D733,859 S *	7/2015	Hsiao	D23/366
D760,885 S *	7/2016	Lin	D23/366
D764,650 S *	8/2016	Sanders	D23/366
D800,886 S *	10/2017	Lin	D23/366
D816,200 S *	4/2018	Hu	D23/356
D818,569 S *	5/2018	Farone	D23/356
D820,965 S *	6/2018	Li	D23/366
D822,904 S *	7/2018	Palmer	D28/73
D828,527 S *	9/2018	Xu	D23/356

(Continued)

Primary Examiner — Nathan M Johnston

(74) *Attorney, Agent, or Firm* — Husch Blackwell LLP

(57) **CLAIM**

The ornamental design for a fragrance vessel, as shown and described.

DESCRIPTION

FIG. 1 is a perspective view of a fragrance vessel showing the new design;

FIG. 2 is a left side view of the fragrance vessel of FIG. 1; FIG. 3 is a right side view of the fragrance vessel shown in FIG. 1;

FIG. 4 is a front view of the fragrance vessel shown in FIG. 1;


FIG. 5 is a rear view of the fragrance vessel shown in FIG. 1;

FIG. 6 is a top view of the fragrance vessel shown in FIG. 1; and,

FIG. 7 is a bottom view of the fragrance vessel shown in FIG. 1.

The broken lines show portions of the design that form no part of the claimed design.

1 Claim, 7 Drawing Sheets



(56)

References Cited

U.S. PATENT DOCUMENTS

2012/0093491 A1* 4/2012 Browder A61L 9/015
392/390
2015/0130089 A1* 5/2015 Westphal A61L 9/122
261/30

* cited by examiner



FIG. 1



FIG. 2



FIG. 3



FIG. 4




FIG. 5



FIG. 6

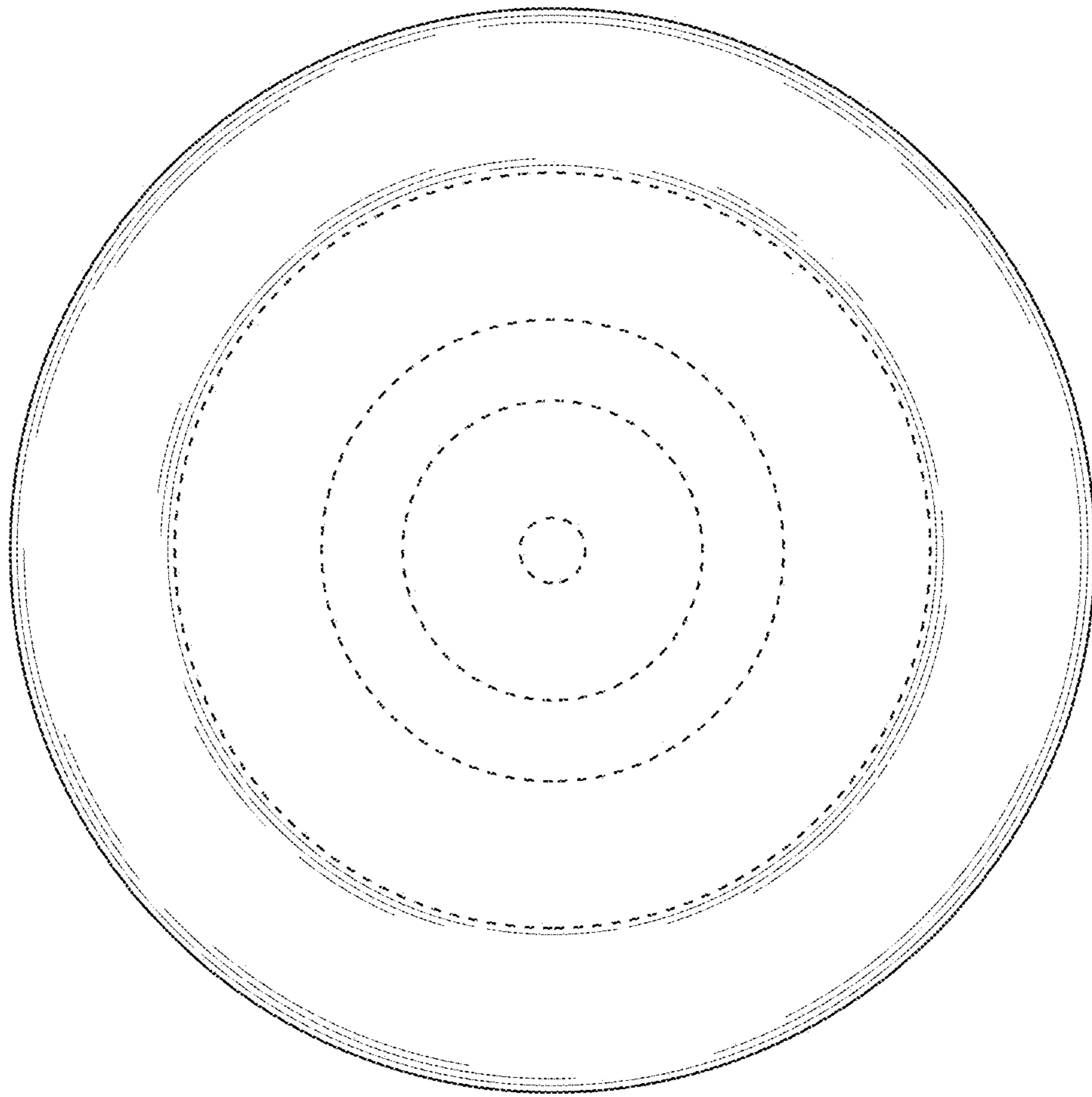


FIG. 7