



US00D903079S

(12) **United States Design Patent** (10) **Patent No.:** **US D903,079 S**
Morton et al. (45) **Date of Patent:** **** Nov. 24, 2020**

(54) **FRAGRANCE VESSEL**
(71) Applicant: **The Yankee Candle Company, Inc.**,
So. Deerfield, MA (US)
(72) Inventors: **Timothy James Morton**, Kalamazoo,
MI (US); **Cornelia Marian**,
Bridgewater, NJ (US)
(73) Assignee: **The Yankee Candle Company, Inc.**,
South Deerfield, MA (US)
(**) Term: **15 Years**
(21) Appl. No.: **29/642,001**
(22) Filed: **Mar. 27, 2018**
(51) **LOC (12) Cl.** **23-04**
(52) **U.S. Cl.**
USPC **D23/366**
(58) **Field of Classification Search**
USPC D23/355-369; D28/5, 6; 261/DIG. 17,
261/DIG. 65, DIG. 88, DIG. 89; 392/386,
392/390, 394, 395; 239/34, 44, 53, 55,
239/56, 326; D26/5-7, 9-11, 14, 17, 98;
D11/131.1; D7/509, 522, 524, 537
CPC A61L 9/12; A61L 9/04; A61L 9/03; A61L
2209/12; A61L 9/122; A45D 34/02
See application file for complete search history.

D691,253 S * 10/2013 Chen D23/366
D696,763 S * 12/2013 Li D23/366
D704,319 S * 5/2014 Cai D23/333
D713,517 S * 9/2014 Dodge D23/366
D728,768 S * 5/2015 Matias D23/366
D729,370 S * 5/2015 Chou D23/366
D733,859 S * 7/2015 Hsiao D23/366
D760,885 S * 7/2016 Lin D23/366
D764,650 S * 8/2016 Sanders D23/366
D800,886 S * 10/2017 Lin D23/366
D816,200 S * 4/2018 Hu D23/356
D818,569 S * 5/2018 Farone D23/356
D820,965 S * 6/2018 Li D23/366
D822,904 S * 7/2018 Palmer D28/73
D828,527 S * 9/2018 Xu D23/356

(Continued)

Primary Examiner — Nathan M Johnston
(74) *Attorney, Agent, or Firm* — Husch Blackwell LLP

(57) **CLAIM**

The ornamental design for a fragrance vessel, as shown and described.

DESCRIPTION

FIG. 1 is a perspective view of a fragrance vessel showing the new design;
FIG. 2 is a left side view of the fragrance vessel of FIG. 1;
FIG. 3 is a right side view of the fragrance vessel shown in FIG. 1;
FIG. 4 is a front view of the fragrance vessel shown in FIG. 1;
FIG. 5 is a rear view of the fragrance vessel shown in FIG. 1;
FIG. 6 is a top view of the fragrance vessel shown in FIG. 1; and,
FIG. 7 is a bottom view of the fragrance vessel shown in FIG. 1.
The broken lines show portions of the design that form no part of the claimed design.

1 Claim, 7 Drawing Sheets

(56) **References Cited**

U.S. PATENT DOCUMENTS

D179,194 S * 11/1956 Flury D23/362
D226,766 S * 4/1973 Stoy D23/369
D262,821 S * 1/1982 Poore D23/369
D283,638 S * 4/1986 de Bascher D23/369
D318,912 S * 8/1991 von Philipp D23/366
D597,646 S * 8/2009 Chapman D23/366
D617,439 S * 6/2010 Valentino D23/367
D627,650 S * 11/2010 Yeung D28/9
D663,817 S * 7/2012 Browder D23/366



(56)

References Cited

U.S. PATENT DOCUMENTS

2012/0093491 A1* 4/2012 Browder A61L 9/015
392/390
2015/0130089 A1* 5/2015 Westphal A61L 9/122
261/30

* cited by examiner



FIG. 1



FIG. 2




FIG. 3



FIG. 4



FIG. 5




FIG. 6

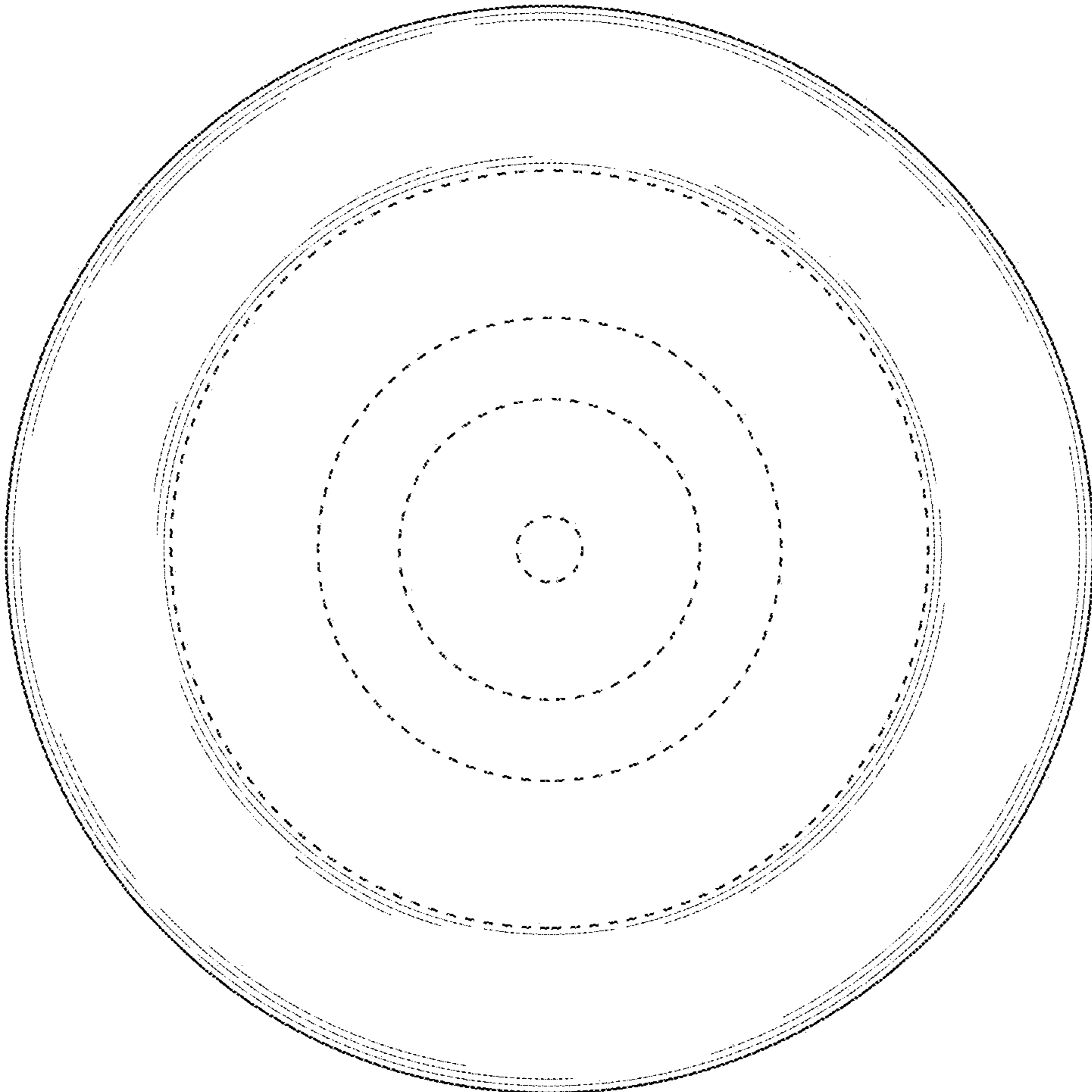


FIG. 7