

US00D903055S

(12) **United States Design Patent** (10) **Patent No.:** **US D903,055 S**  
**Seum et al.** (45) **Date of Patent:** **\*\* Nov. 24, 2020**

(54) **WATER VALVE**

(71) Applicant: **Grohe AG**, Hemer (DE)

(72) Inventors: **Michael Seum**, Duesseldorf (DE);  
**Jochen Allard**, Duesseldorf (DE)

(73) Assignee: **Grohe AG**, Hemer (DE)

(\*\*) Term: **15 Years**

(21) Appl. No.: **29/681,691**

(22) Filed: **Feb. 27, 2019**

(30) **Foreign Application Priority Data**

Aug. 27, 2018 (EM) ..... 005621687-0025

(51) **LOC (12) Cl.** ..... **23-01**

(52) **U.S. Cl.**  
USPC ..... **D23/254**

(58) **Field of Classification Search**  
USPC ..... D23/250, 252, 254, 238–243, 249;  
D8/307–308, 353  
CPC ..... E03C 1/0408; E03C 1/09; E03C 1/042;  
E03C 1/0412  
See application file for complete search history.

(56) **References Cited**

**U.S. PATENT DOCUMENTS**

D290,159 S \* 6/1987 Jans ..... D23/242  
D316,591 S \* 4/1991 Ragonot ..... D23/250  
D338,388 S \* 8/1993 Bengtson ..... D23/250

D542,384 S \* 5/2007 Starck ..... D23/254  
D595,812 S \* 7/2009 Williams ..... D23/254  
D602,123 S \* 10/2009 Sieger ..... D23/242  
D621,478 S \* 8/2010 Kulig ..... D23/242  
D627,858 S \* 11/2010 Hanna ..... D23/250  
D665,883 S \* 8/2012 Flowers ..... D23/254  
D665,885 S \* 8/2012 Flowers ..... D23/254  
D827,794 S \* 9/2018 Licini ..... D23/304

\* cited by examiner

*Primary Examiner* — Robert A Delehanty

(74) *Attorney, Agent, or Firm* — Muncy, Geissler, Olds & Lowe, P.C.

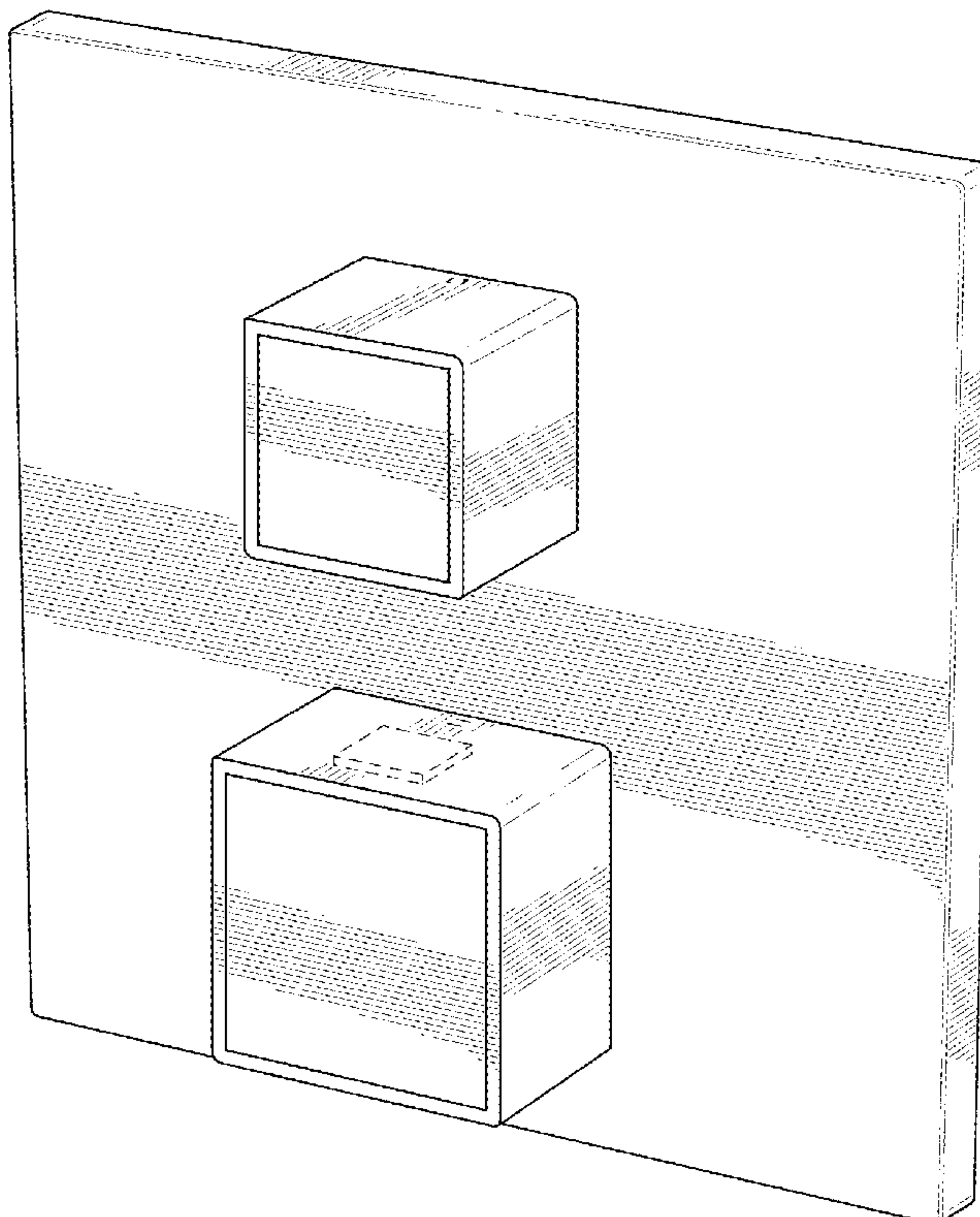
(57) **CLAIM**

The ornamental design for a water valve, as shown and described.

**DESCRIPTION**

FIG. 1 is a front perspective view of a water valve according to the present invention.  
FIG. 2 is a front view of the water valve of FIG. 1.  
FIG. 3 is a rear view of the water valve of FIG. 1.  
FIG. 4 is a left side view of the water valve of FIG. 1.  
FIG. 5 is a right side view of the water valve of FIG. 1.  
FIG. 6 is a top view of the water valve of FIG. 1; and,  
FIG. 7 is a bottom view of the water valve of FIG. 1.  
The dashed lines shown on the top the knob and on the rear of the water valve define the bounds of the claimed design and no claim is made to the material illustrated within the dashed lines thereof.

**1 Claim, 7 Drawing Sheets**



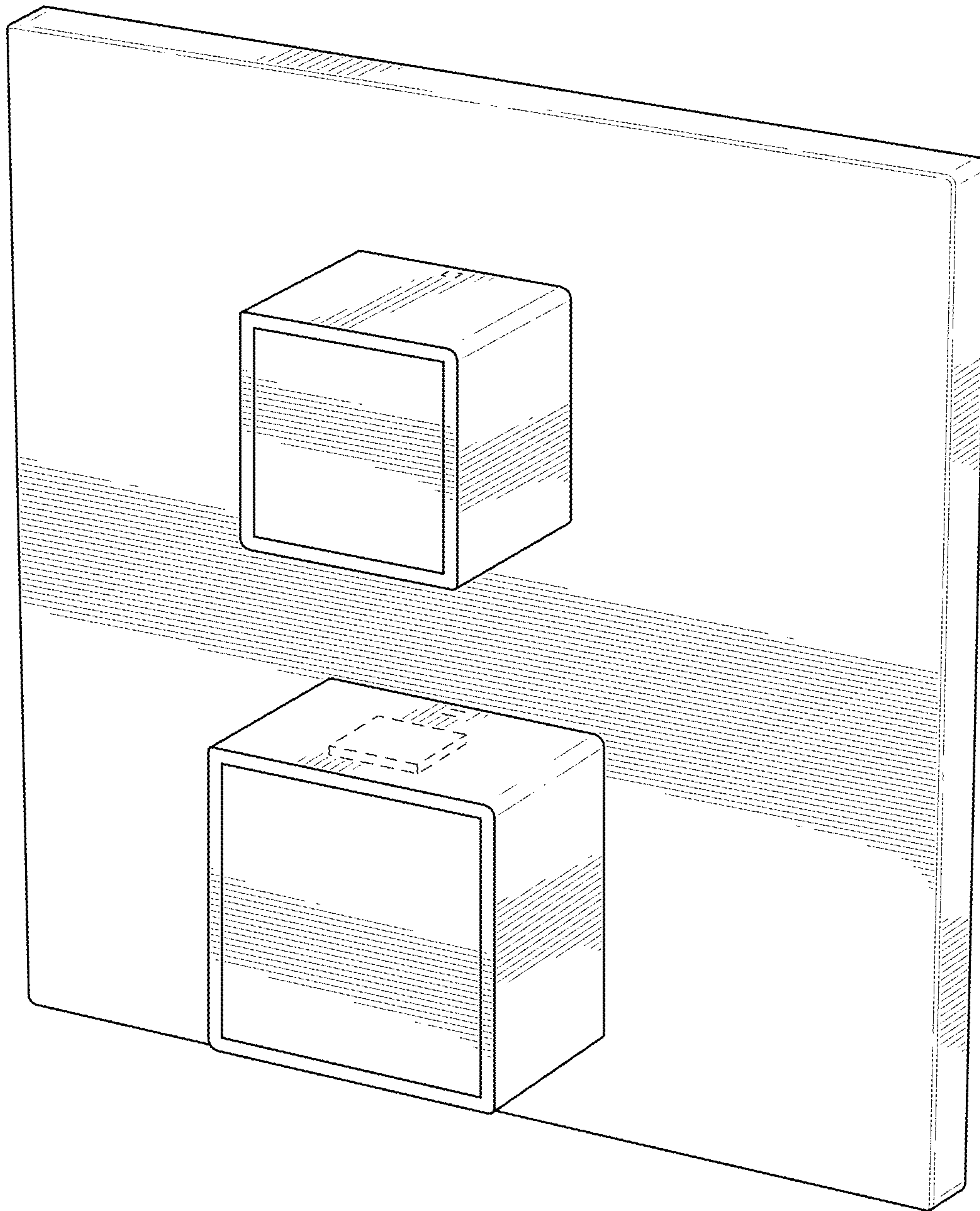


FIG.1

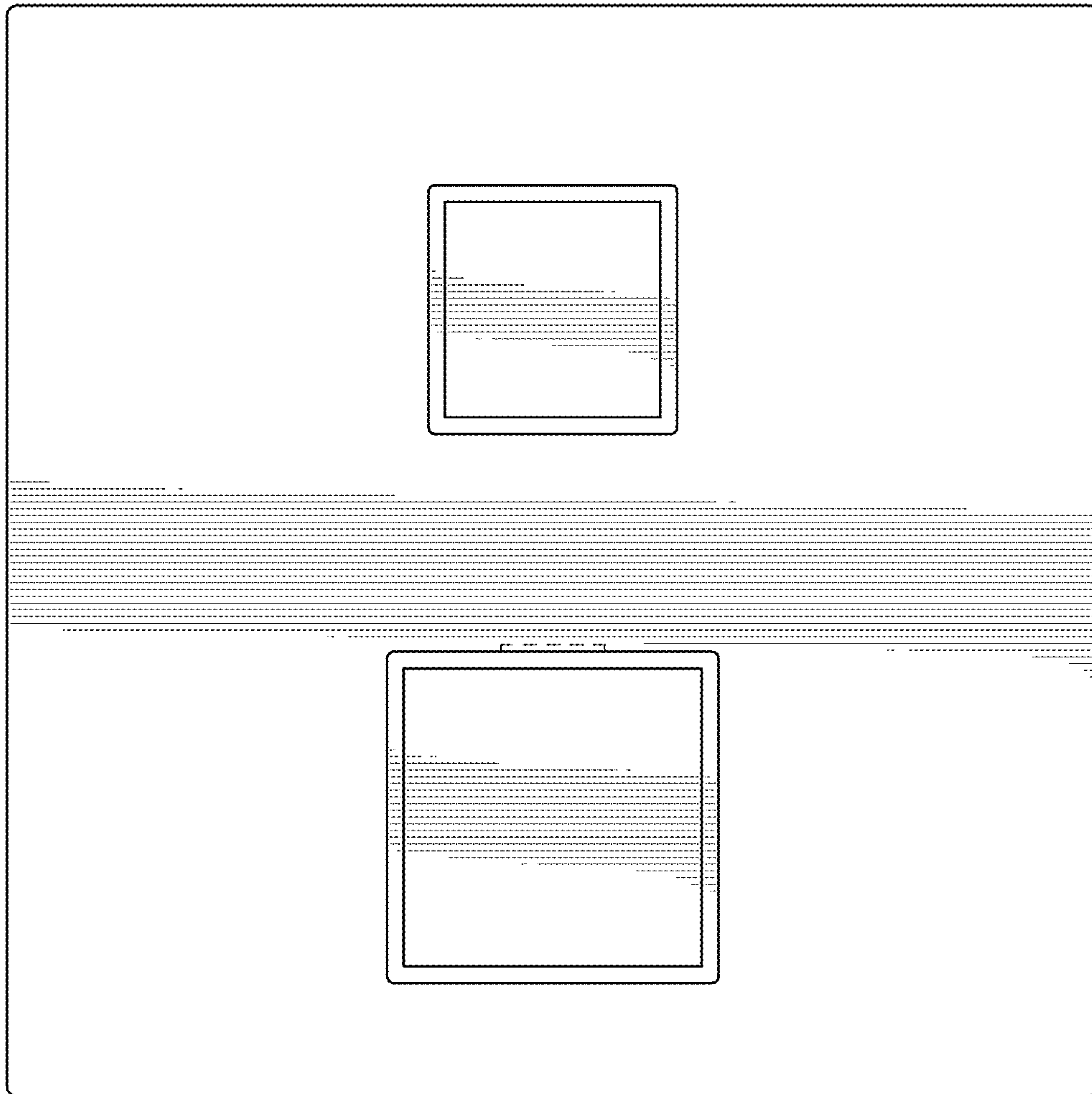


FIG.2




FIG.3

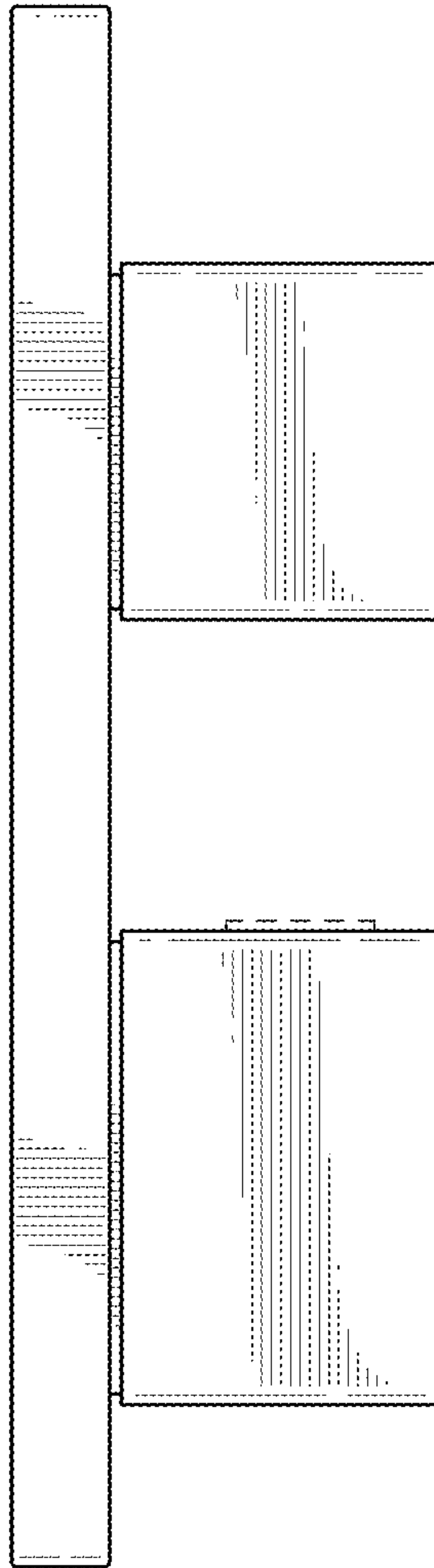


FIG.4

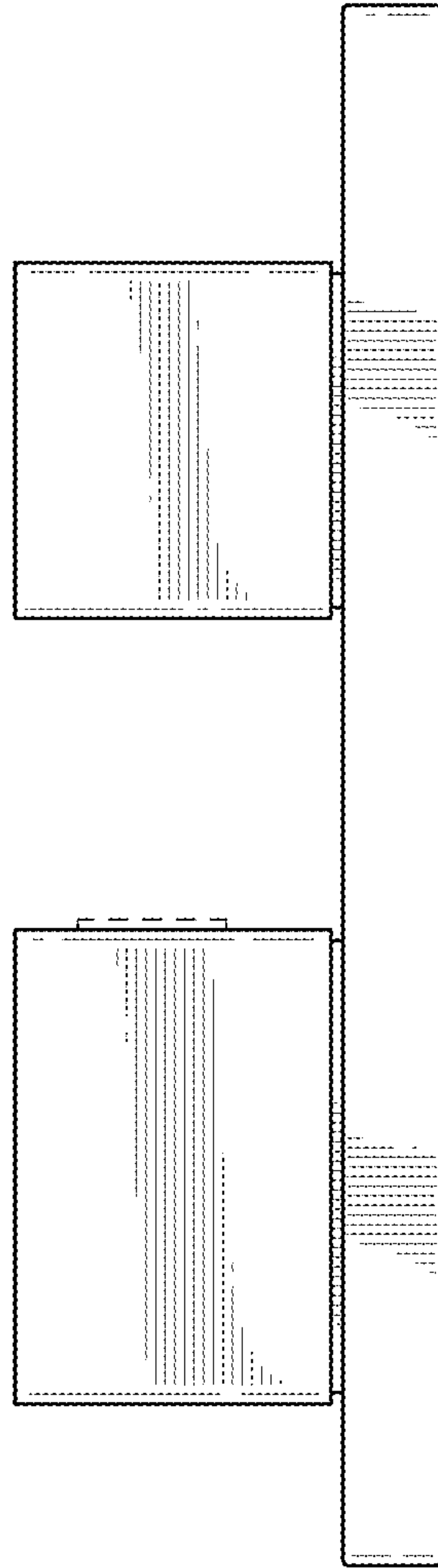


FIG.5

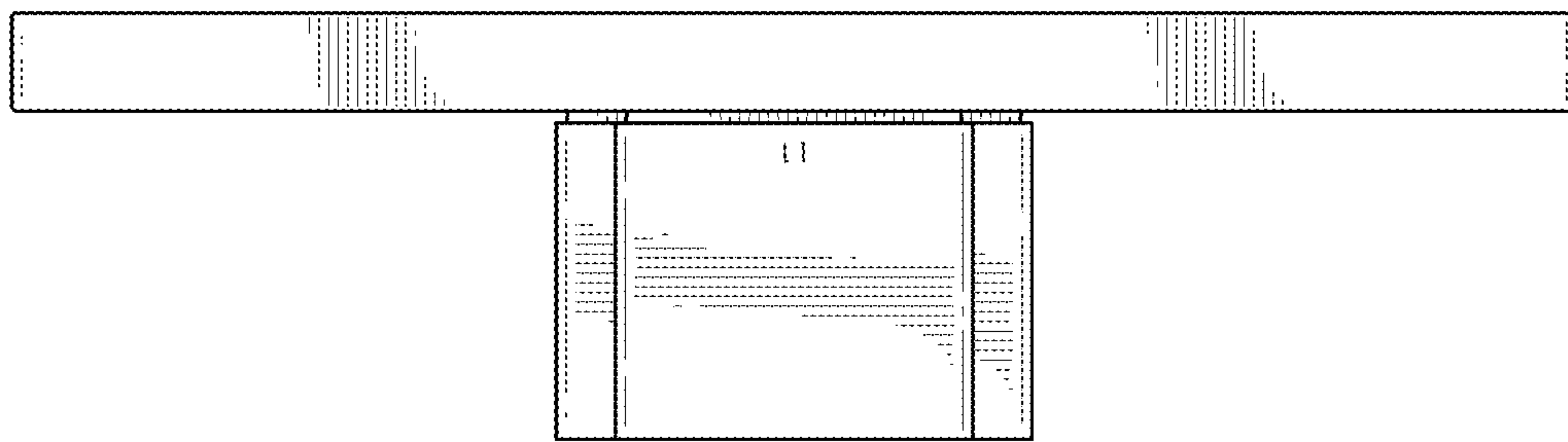


FIG.6



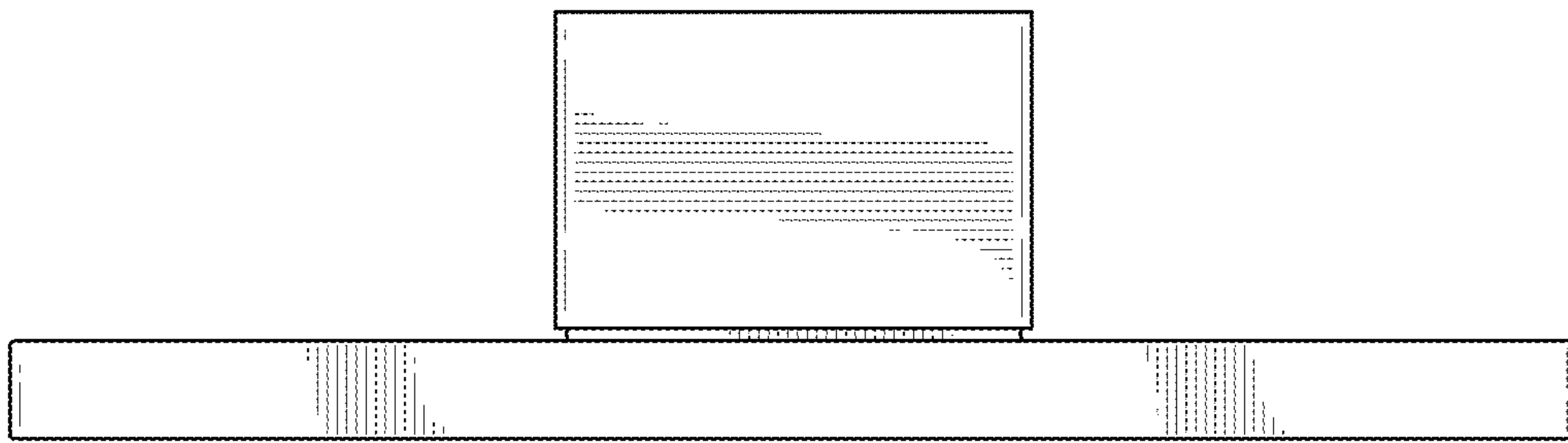


FIG.7