



US00D903047S

(12) **United States Design Patent** (10) **Patent No.:** **US D903,047 S**
Reeves (45) **Date of Patent:** **** Nov. 24, 2020**

- (54) **SUMP PUMP FILTRATION UNIT**
- (71) Applicant: **Mark J. Reeves**, Old Saybrook, CT (US)
- (72) Inventor: **Mark J. Reeves**, Old Saybrook, CT (US)
- (**) Term: **15 Years**
- (21) Appl. No.: **29/677,719**
- (22) Filed: **Jan. 23, 2019**
- (51) **LOC (12) Cl.** **23-01**
- (52) **U.S. Cl.**
USPC **D23/209**
- (58) **Field of Classification Search**
USPC D23/207, 209, 200, 2, 205, 210, 259,
D23/260, 261; D7/700
CPC B01D 35/14; B01D 35/30; B01D 35/0276;
B01D 35/027; B01D 29/085; B01D
2201/29; B01D 2201/30; B01D 2201/291;
B01D 2201/295; B01D 2201/296; B01D
2201/298; B01D 2201/301; B01D
2201/306; B01D 2201/309; C02F 1/002
See application file for complete search history.

- (56) **References Cited**
U.S. PATENT DOCUMENTS
3,713,539 A * 1/1973 Thompson E03F 5/0401
210/164
5,049,273 A * 9/1991 Knox A61M 1/0056
210/406
5,106,490 A * 4/1992 McDonald B07B 1/005
209/240
5,536,406 A * 7/1996 Silva B01D 29/33
210/460
5,630,247 A * 5/1997 Venia A01G 20/47
15/347
5,875,904 A * 3/1999 Vorstenbosch B62B 3/002
211/180
5,931,603 A 8/1999 Swain et al.

- D414,242 S * 9/1999 Carter B62B 3/002
D23/210
- 6,280,429 B1 * 8/2001 Lewis A61M 1/0056
210/323.1
- 6,877,965 B2 4/2005 McCall et al.
- 7,036,577 B2 5/2006 Minamijima et al.
(Continued)

OTHER PUBLICATIONS

ThePondGuy.com, Power House Float Cage, undated online product page, retrieved Mar. 30, 2020 from <URL:https://www.thepondguy.com/product/power-house-float-cage/pond-and-lake-fountain-accessories?p=PPCGOOGA> (Year: 2020).*

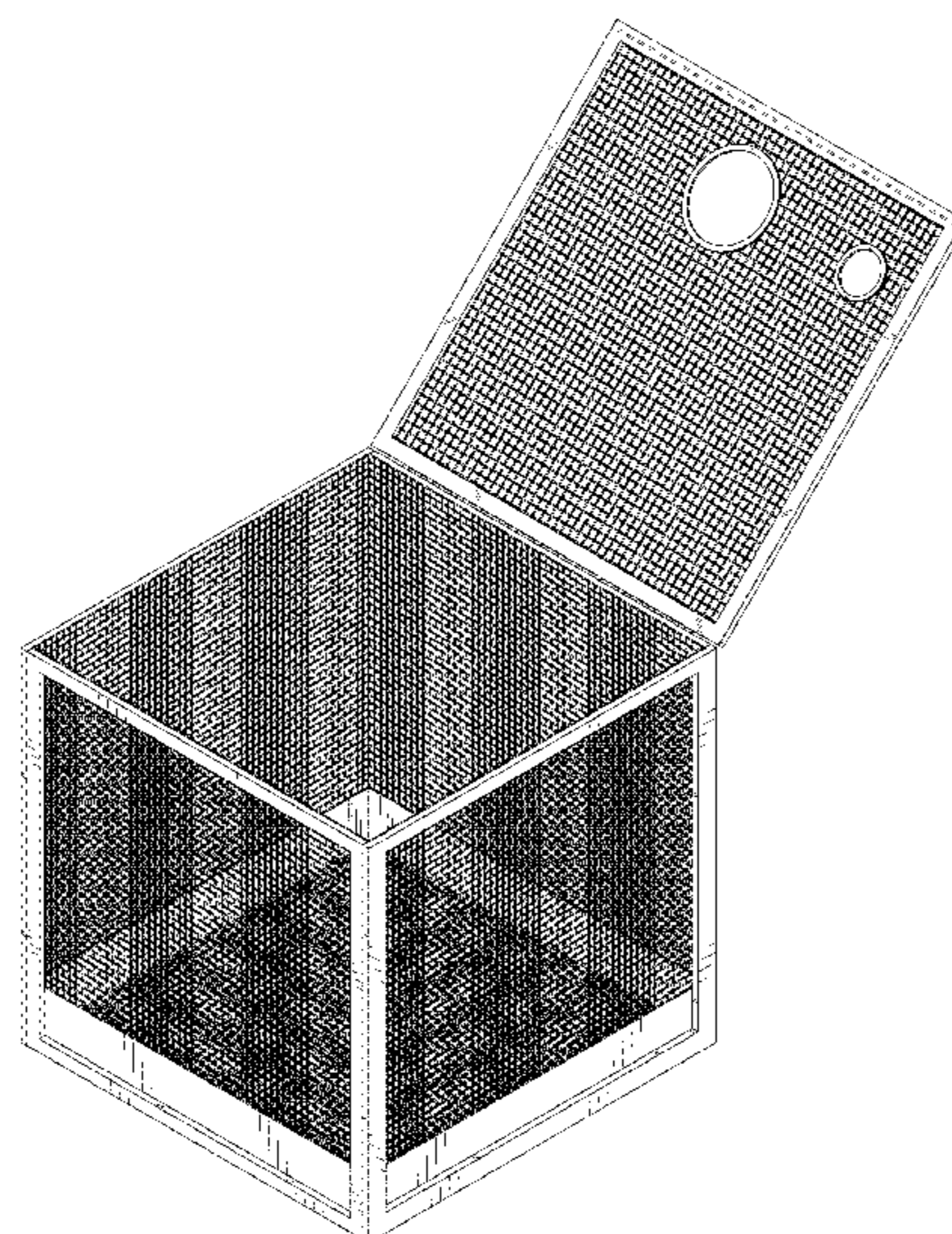
Primary Examiner — Sheryl Lane
Assistant Examiner — Calvin E Vansant
(74) *Attorney, Agent, or Firm* — Cramer Patent & Design, PLLC; Aaron R. Cramer

(57) **CLAIM**
The ornamental design for a sump pump filtration unit, as shown and described.

DESCRIPTION

FIG. 1 is a perspective top front right view of a sump pump filtration unit with a lid in an open position, showing my new design;
FIG. 2 is a front elevation view thereof, with the lid in a closed position;
FIG. 3 is a rear elevation view thereof, with the lid in a closed position;
FIG. 4 is a left elevation view thereof with the lid in a closed position, wherein the right elevation view is a mirror image thereof;
FIG. 5 is a top plan view thereof with the lid in a closed position; and,
FIG. 6 is a bottom plan view thereof with the lid in a closed position.
The broken lines depict portions of the sump pump filtration unit that form no part of the claimed design.

1 Claim, 6 Drawing Sheets



(56)

References Cited

U.S. PATENT DOCUMENTS

7,788,877	B2	9/2010	Andras	
D651,839	S *	1/2012	Chen	D6/552
8,117,797	B2	2/2012	Andras	
D675,850	S *	2/2013	Tawil	D6/705.6
D683,963	S *	6/2013	Tsai	D3/304
D693,084	S *	11/2013	Aupperlee	D34/27
8,973,324	B2	3/2015	Andras	
D756,168	S *	5/2016	Tsai	D6/705.6
D767,278	S *	9/2016	Szucs	D3/305
D778,647	S *	2/2017	Snider	D6/705.6
9,629,462	B2 *	4/2017	Fu	A47B 67/04
9,714,496	B2	7/2017	Bouchard	
D804,821	S *	12/2017	Hardy	D3/306
D828,706	S *	9/2018	Velez	D6/675.5
D832,578	S *	11/2018	Cao	D3/306
D845,627	S *	4/2019	Patten	D3/306
2009/0206002	A1 *	8/2009	Austin	B65D 19/12 206/766
2016/0083265	A1 *	3/2016	Wright	B01D 29/96 210/741
2018/0192609	A1 *	7/2018	Mikacich	A01K 1/0114

* cited by examiner

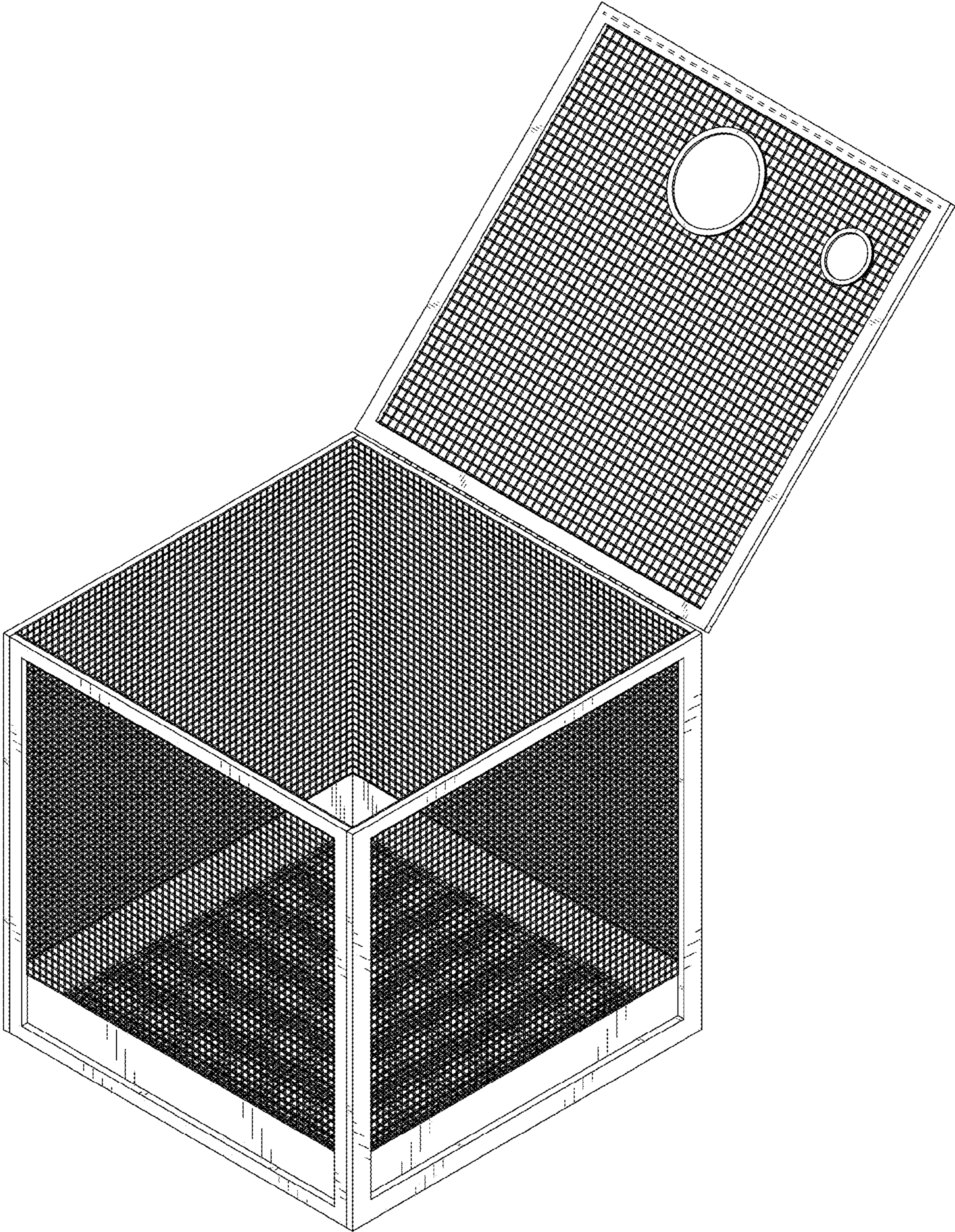


FIG. 1

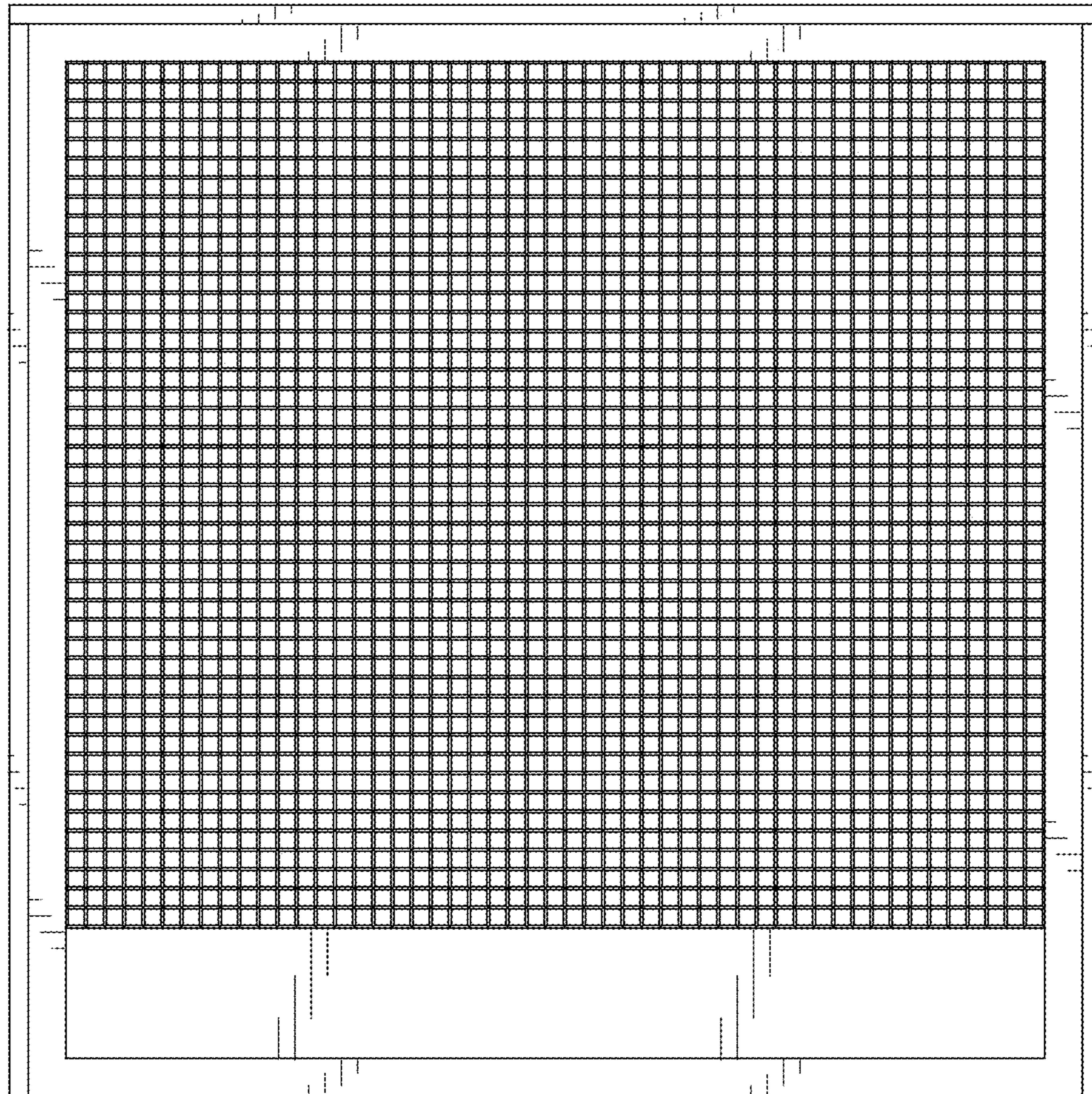


FIG. 2

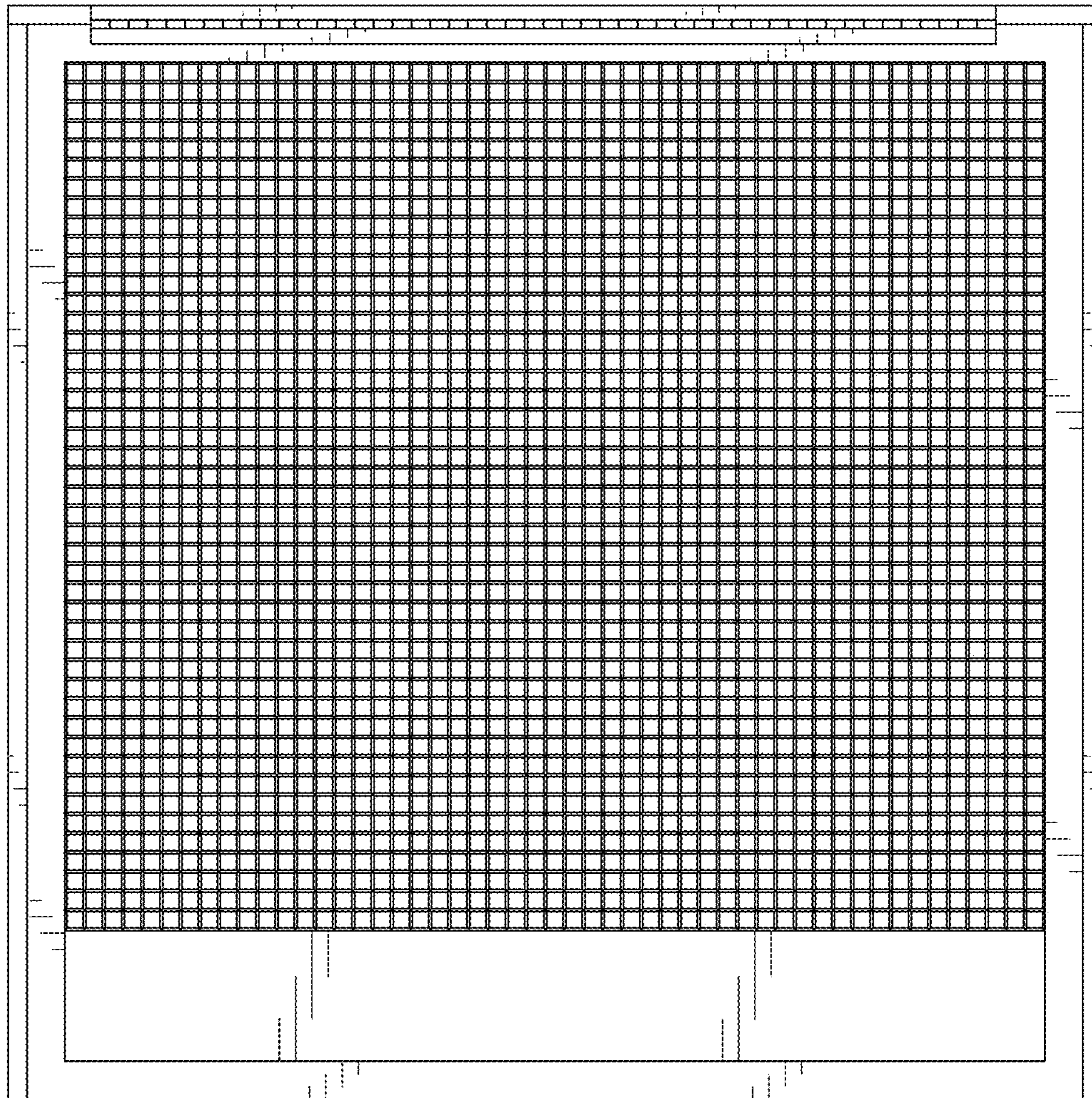


FIG. 3

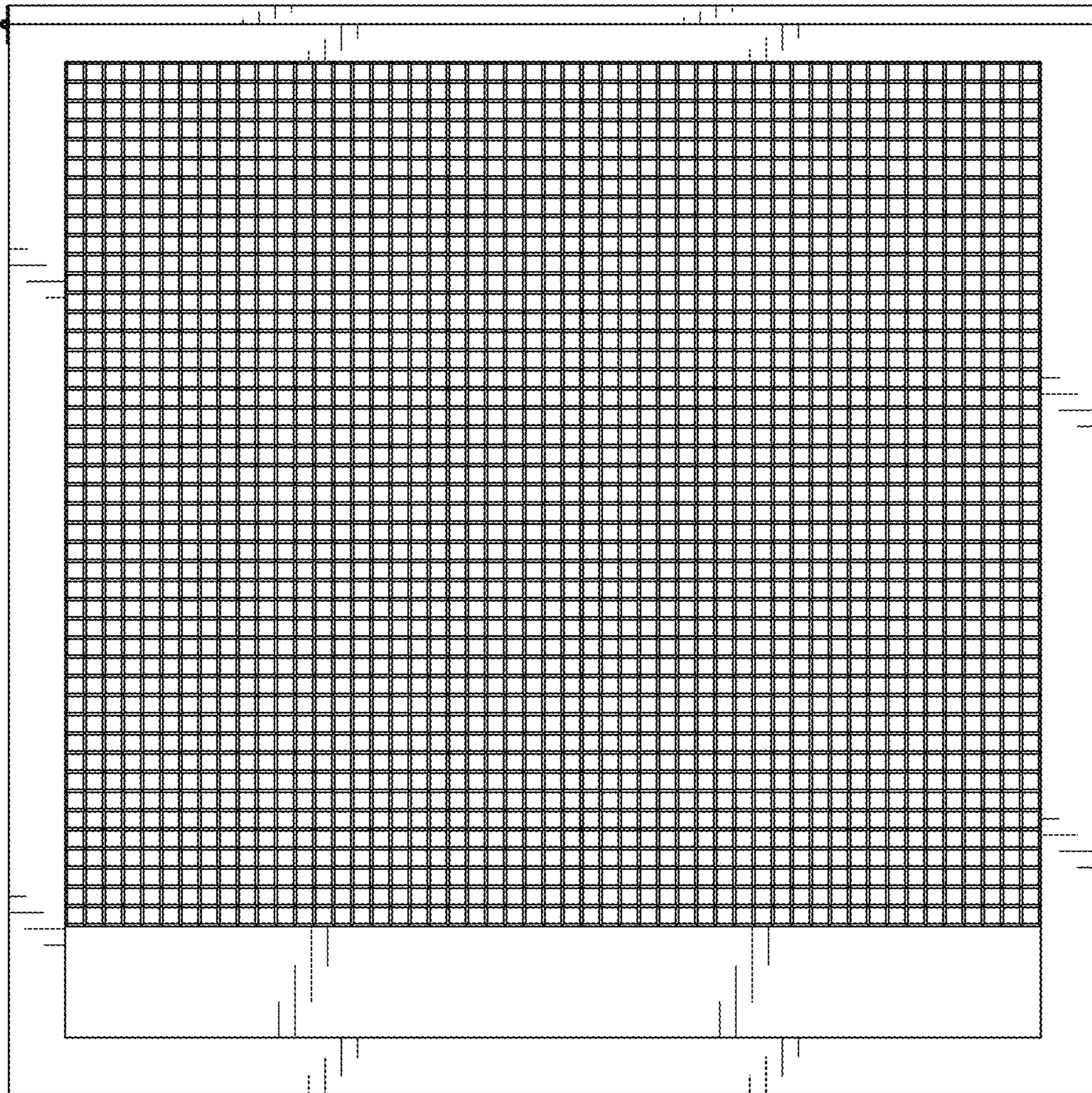


FIG. 4

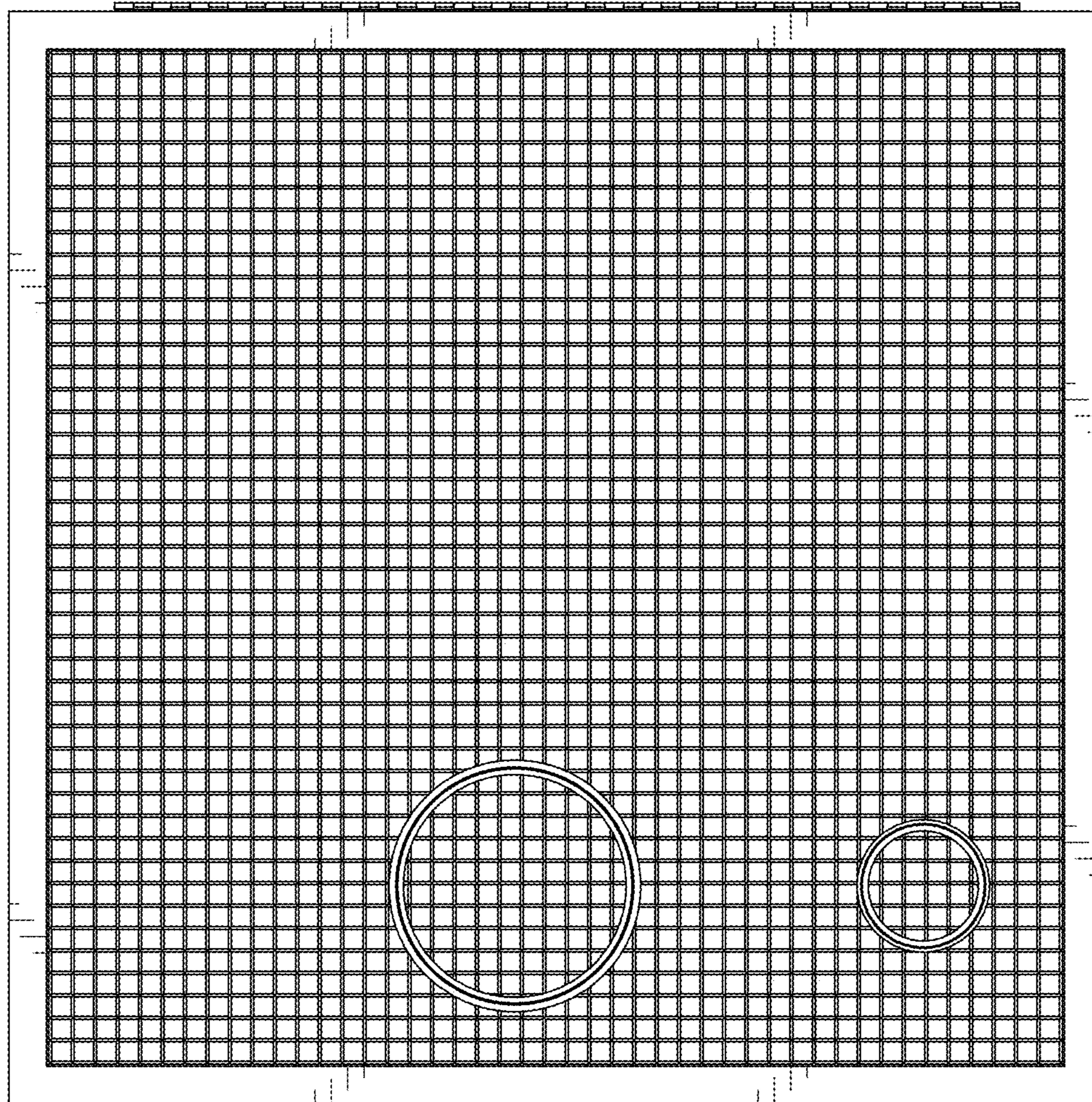


FIG. 5




FIG. 6