



US00D903020S

(12) **United States Design Patent** (10) **Patent No.:** **US D903,020 S**  
**Yu** (45) **Date of Patent:** **\*\* Nov. 24, 2020**

(54) **EXERCISE LOOP BAND**  
(71) Applicant: **Hui Yu, Zhoushan (CN)**  
(72) Inventor: **Hui Yu, Zhoushan (CN)**  
(\*\*) Term: **15 Years**  
(21) Appl. No.: **29/736,257**  
(22) Filed: **May 29, 2020**  
(51) **LOC (12) Cl.** ..... **21-02**  
(52) **U.S. Cl.**  
USPC ..... **D21/692**  
(58) **Field of Classification Search**  
USPC ..... D21/797, 698, 662, 683; 482/23, 48,  
482/139, 44, 105; 2/161.1, 162, 170,  
2/917, 16, 20; D8/330, 303; D20/22;  
D29/113, 120.1, 791, 797, 190, 117.1;  
473/205; D24/190  
CPC ..... A63B 21/4035; A63B 2225/09; A63B  
21/0442; A63B 21/0557; A63B 21/00069;  
A63B 21/0552; A63B 21/068; A63B  
21/16; A63B 21/1663; A63B 21/4043;  
A63B 21/00185; A63B 2023/006; A63B  
21/0555; A63B 21/1645  
See application file for complete search history.

5,945,060 A \* 8/1999 Williams ..... A63B 21/0004  
264/150  
D651,931 S \* 1/2012 Molik ..... D11/3  
D670,345 S 11/2012 Guarrasi  
D689,652 S \* 9/2013 Hines ..... D28/41  
8,834,331 B1 \* 9/2014 Boatwright ..... A63B 21/0442  
482/129  
D718,171 S \* 11/2014 Fakesch ..... D11/3  
D740,155 S \* 10/2015 Vang ..... D11/78.1  
D773,778 S \* 12/2016 Darby ..... D2/742  
D805,946 S \* 12/2017 Greene ..... D11/38  
D813,307 S \* 3/2018 Lei ..... A44C 5/003  
D19/75  
D819,823 S \* 6/2018 Pelletier ..... D24/209  
D843,523 S 3/2019 Young et al.  
D852,908 S 7/2019 Dennisur et al.  
D863,470 S 10/2019 Zhong  
D884,540 S \* 5/2020 Tse ..... D11/6

(Continued)

Primary Examiner — Ryan Harvey  
(74) Attorney, Agent, or Firm — KA Filing LLC; Cynthia W. Flanigan

(57) **CLAIM**


I claim the ornamental design for an exercise loop band, as shown and described.

**DESCRIPTION**

FIG. 1 is a Perspective view of an exercise loop band showing my new design;  
FIG. 2 is another perspective view thereof;  
FIG. 3 is a Front view thereof;  
FIG. 4 is a Back view thereof;  
FIG. 5 is a Right-side view thereof;  
FIG. 6 is a Left-side view thereof;  
FIG. 7 is a Top view thereof; and,  
FIG. 8 is a Bottom view thereof.  
The broken lines showcased on the exercise loop band form no part of the claimed design.

**1 Claim, 6 Drawing Sheets**

(56) **References Cited**  
U.S. PATENT DOCUMENTS  
1,084,596 A \* 1/1914 Alexander ..... A42C 5/02  
2/181  
2,632,894 A \* 3/1953 Louis ..... A41F 9/002  
2/320  
4,951,320 A \* 8/1990 Yoon ..... A42C 5/02  
2/171.3  
5,614,300 A \* 3/1997 Cicali ..... A63B 21/0004  
428/193  
D382,989 S \* 9/1997 Simpson ..... D2/894  
5,860,896 A \* 1/1999 Mann ..... A61F 5/026  
482/121



(56)

**References Cited**

U.S. PATENT DOCUMENTS

2007/0105696 A1\* 5/2007 Castel ..... A63B 21/00043  
482/121  
2018/0318630 A1\* 11/2018 Young ..... A63B 21/00058

\* cited by examiner

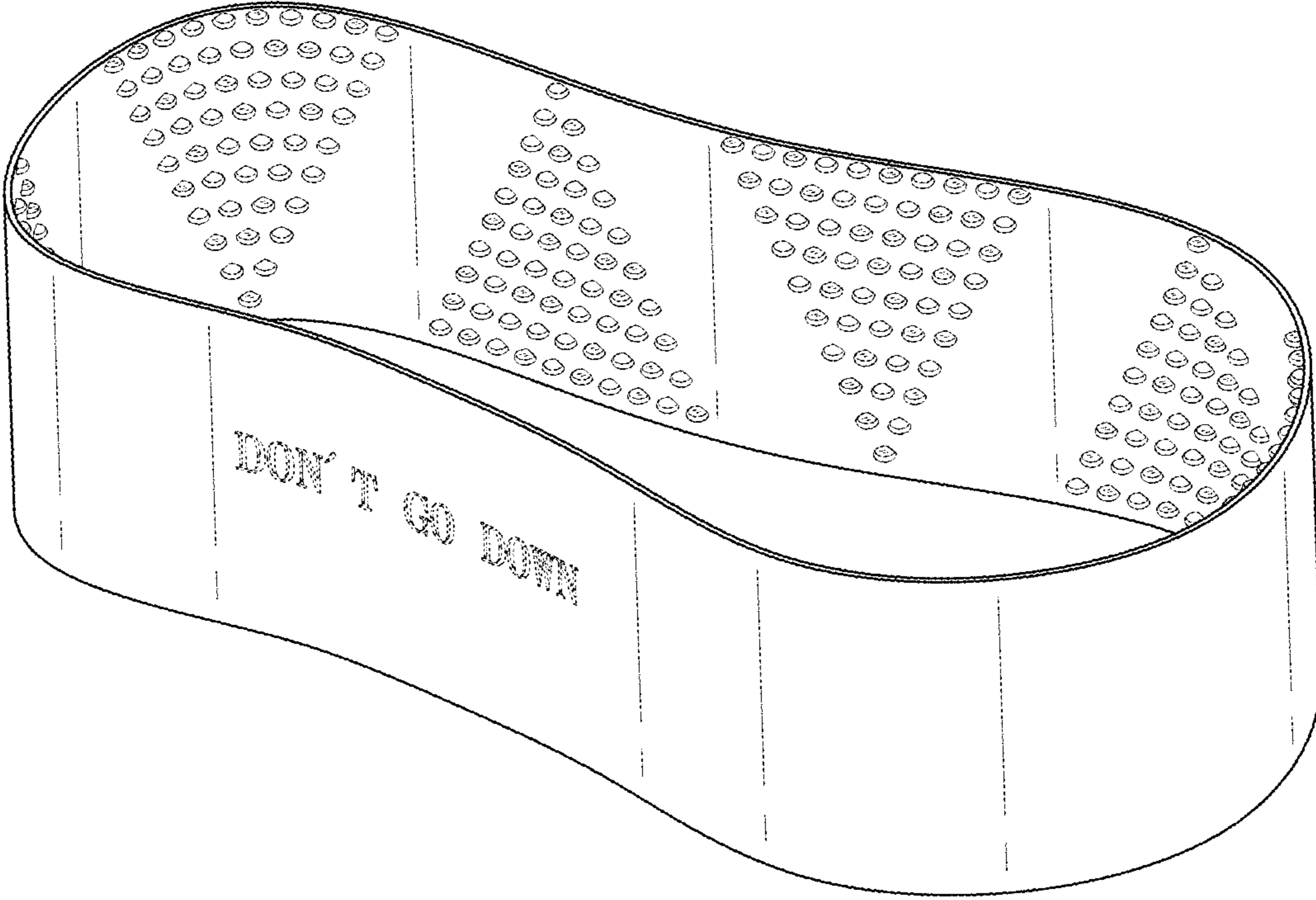


FIG. 1

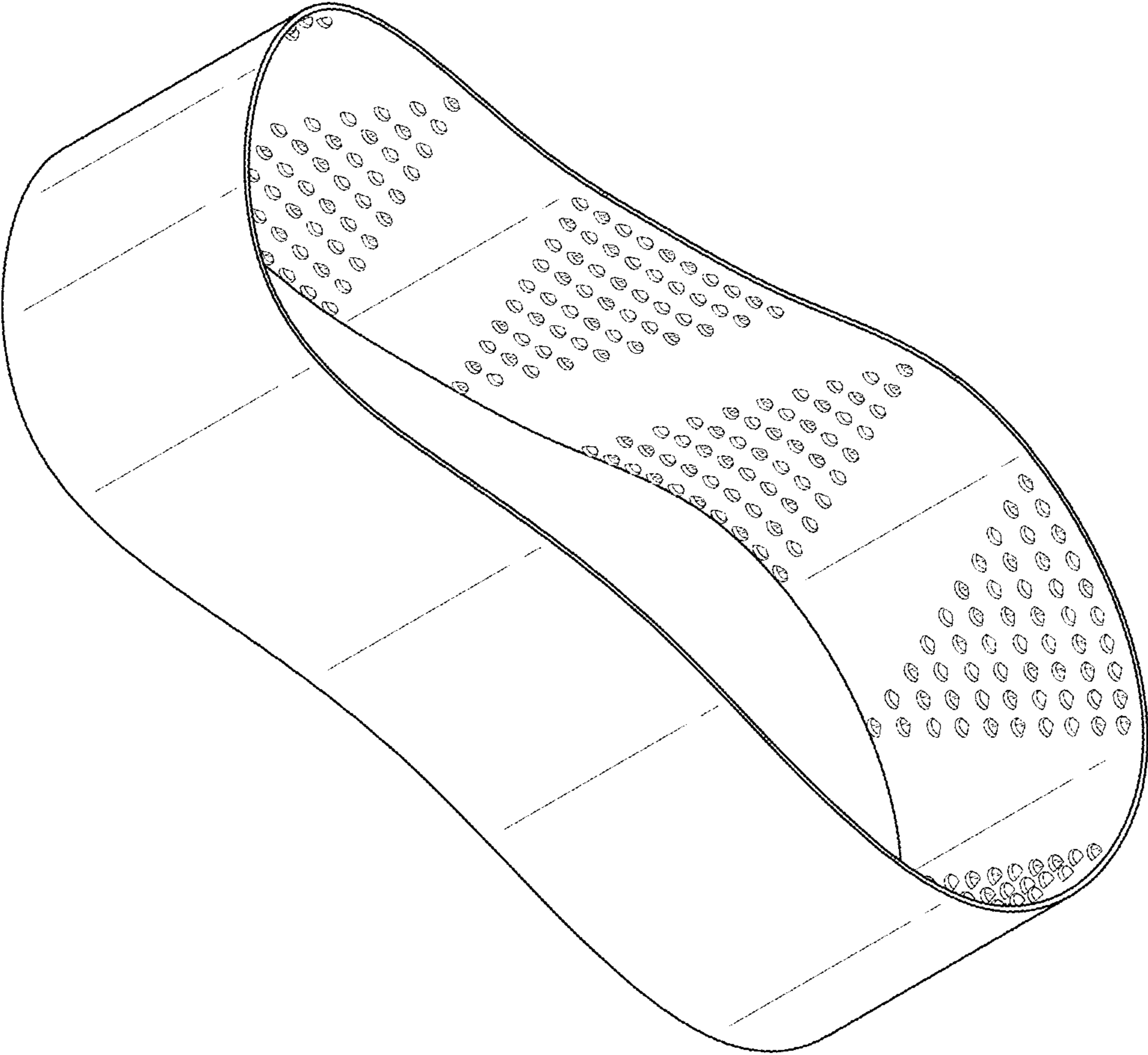


FIG. 2




FIG. 3




FIG. 4




FIG. 5

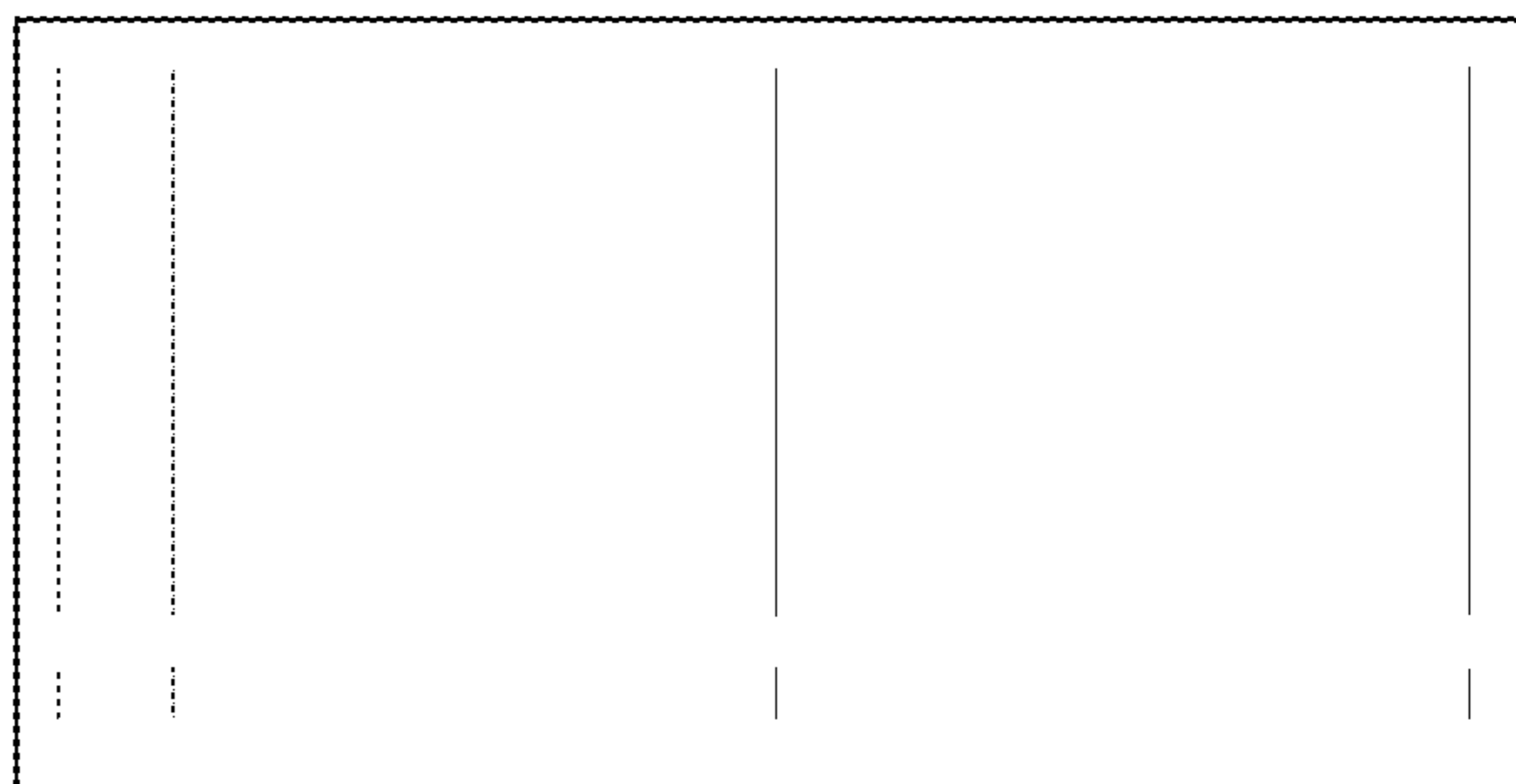


FIG. 6

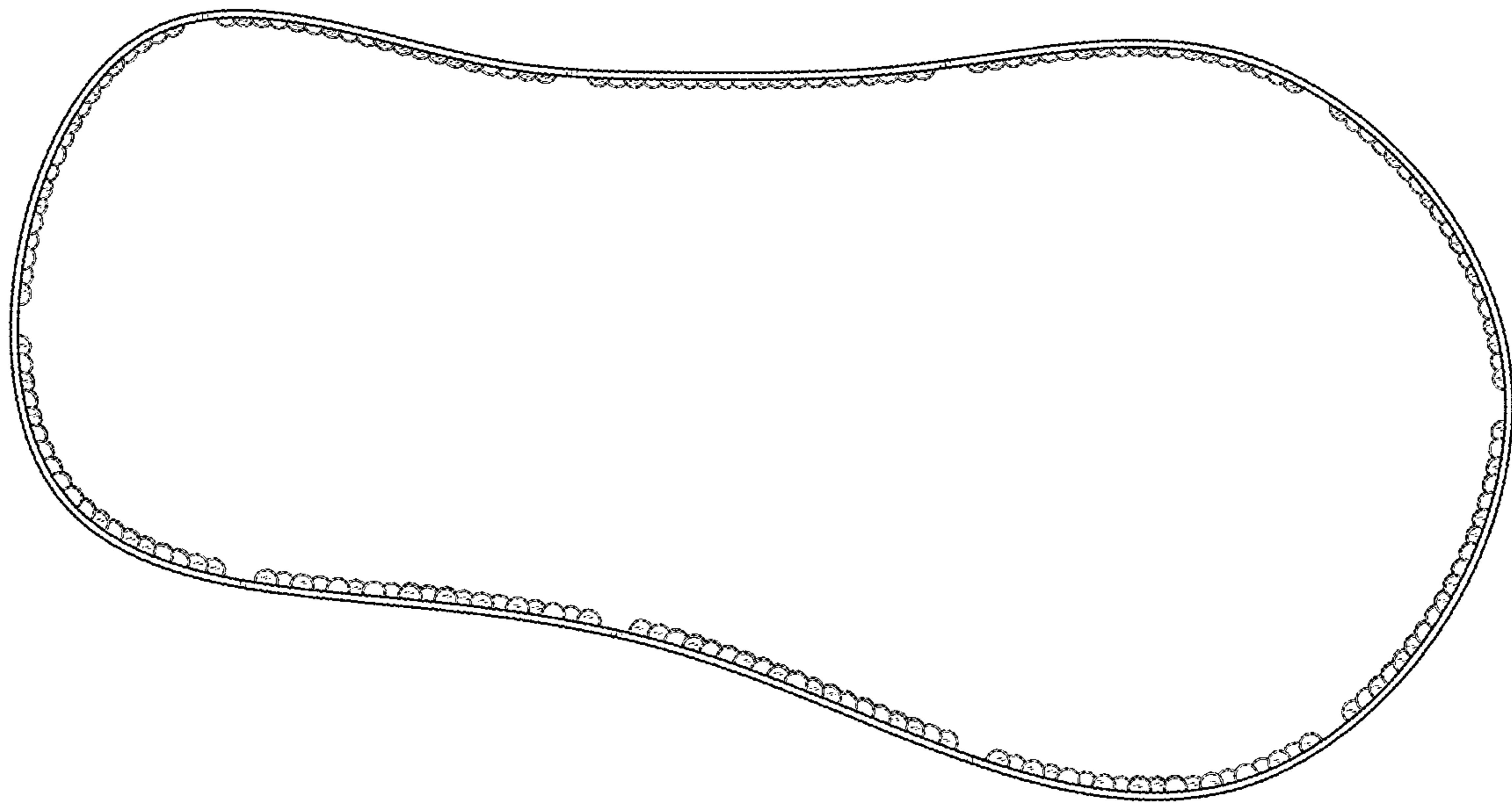


FIG. 7

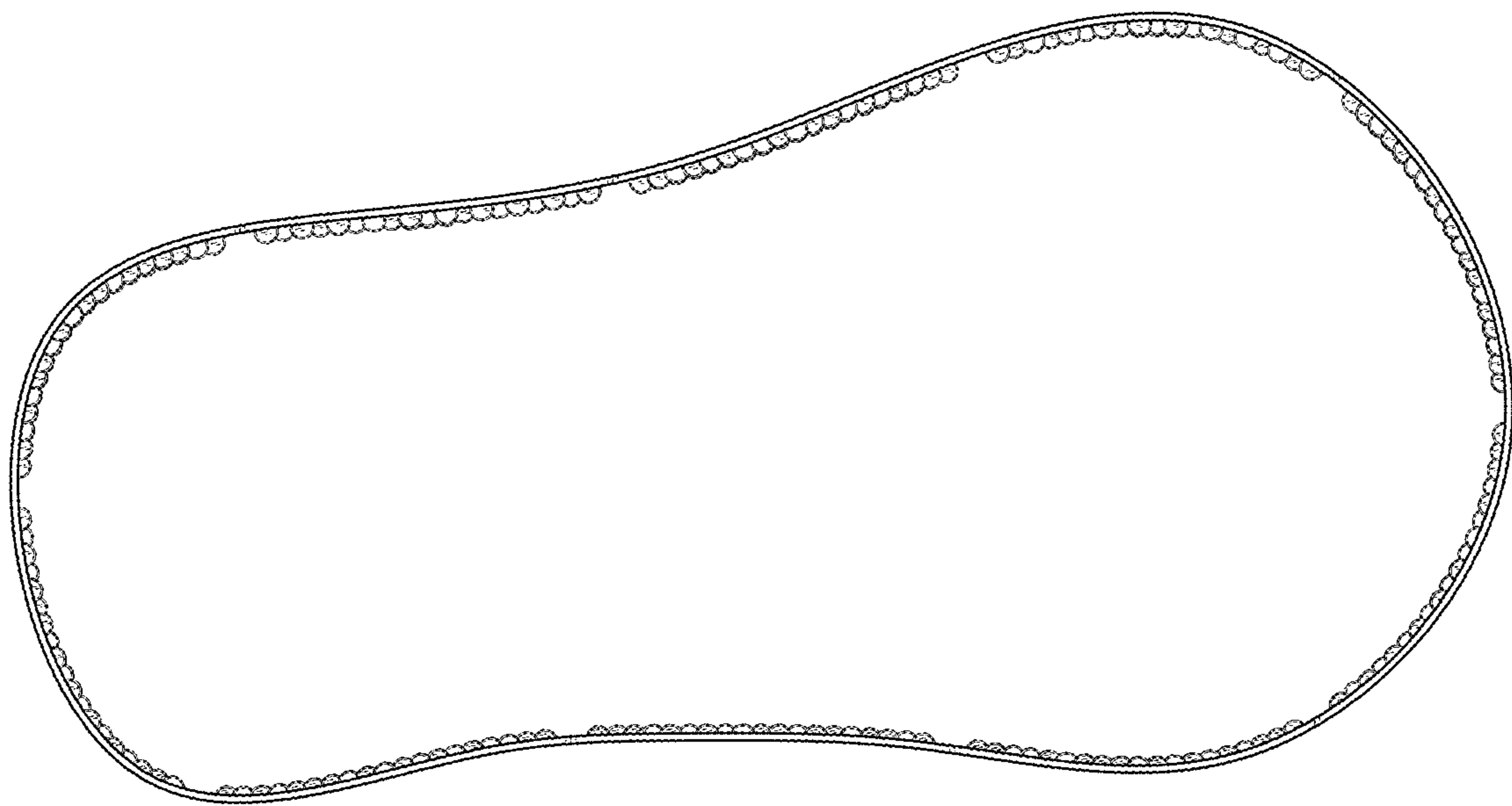


FIG. 8