



US00D903018S

(12) **United States Design Patent** (10) **Patent No.:** **US D903,018 S**
East (45) **Date of Patent:** **** Nov. 24, 2020**

(54) **COMBINED SPORTS AND EXERCISE GUIDE**

(71) Applicant: **John East**, Knoxville, TN (US)

(72) Inventor: **John East**, Knoxville, TN (US)

(**) Term: **15 Years**

(21) Appl. No.: **29/623,645**

(22) Filed: **Oct. 26, 2017**

(51) **LOC (12) Cl.** **21-02**

(52) **U.S. Cl.**
USPC **D21/686**

(58) **Field of Classification Search**
USPC D21/673, 686, 691, 694, 699, 797, 826,
D21/833; D24/140, 183, 185, 188;
D3/7; D34/6; D19/59, 62, 113, 114
CPC A63B 2024/0068; A63B 2022/0682; A63B
2024/0025; A63B 24/0021; A63B
22/0015; A63B 2220/00; A63B 22/18;
B65B 67/1238; B65F 1/06; B65F
2220/106; B65F 2220/1063
See application file for complete search history.

(56) **References Cited**

U.S. PATENT DOCUMENTS

D264,862 S *	6/1982	Kokoska	D21/686
D273,894 S *	5/1984	Kenna	D24/140
4,878,662 A *	11/1989	Chern	A63B 21/063 482/98
D349,139 S *	7/1994	Markland	D21/686
D349,316 S *	8/1994	Miller	D21/686
5,558,624 A *	9/1996	Hepburn	A63B 21/015 482/130
D387,111 S *	12/1997	Delegarde	D21/699
6,110,073 A *	8/2000	Saur	A63B 69/0053 463/36
6,908,415 B2 *	6/2005	Branson	A63B 21/00047 434/255
7,090,629 B1	8/2006	Abbou		
D562,416 S *	2/2008	Fedriga	D21/694

7,597,601 B2 *	10/2009	Mravca	A63B 69/14 441/129
8,075,456 B2	12/2011	Fugitt		
D673,405 S *	1/2013	Huss	D6/592
8,870,727 B2 *	10/2014	Palmer	A63B 21/02 128/845
D730,456 S *	5/2015	Mahoney	D21/671
D767,875 S *	10/2016	Elliott	D3/7
D779,675 S *	2/2017	Chapman	D24/188
D779,676 S *	2/2017	Chapman	D24/188

(Continued)

OTHER PUBLICATIONS

Youtube, "John Day 1 Set 5", Apr. 12, 2018. <https://www.youtube.com/watch?v=PzWaHMkwh8Y&list=PLmW54QXcc4HFNsJlfuZRIa6RMiltXWWwT&index=3>. Shown at the 00:05 minute mark. (Year: 2017).*
(Continued)

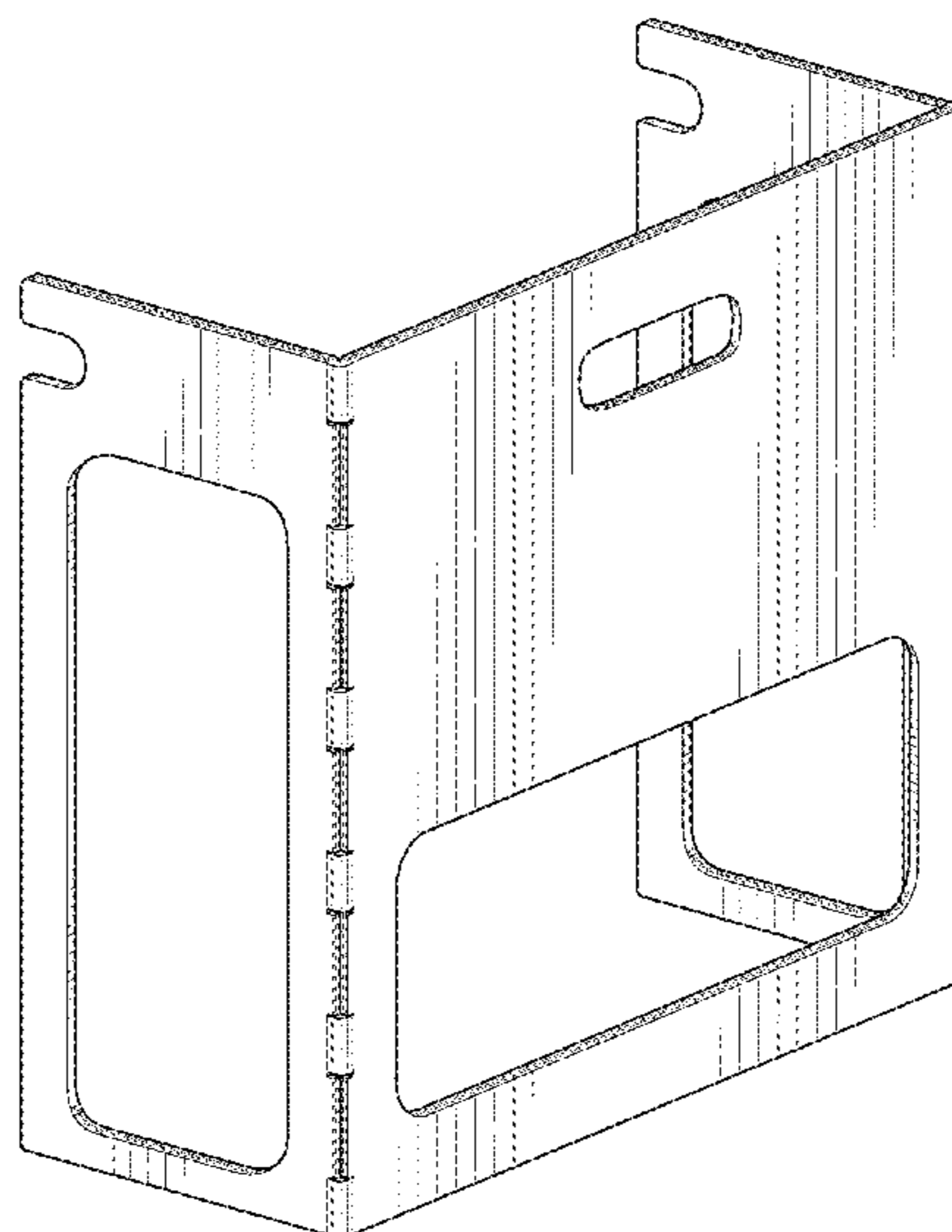
Primary Examiner — Cynthia Ramirez
Assistant Examiner — Michael A Maharajh
(74) *Attorney, Agent, or Firm* — Luedeka Neely Group, PC

(57) **CLAIM**
The ornamental design for a combined sports and exercise guide, as shown and described.

DESCRIPTION

FIG. 1 is a front perspective view of a combined sports and exercise guide showing my new design in an unfolded configuration;
FIG. 2 is a front view thereof;
FIG. 3 is a rear view thereof;
FIG. 4 is a left side elevation view thereof;
FIG. 5 is a right side elevation view thereof;
FIG. 6 is a top plan view thereof;
FIG. 7 is a bottom plan view thereof; and,
FIG. 8 is a perspective view in a folded configuration thereof.

1 Claim, 8 Drawing Sheets



(56)

References Cited

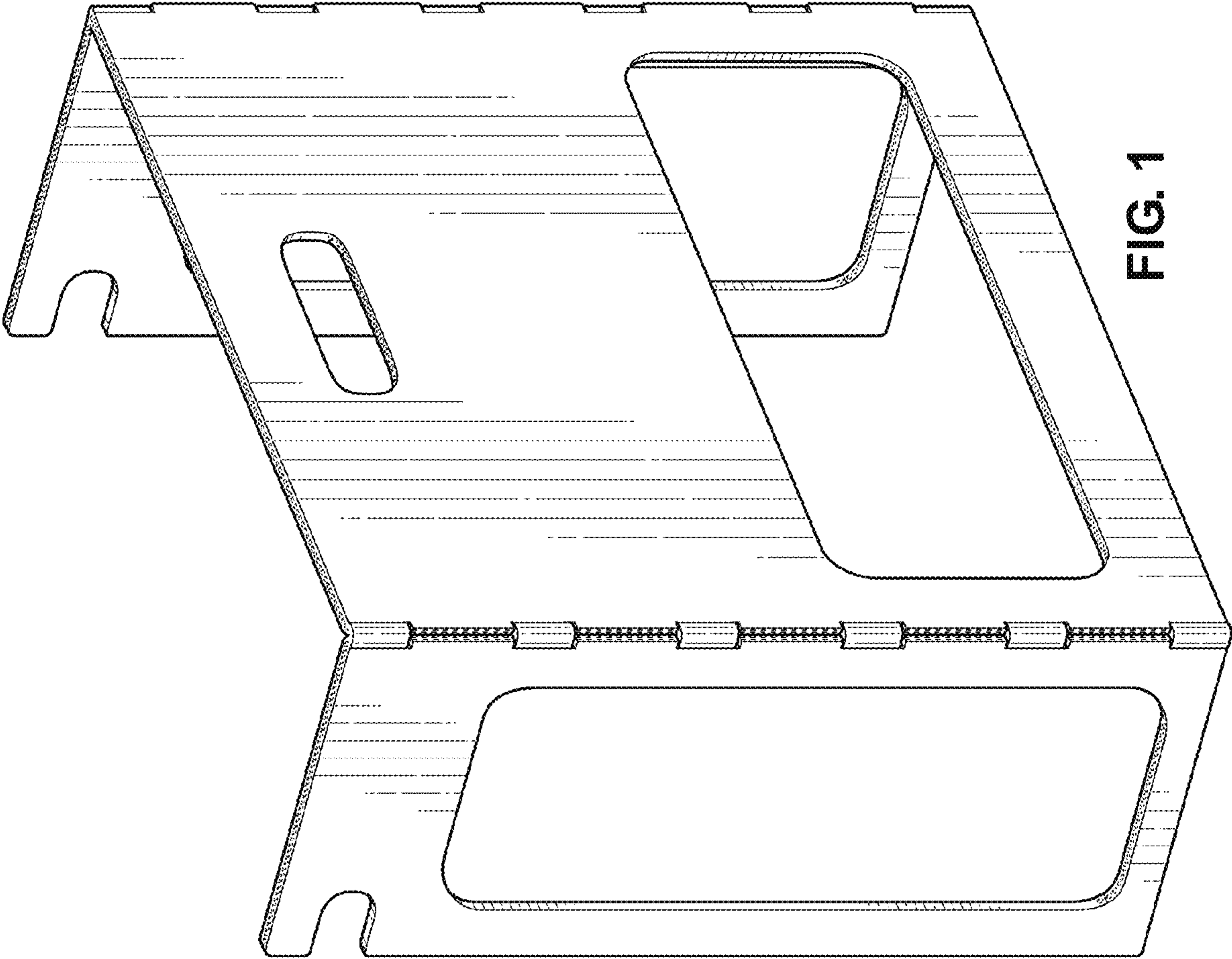
U.S. PATENT DOCUMENTS

D806,187	S *	12/2017	East	D21/686
D825,173	S *	8/2018	Elliott	D3/7
D835,216	S *	12/2018	Cicelis	D21/699
D842,946	S *	3/2019	Hetrick	D21/694
D861,088	S *	9/2019	Klanow	D21/699
D877,342	S *	3/2020	Canady	D24/185
2013/0085039	A1 *	4/2013	Goto	G09B 19/003 482/8
2014/0024504	A1 *	1/2014	Potts	A63B 21/4035 482/106
2014/0031180	A1 *	1/2014	Jones	A63B 21/0084 482/111
2016/0016029	A1 *	1/2016	Savioli	A63B 21/16 482/92
2016/0023727	A1 *	1/2016	Connolly	A63B 31/00 482/111

OTHER PUBLICATIONS

Dan Ogborn, Strong Science # 1 Jan. 13, 2012 (9 pages).

* cited by examiner



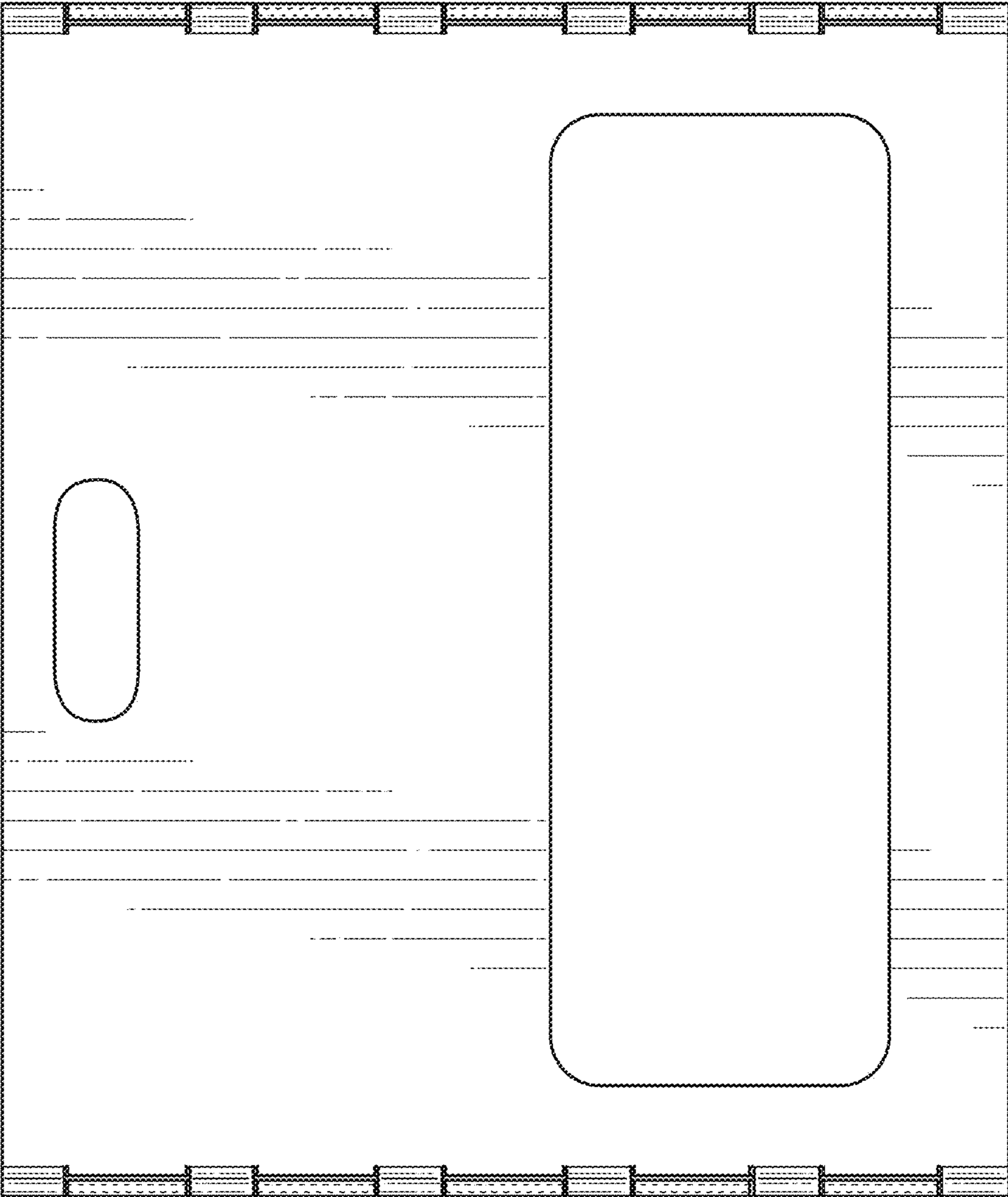


FIG. 2

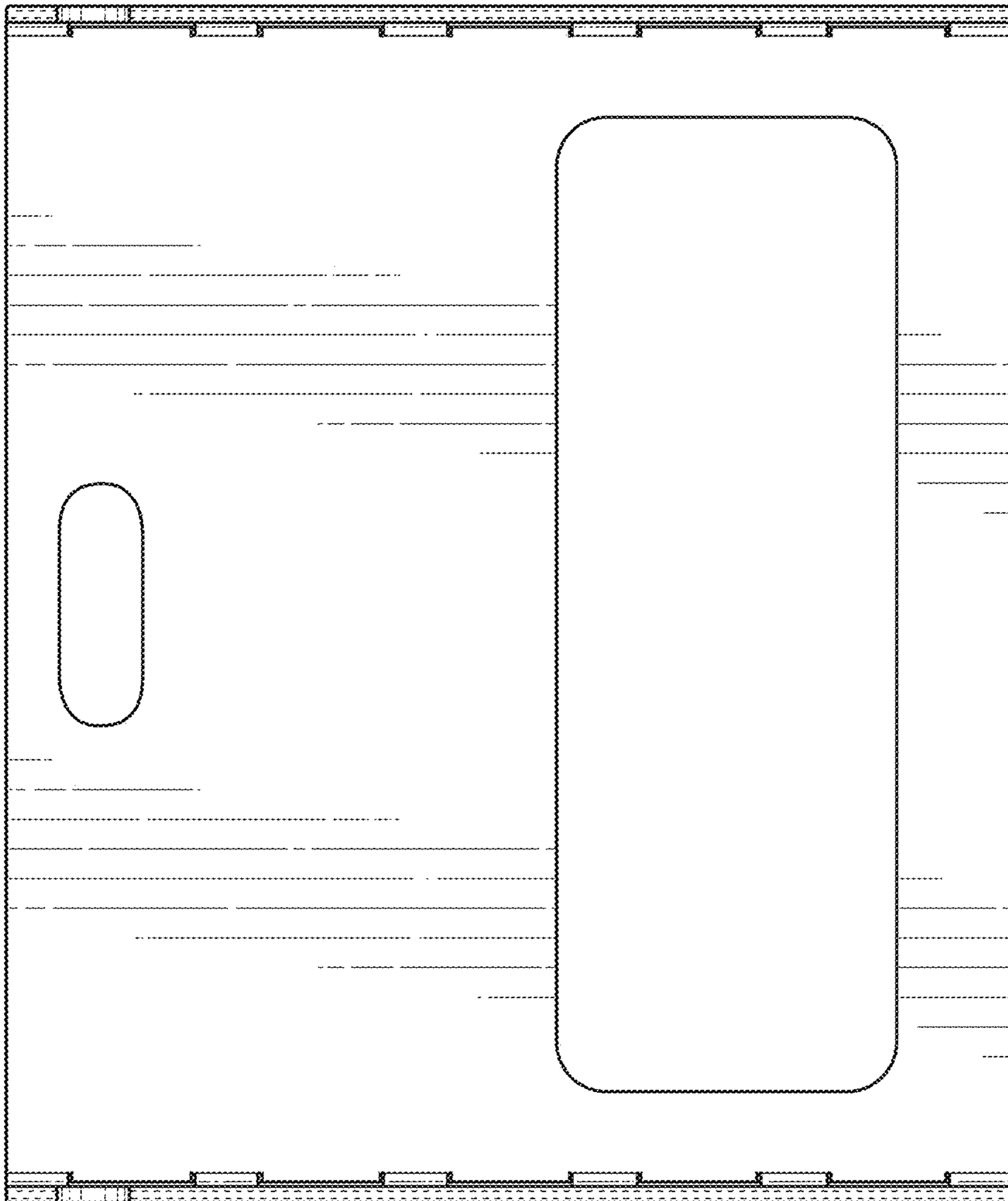


FIG. 3

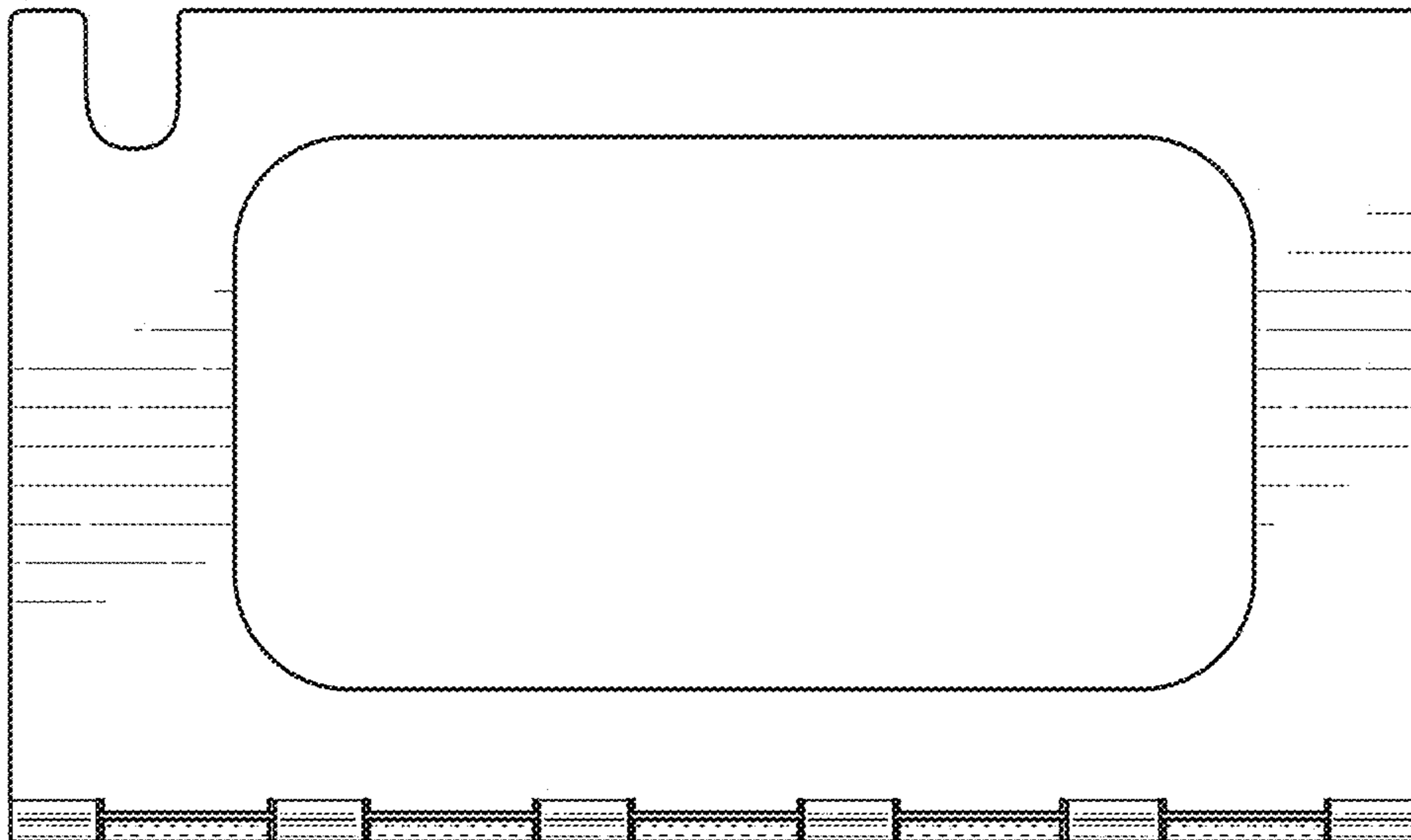


FIG. 4

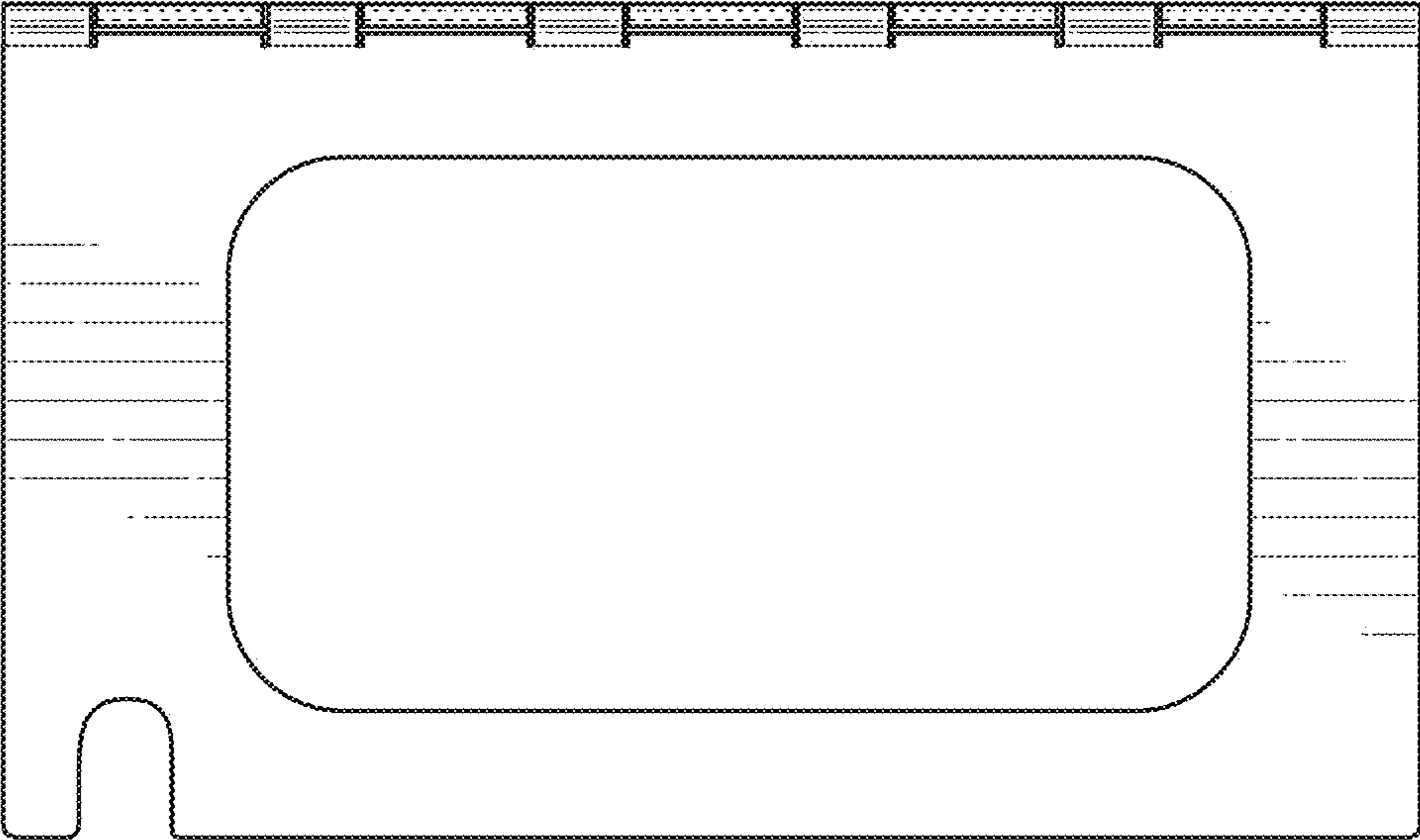


FIG. 5




FIG. 6




FIG. 7

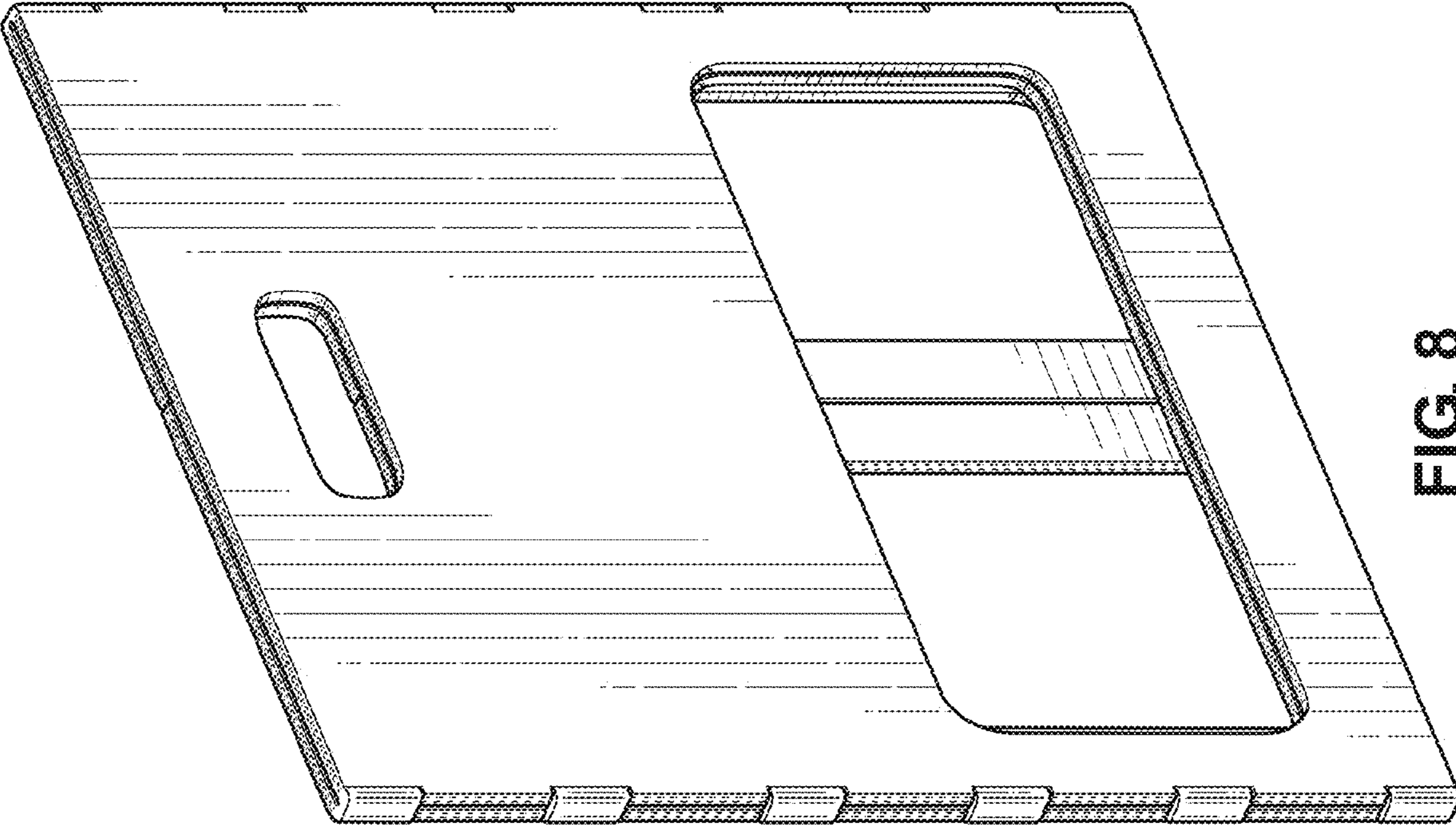


FIG. 8