



US00D903014S

(12) **United States Design Patent** (10) **Patent No.:** **US D903,014 S**  
**Deutsch** (45) **Date of Patent:** **\*\* Nov. 24, 2020**

(54) **STUFFED ANIMAL**

(71) Applicant: **Bingo Deals Corp.**, Newburgh, NY  
(US)

(72) Inventor: **Jacob Deutsch**, Highland Mills, NY  
(US)

(73) Assignee: **Bingo Deals Corp.**, Newburgh, NY  
(US)

(\*\*) Term: **15 Years**

(21) Appl. No.: **29/741,006**

(22) Filed: **Jul. 9, 2020**

(51) **LOC (12) Cl.** ..... **21-01**

(52) **U.S. Cl.**  
USPC ..... **D21/616**

(58) **Field of Classification Search**  
USPC ..... D6/598; D11/158–159, 162;  
D21/576–596, 616; 180/8.6; D3/211,  
D3/235, 270–271.2; D9/602–604  
CPC ... A63H 3/00; A63H 3/02; A63H 3/04; A63H  
3/16; A63H 3/28; A63H 3/36; A63H  
7/06; A63H 11/00; A63H 11/10; A63H  
11/20; A63H 11/205; A63H 13/00; A63H  
13/02; A63H 33/04; A63H 33/08; A63H  
33/042; A63H 23/10; A63H 5/00  
See application file for complete search history.

(56) **References Cited**

U.S. PATENT DOCUMENTS

1,543,351 A \* 6/1925 Webb ..... A63H 3/00  
446/369

D83,930 S \* 4/1931 Slesinger ..... D21/616

D147,988 S \* 11/1947 Pierce ..... D21/616

D308,084 S 5/1990 Smith et al.

D324,302 S \* 3/1992 Schneck ..... D21/616

D406,717 S \* 3/1999 Rosenstadt ..... D21/616

D470,900 S 2/2003 Steele-Kurtin et al.

D499,455 S \* 12/2004 Oberhofer ..... D21/616

D519,580 S 4/2006 Neff

D570,929 S \* 6/2008 Gibson ..... D21/595

D604,085 S \* 11/2009 Wen ..... D21/616

D610,631 S \* 2/2010 Brown ..... D21/595

D646,730 S 10/2011 Burch

(Continued)

*Primary Examiner* — Sandra L Morris  
(74) *Attorney, Agent, or Firm* — Bochner IP; Andrew D. Bochner

(57) **CLAIM**

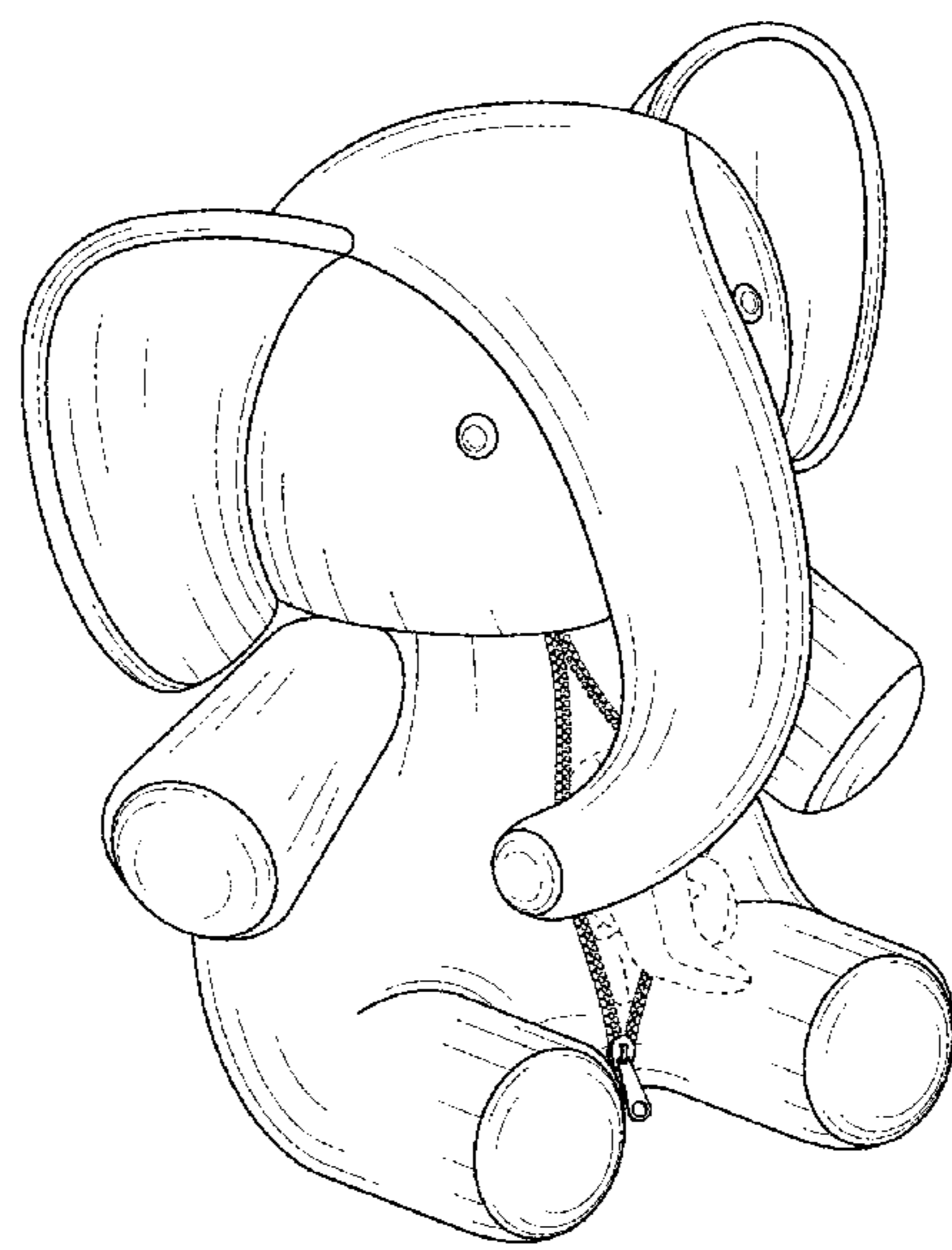
The ornamental design for a stuffed animal, as shown and described.

**DESCRIPTION**

FIG. 1 is a top, front, left side perspective view of the stuffed animal with a zipper in a closed position;  
FIG. 2 is a bottom, rear, left side perspective view thereof;  
FIG. 3 is a front view thereof;  
FIG. 4 is a rear view thereof;  
FIG. 5 is a left side view thereof;  
FIG. 6 is a right side view thereof;  
FIG. 7 is a top thereof;  
FIG. 8 is a bottom view thereof;  
FIG. 9 is a top, front, left side perspective view of the stuffed animal with the zipper in an open position, illustrating environment;  
FIG. 10 is a top, front, left side perspective view of the stuffed animal with the zipper in an open position;  
FIG. 11 is an additional top, front, left side perspective view of the stuffed animal with the zipper in an open position, illustrating environment; and,  
FIG. 12 is a front view of the second embodiment of the stuffed animal with a transparent trunk and illustrating environment.

In the drawings, the broken lines are for the purpose of illustrating environment only, and form no part of the claimed design.

**1 Claim, 9 Drawing Sheets**



(56)

**References Cited**

U.S. PATENT DOCUMENTS

D753,775	S	4/2016	Majure Maysan	
D788,246	S	5/2017	George, II et al.	
D812,155	S	3/2018	Simms	
D822,130	S	7/2018	Dos Santos	
D863,460	S	* 10/2019	Sarkar .....	D21/616
10,478,738	B1	11/2019	Wong	
2007/0054591	A1	3/2007	Williams et al.	

\* cited by examiner




FIG. 1




FIG. 2

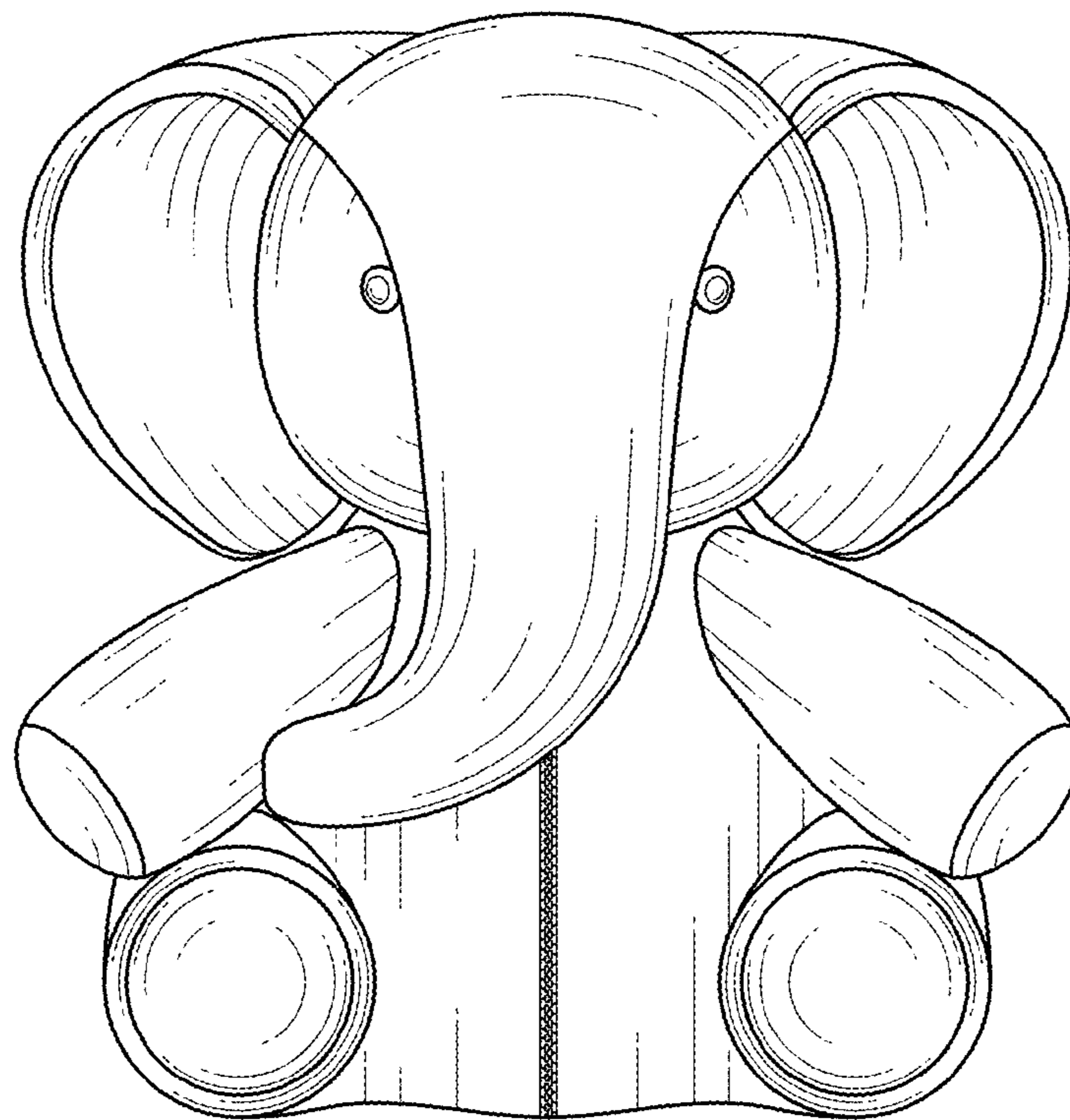


FIG. 3

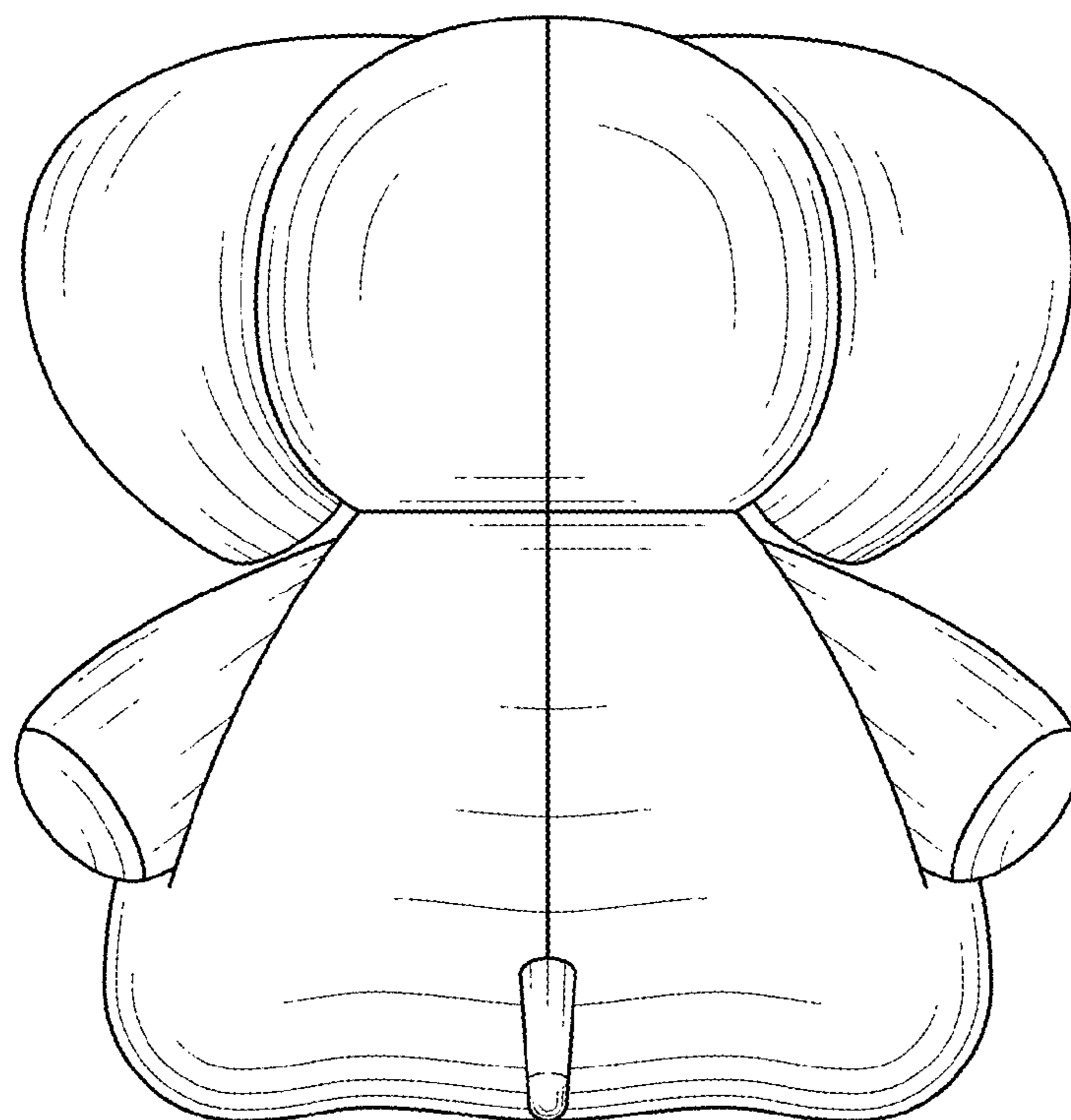


FIG. 4

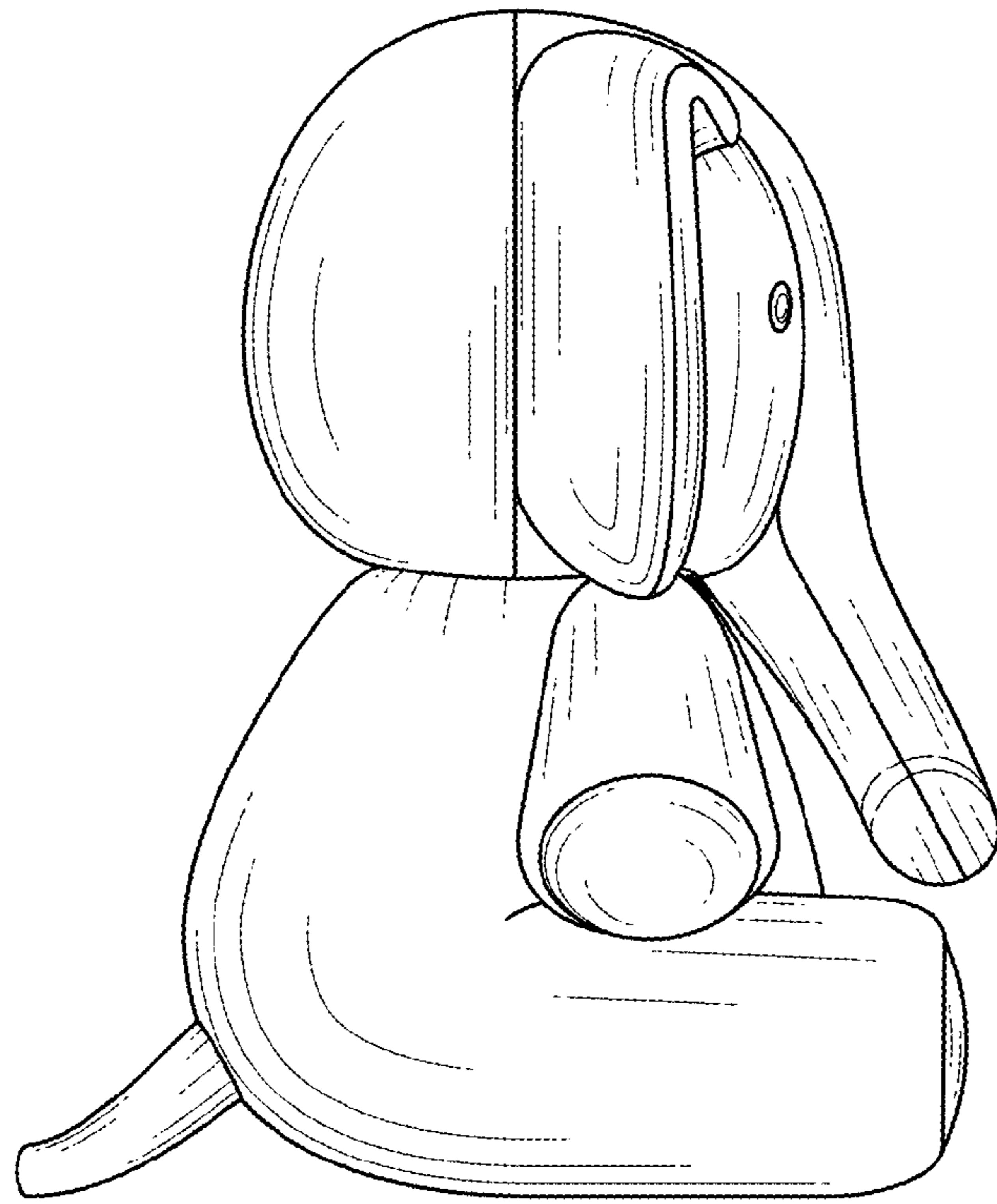


FIG. 5

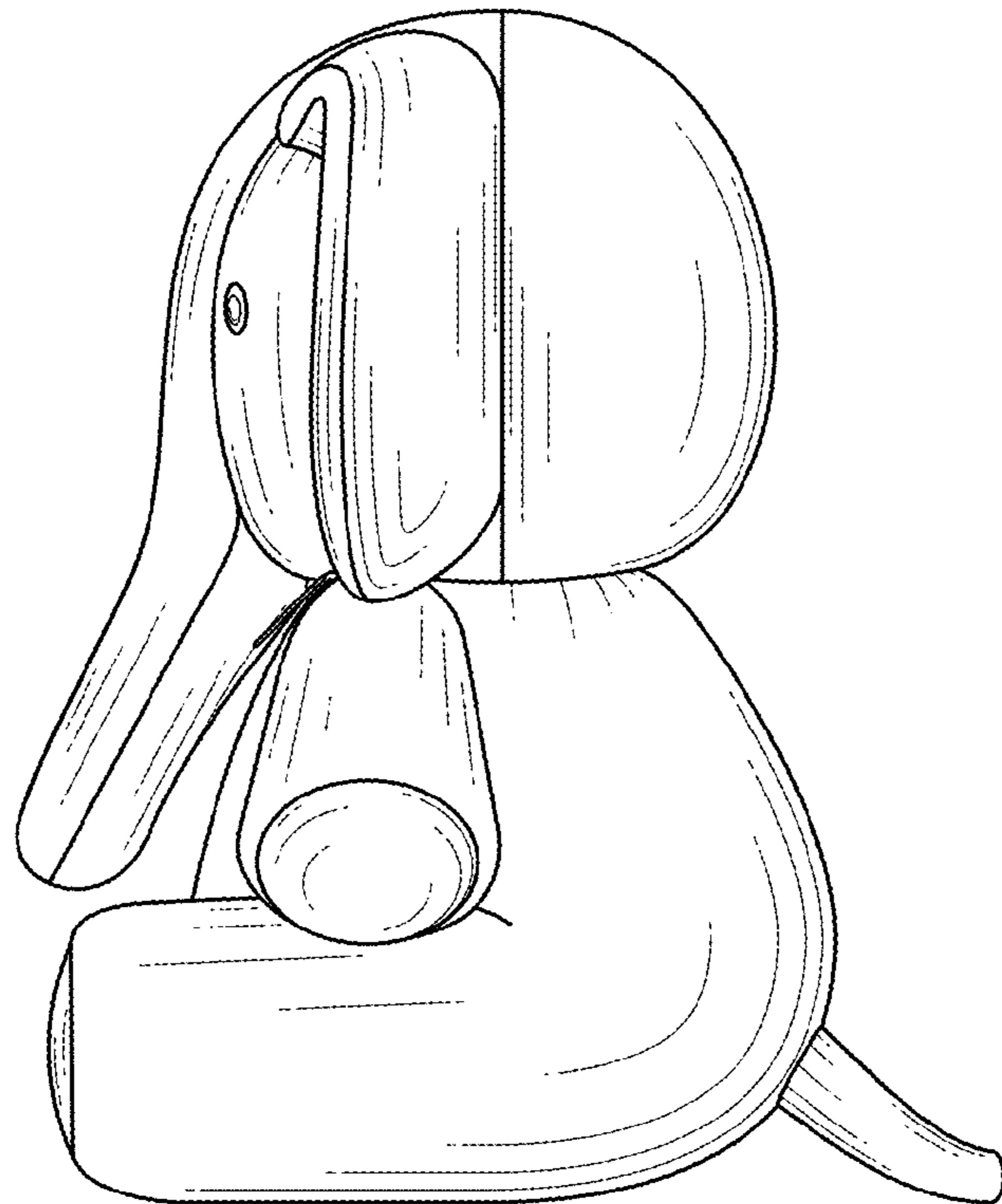


FIG. 6

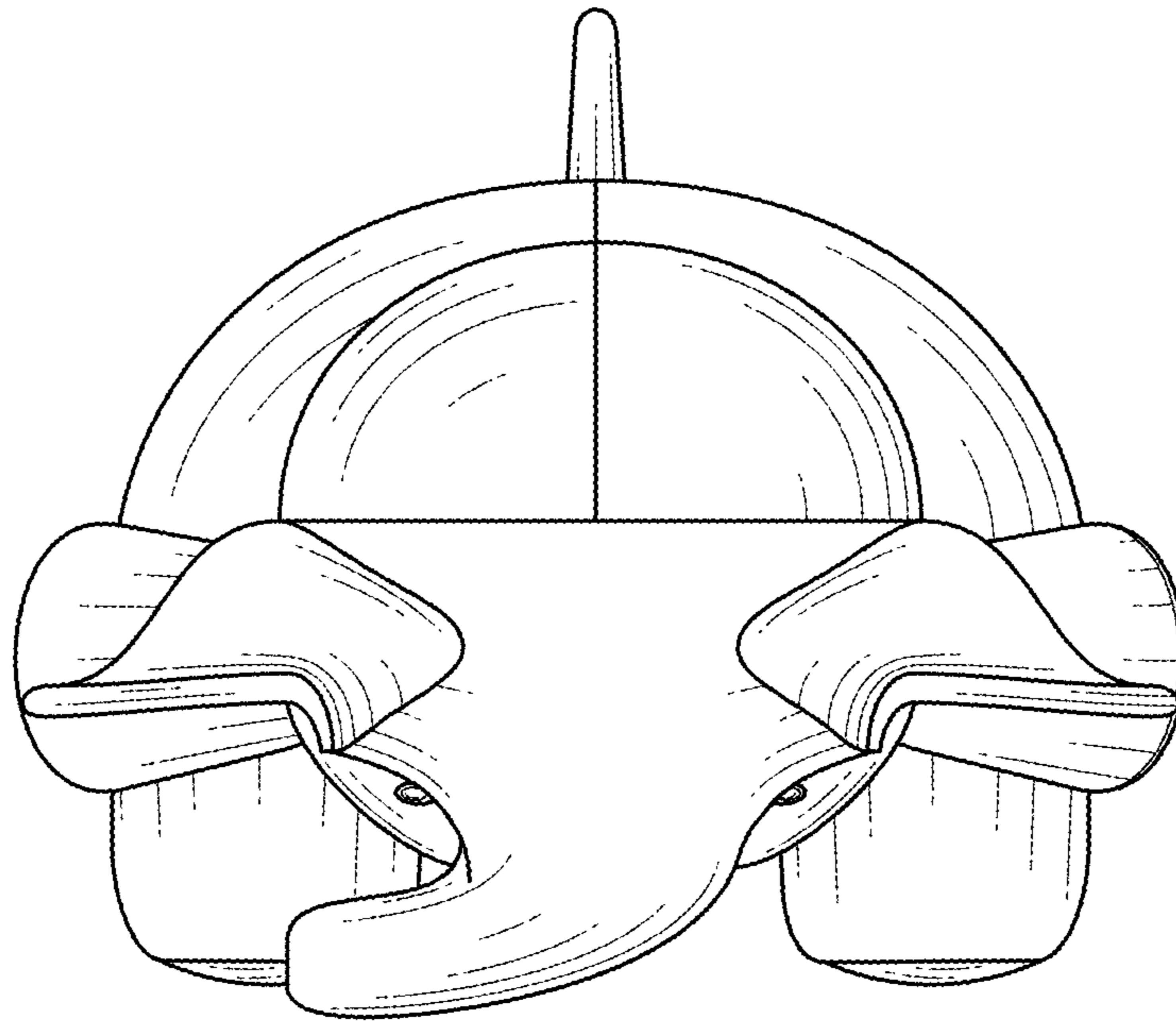


FIG. 7

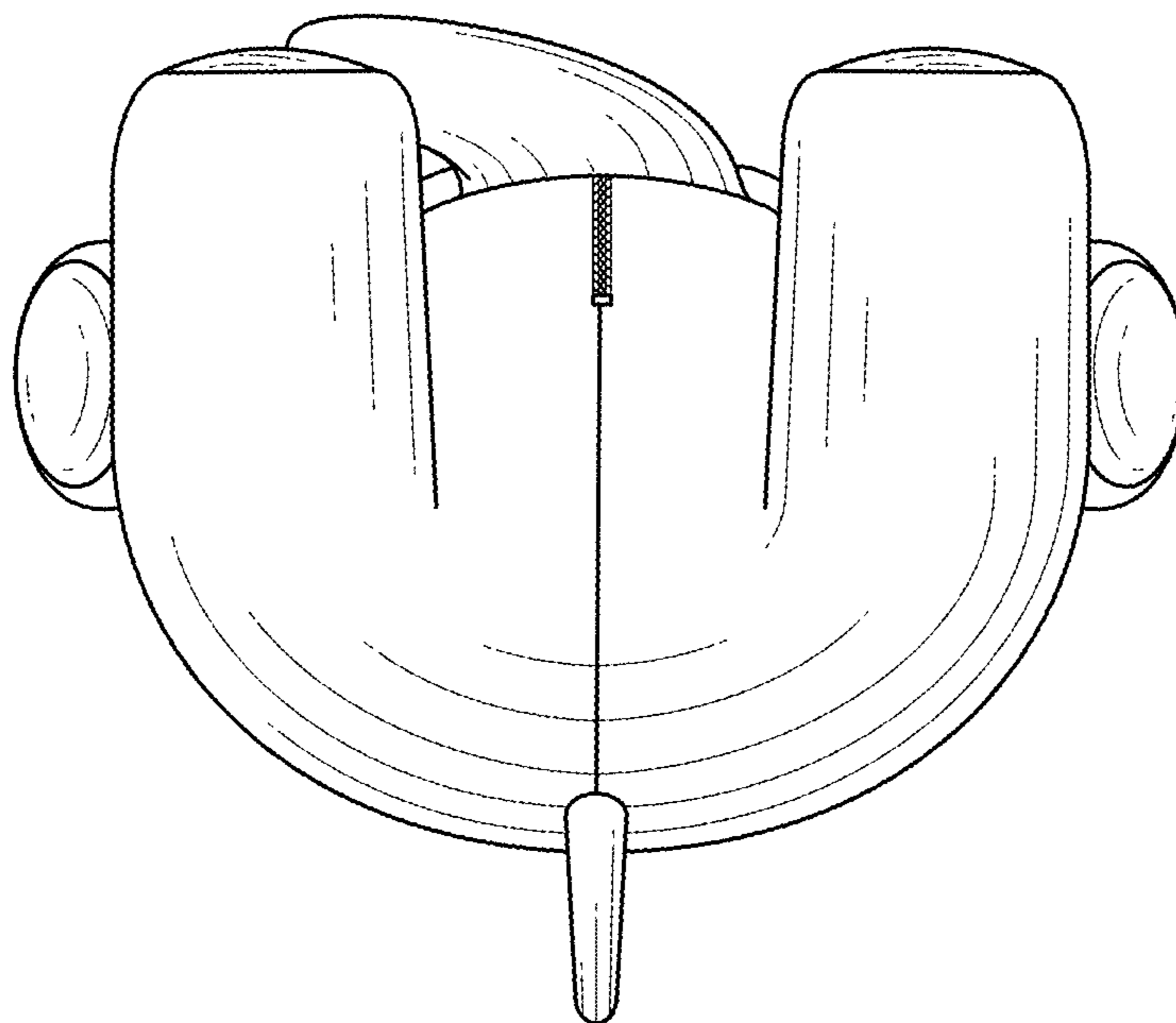


FIG. 8




FIG. 9






FIG. 10




FIG. 11

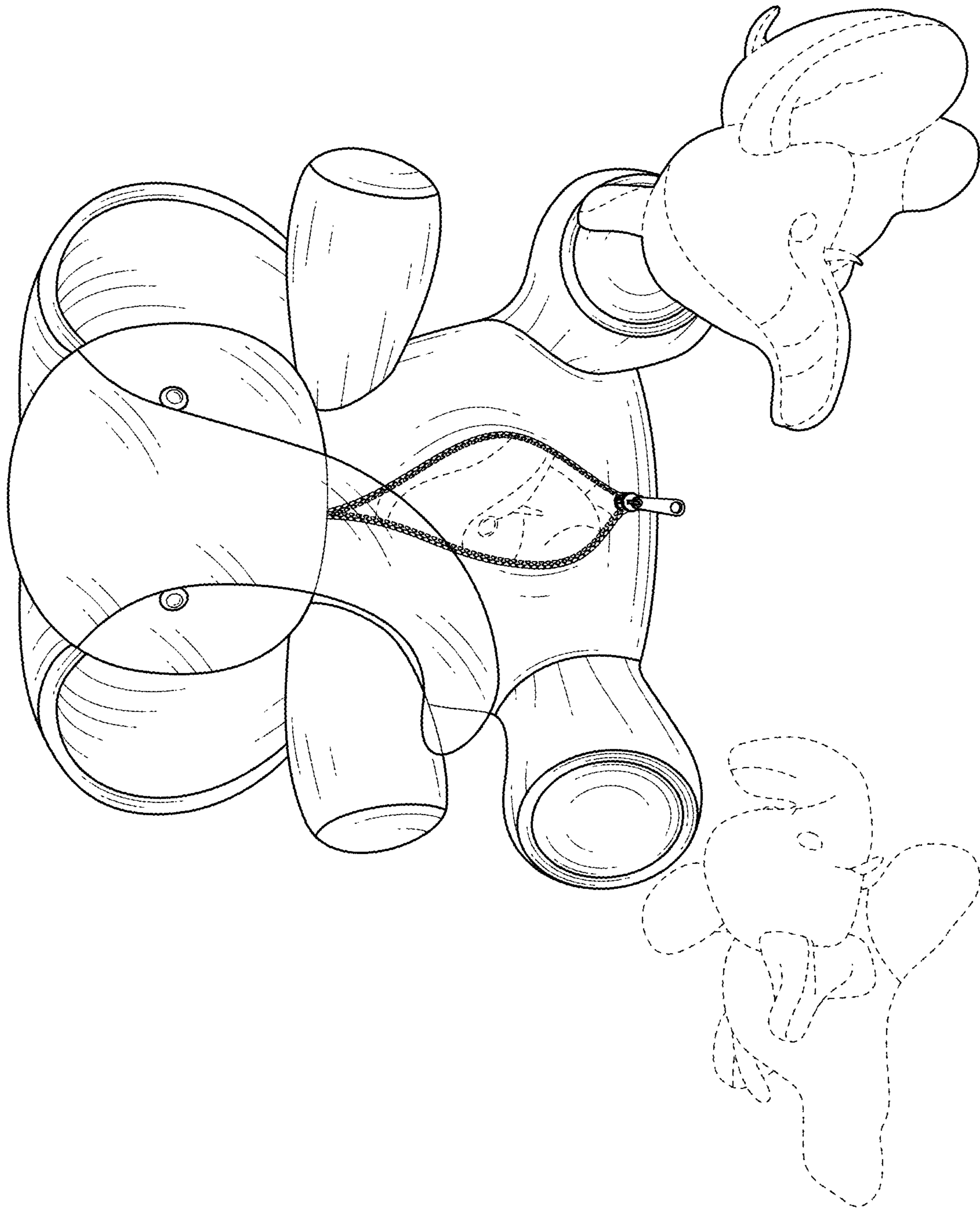


FIG. 12