



US00D903007S

(12) **United States Design Patent** (10) **Patent No.:** **US D903,007 S**
Hardstaff (45) **Date of Patent:** **** Nov. 24, 2020**

(54) **CONSTRUCTIONAL TOY ELEMENT**

(56) **References Cited**

(71) Applicant: **Creative Design Ideas Limited,**
Cirencester (GB)

U.S. PATENT DOCUMENTS

(72) Inventor: **Richard Keith Hardstaff,** Cirencester
(GB)

3,819,188	A *	6/1974	Freedman	A63F 9/12 273/160
5,215,490	A *	6/1993	Szoradi	A63H 33/08 446/115
D387,397	S *	12/1997	Zheng	D21/489
D388,841	S *	1/1998	Zheng	D21/491
D407,765	S *	4/1999	Zheng	D21/491
D588,651	S *	3/2009	Sinisi	D21/501
D598,505	S *	8/2009	Sinisi	D21/501
D713,474	S *	9/2014	Roberson	D21/484
D832,937	S *	11/2018	Dumphy	D21/500
D834,104	S *	11/2018	Bilodeau	D21/484
D843,493	S *	3/2019	Dumphy	D21/499
D851,180	S *	6/2019	Pihl	D21/491
D853,455	S *	7/2019	Pagh	D15/89
D857,111	S *	8/2019	Pihl	D21/485
D857,115	S *	8/2019	Bilodeau	D21/500
D859,539	S *	9/2019	Dumphy	D21/500
D868,904	S *	12/2019	Molgaard	D21/500
D872,807	S *	1/2020	Lowsky	D21/455

(73) Assignee: **CREATIVE DESIGN IDEAS LIMITED,** Gloucestershire (GB)

(**) Term: **15 Years**

(21) Appl. No.: **35/507,336**

(22) Filed: **Feb. 7, 2019**

(80) **Hague Agreement Data**

Int. Filing Date: **Feb. 7, 2019**
Int. Reg. No.: **DM/202451**
Int. Reg. Date: **Feb. 7, 2019**
Int. Reg. Pub. Date: **Aug. 30, 2019**

* cited by examiner

(51) **LOC (12) Cl.** **21-01**

Primary Examiner — Khawaja Anwar

(52) **U.S. Cl.**
USPC **D21/500**

(74) *Attorney, Agent, or Firm* — King & Schickli, PLLC

(58) **Field of Classification Search**
USPC D21/478, 479, 484, 485–505
CPC .. E04B 1/343; E04B 1/34315; E04B 1/34869;
E04B 2001/34389; E04H 1/005; E04H
1/12; E04H 2005/005; E04H 5/00; A63H
15/06; A63H 2200/00; A63H 30/04;
A63H 33/26; A63H 11/00; A63H 13/02;
A63H 15/08; A63H 17/00; A63H 17/25;
A63H 17/26; A63H 17/262; A63H 1/00;
A63H 1/02; A63H 1/04; A63H 27/12;
A63H 29/00; A63H 29/22; A63H 33/00;
A63H 33/003; A63H 33/005; A63H
33/009; A63H 33/042; A63H 33/08;
A63H 33/086; A63H 33/18; A63H 33/30;
A63H 33/3016; A63H 33/42; A63H 3/28;
A63H 5/00

(57) **CLAIM**

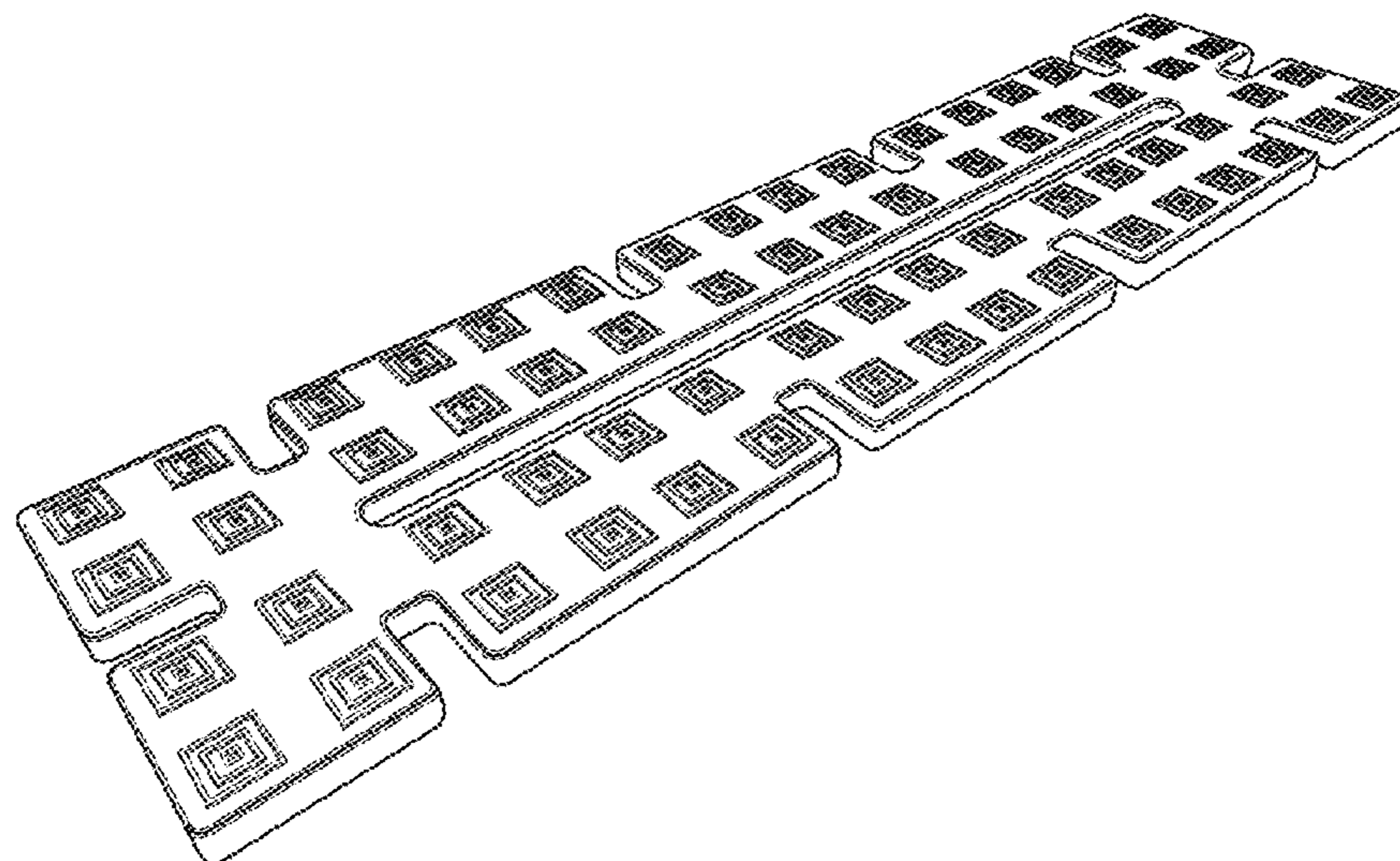
The ornamental design for constructional toy element, as shown and described.

DESCRIPTION

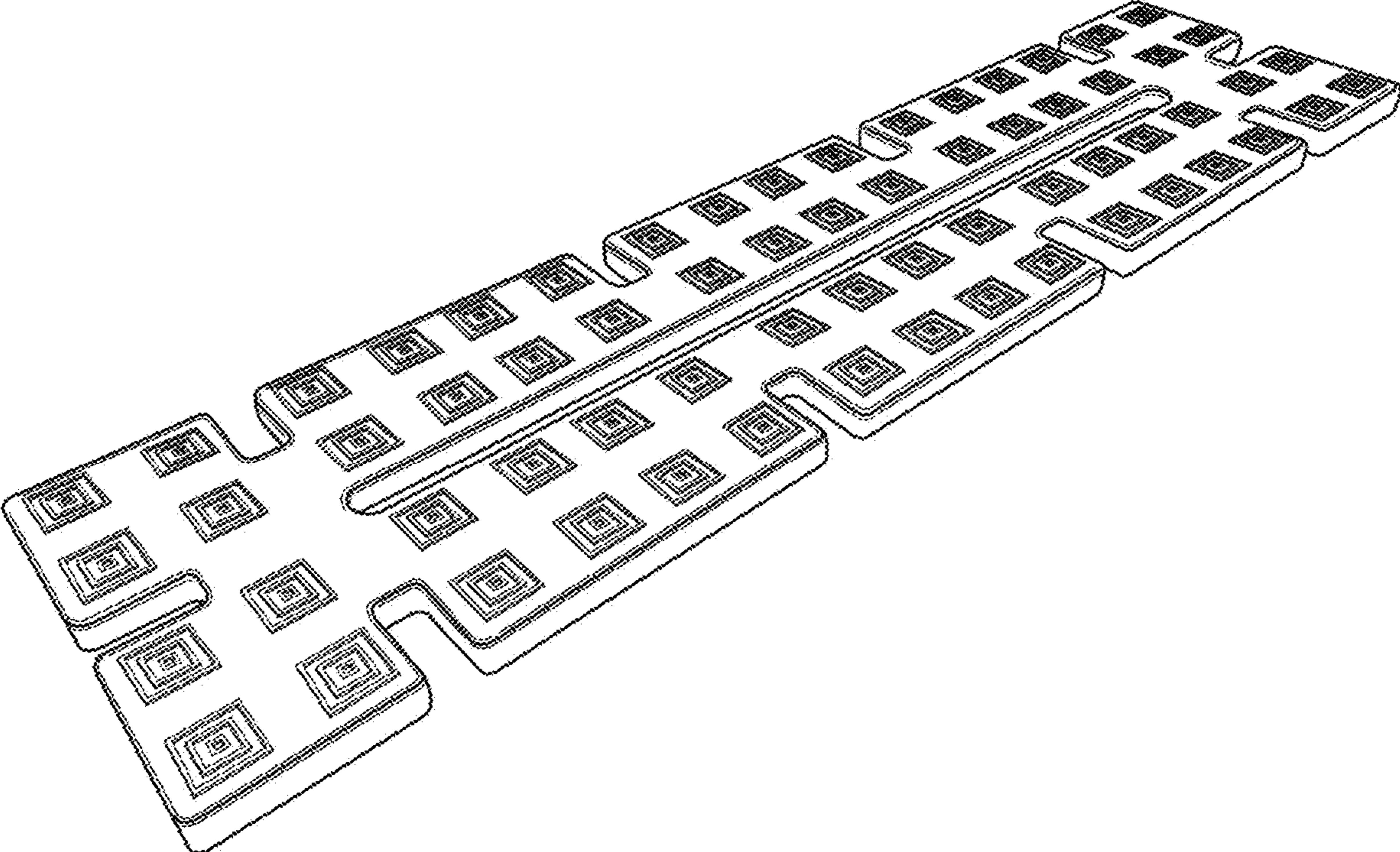
1.1-1.7 Constructional toy element
FIG. 1.1 is a perspective view of a constructional toy element, showing my new design;
FIG. 1.2 is a plan view thereof;
FIG. 1.3 is a another plan view thereof;
FIG. 1.4 is a side elevation view thereof;
FIG. 1.5 is another side elevation view thereof;
FIG. 1.6 is an end elevation view thereof; and
FIG. 1.7 is another end elevation view thereof.

See application file for complete search history.


1 Claim, 7 Drawing Sheets



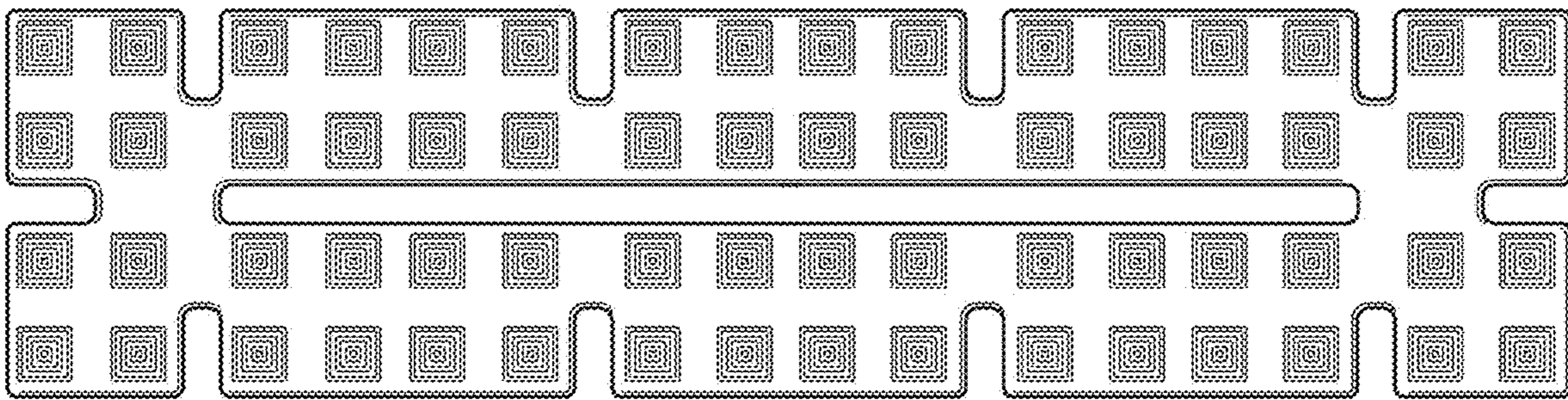
1.1




1.2




1.3



1.4



1.5



1.6



1.7

