



US00D902993S

(12) **United States Design Patent** (10) **Patent No.:** **US D902,993 S**  
**Beeler** (45) **Date of Patent:** **\*\* Nov. 24, 2020**

(54) **VISION ASSISTANCE READING CARD**

(56) **References Cited**

(71) Applicant: **Jon Beeler**, Tampa, FL (US)

U.S. PATENT DOCUMENTS

(72) Inventor: **Jon Beeler**, Tampa, FL (US)

D417,235 S	*	11/1999	Malik	.....	D19/9
D517,073 S	*	3/2006	McDonald	.....	D14/436
D519,513 S	*	4/2006	McDonald	.....	D14/436
D537,080 S	*	2/2007	McDonald	.....	D14/436
D604,359 S	*	11/2009	Santos	.....	D19/9
D636,021 S	*	4/2011	Antonio	.....	D19/10
D696,344 S	*	12/2013	Ehrlich	.....	D19/10
D735,806 S	*	8/2015	Ehrlich	.....	D19/10
D837,878 S	*	1/2019	Lansdale	.....	D19/10

(\*\*) Term: **15 Years**

(21) Appl. No.: **29/691,921**

(22) Filed: **May 21, 2019**

(51) **LOC (12) Cl.** ..... **19-08**

\* cited by examiner

(52) **U.S. Cl.**

USPC ..... **D19/10**

*Primary Examiner* — Abraham Bahta

(58) **Field of Classification Search**

(74) *Attorney, Agent, or Firm* — Sanchelima & Associates, P.A.; Christian Sanchelima; Jesus Sanchelima

USPC ..... D19/1–12, 20–34, 100;  
40/124.01–124.15, 672, 661, 726, 776,  
40/617; 283/72, 74–75, 103, 105–117,  
283/82, 70, 94, 81, 907; 206/449;  
D21/385; D20/10, 22, 27, 40, 42, 11;  
D14/435–437; 235/380, 382, 487, 493,  
235/488; D6/613, 583; 360/2; 702/158,  
702/86, 97, 163, 166, 170  
CPC .... B42D 15/00; B42D 15/022; B42D 15/027;  
B42D 15/042; B42D 15/045; B42D  
25/00; B42D 25/20; B42D 25/30; B42D  
25/23; B42D 25/26; B42D 25/29; B42D  
25/285; B42D 2033/00; B42D 2033/02;  
B42D 2033/04; B42D 2033/08; B42D  
2033/10; B42D 2033/18; B42D 2033/20;  
B42D 2033/22; B42D 2033/28

See application file for complete search history.

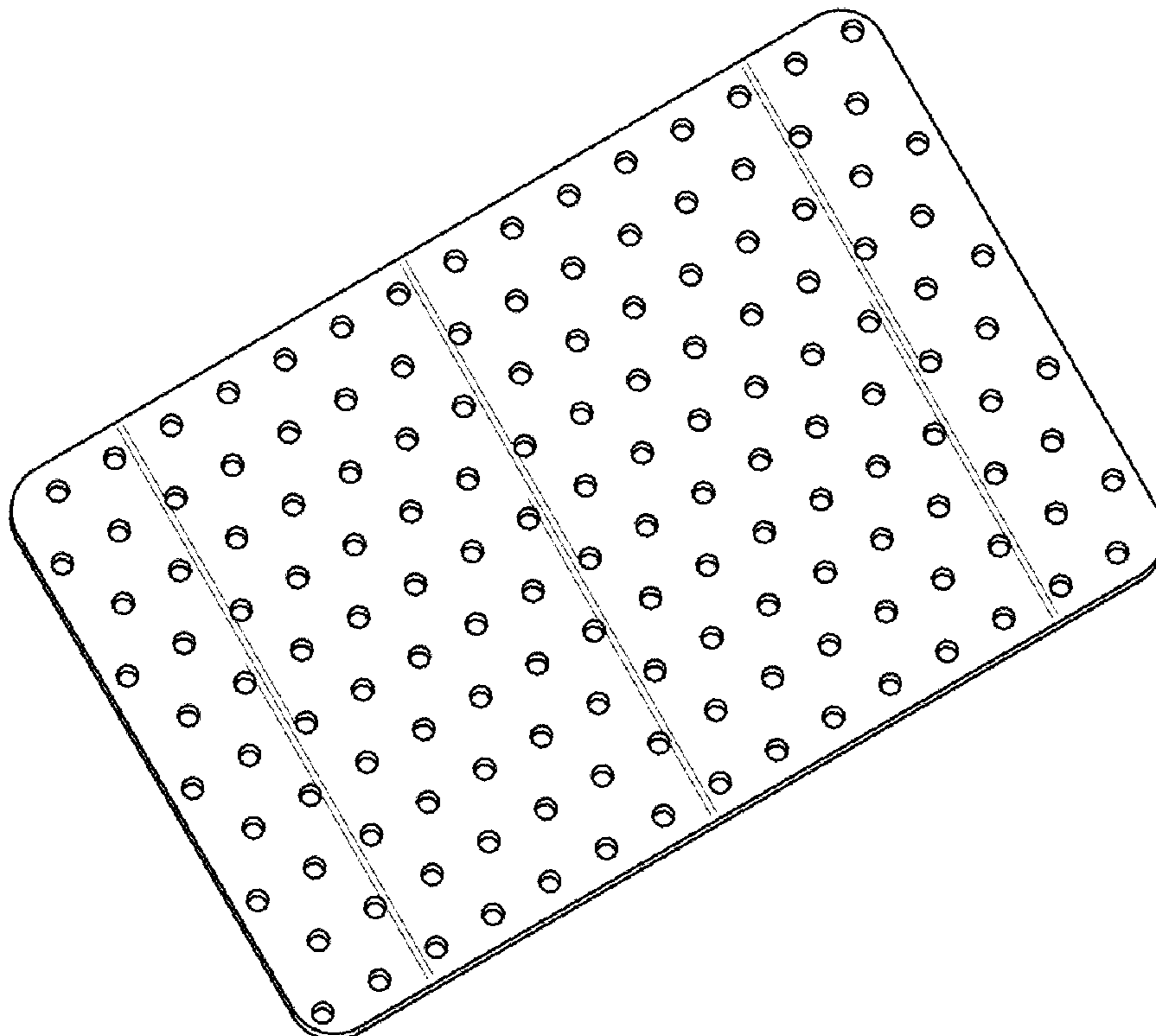
(57) **CLAIM**

The ornamental design for vision assistance reading card, as shown and described.

**DESCRIPTION**

FIG. 1 is an isometric top view of a vision assistance reading card;  
FIG. 2 is a front view thereof;  
FIG. 3 is a rear view thereof;  
FIG. 4 is a left side view thereof;  
FIG. 5 is a right side view thereof;  
FIG. 6 is a top view thereof; and,  
FIG. 7 is a bottom view thereof showing my design.

**1 Claim, 3 Drawing Sheets**



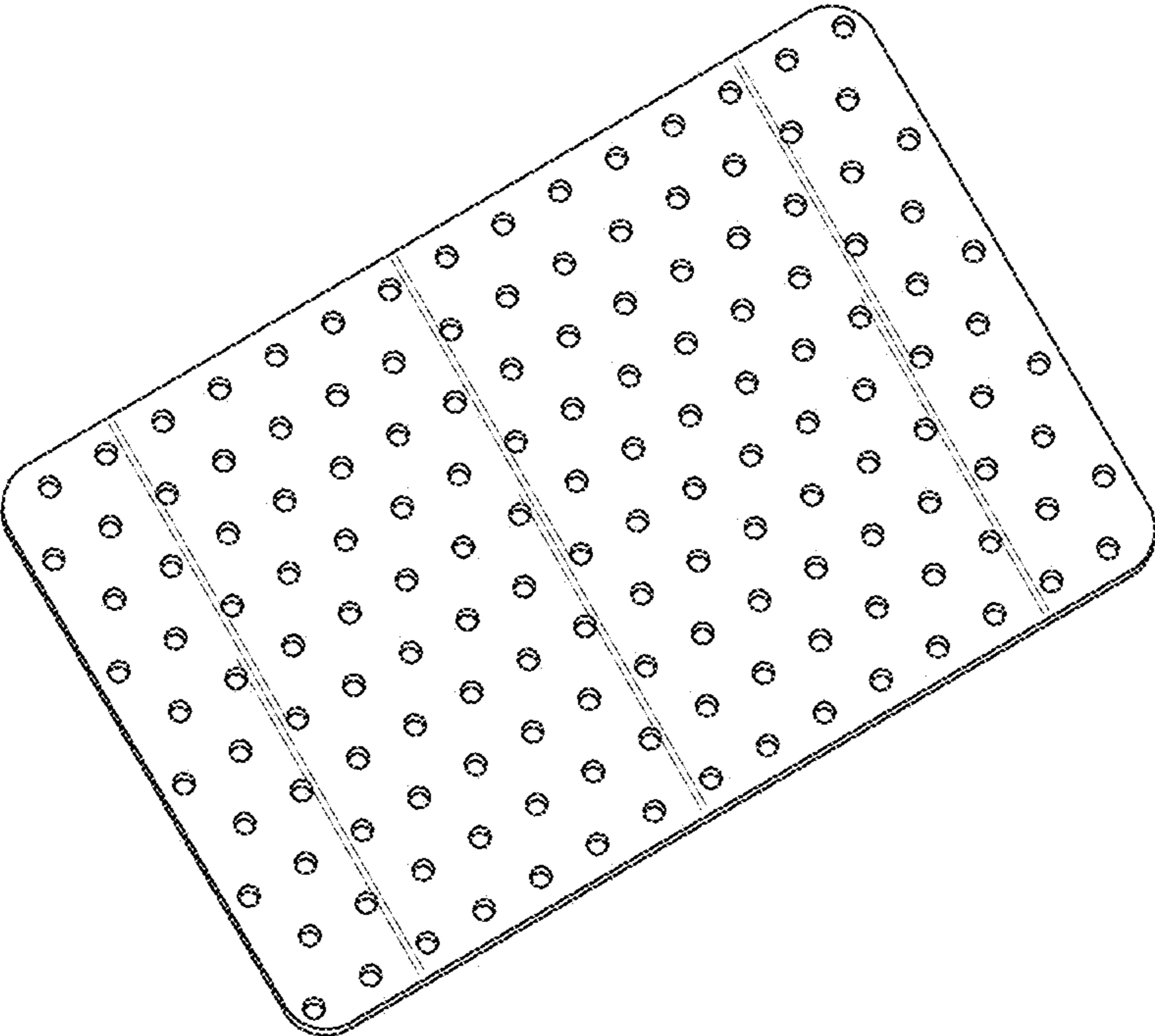


FIG. 1

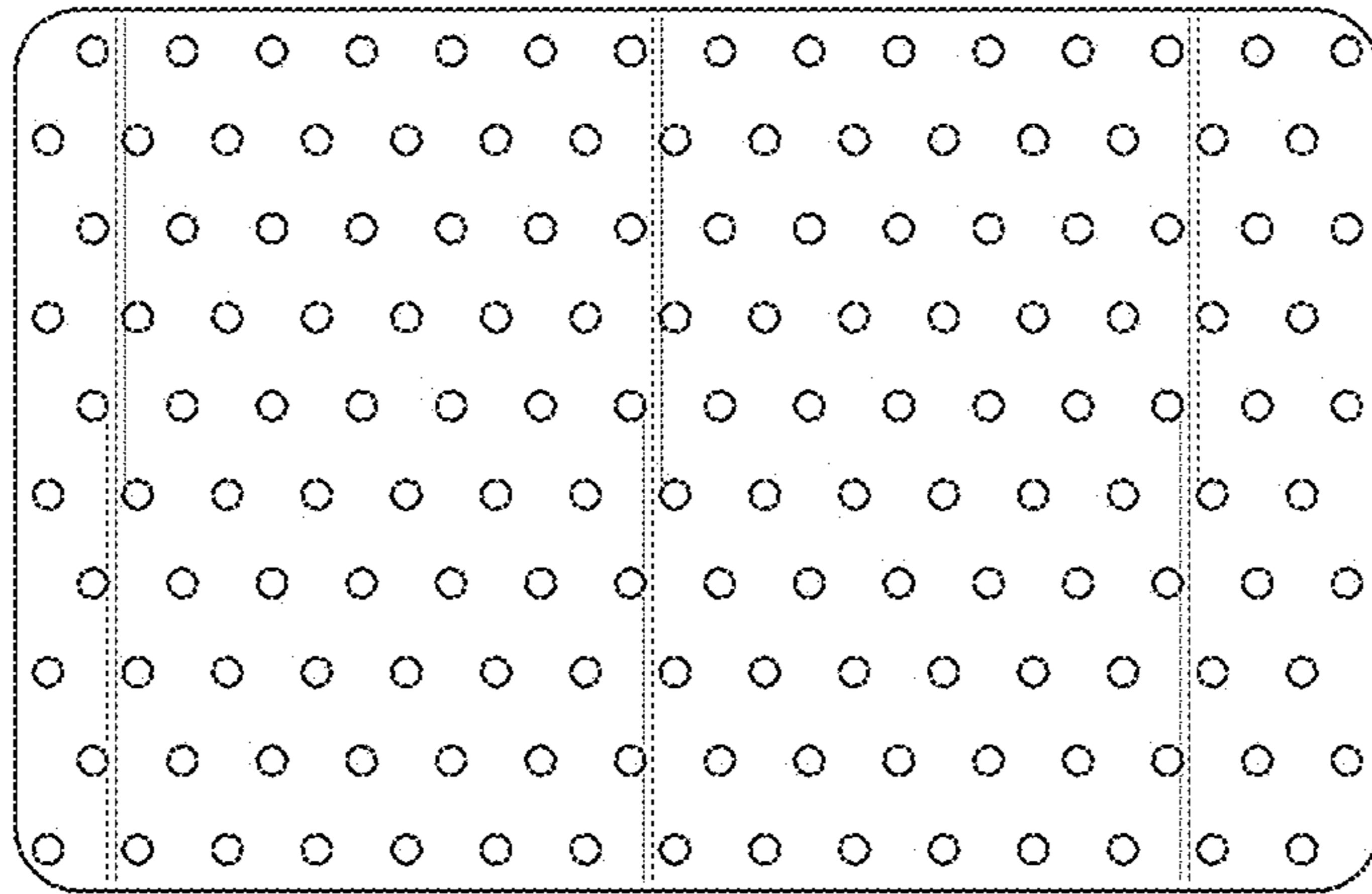


FIG. 2




FIG. 3



FIG. 4

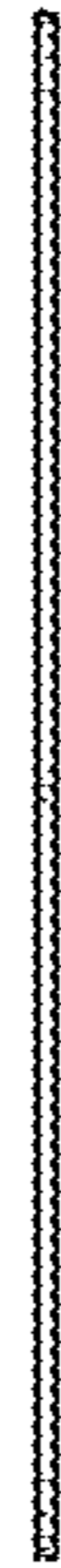


FIG. 5




FIG. 6




FIG. 7