



US00D902992S

(12) **United States Design Patent** (10) **Patent No.:** **US D902,992 S**
Wang et al. (45) **Date of Patent:** **** Nov. 24, 2020**

(54) **GIFT CARD HOLDER**

- (71) Applicant: **Amazon Technologies, Inc.**, Seattle, WA (US)
- (72) Inventors: **Shan Wang**, Seattle, WA (US); **Manish R. Bansal**, Snoqualmie, WA (US); **Steven Karlson**, Shoreline, WA (US); **Neal Peterson Rothfuss**, Seattle, WA (US); **Suhag Saraiya**, Issaquah, WA (US)
- (73) Assignee: **Amazon Technologies, Inc.**, Seattle, WA (US)
- (**) Term: **15 Years**
- (21) Appl. No.: **29/668,257**
- (22) Filed: **Oct. 29, 2018**

Related U.S. Application Data

- (62) Division of application No. 29/575,065, filed on Aug. 22, 2016, now Pat. No. Des. 836,715.
- (51) **LOC (12) Cl.** **19-01**
- (52) **U.S. Cl.**
USPC **D19/3**
- (58) **Field of Classification Search**
USPC D19/1-12, 20-34, 100;
40/124.01-124.15, 672, 661, 726, 776,
40/617; 283/82, 70, 94, 81, 904;
206/449, 815; D21/385; D20/10, 22, 27,
D20/40, 42, 11; D14/435-437;
235/380-383, 487, 493, 488
CPC .. B42D 15/022; B42D 15/042; B42D 15/045;
B42D 15/027; B42D 25/00; B42D 25/20;
B42D 25/23; B42D 25/26; B42D 25/29;
B42D 25/30; B42D 25/285; B42D
2033/00; B42D 2033/04; B42D 2033/08;
B42D 2033/10; B42D 2033/16; B42D
2033/18;

(Continued)

(56) **References Cited**

U.S. PATENT DOCUMENTS

- 1,533,869 A * 4/1925 Klopp G09F 3/20
40/649
- 1,979,917 A * 11/1934 Vaughn B65D 27/04
229/72

(Continued)

Primary Examiner — Abraham Bahta
(74) *Attorney, Agent, or Firm* — Lee & Hayes, P.C.

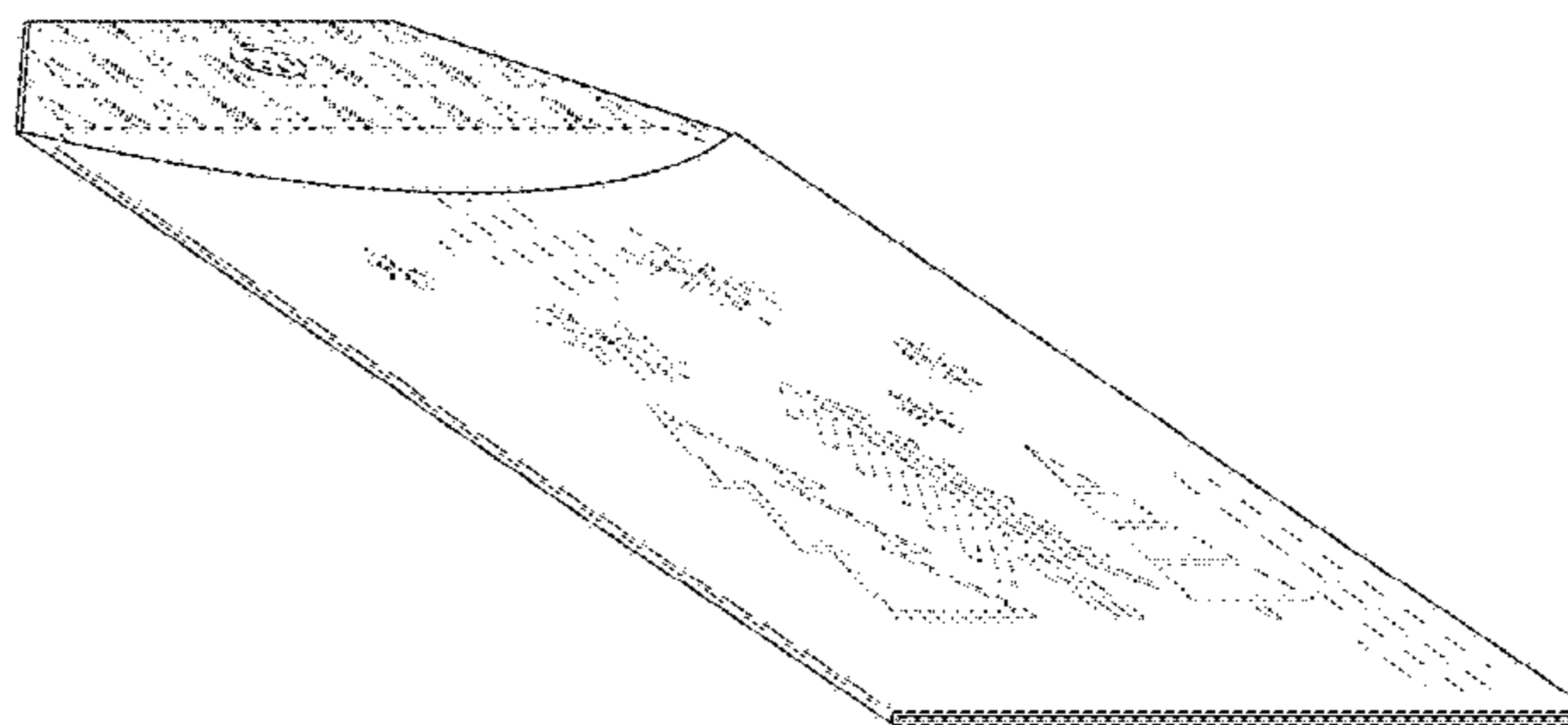
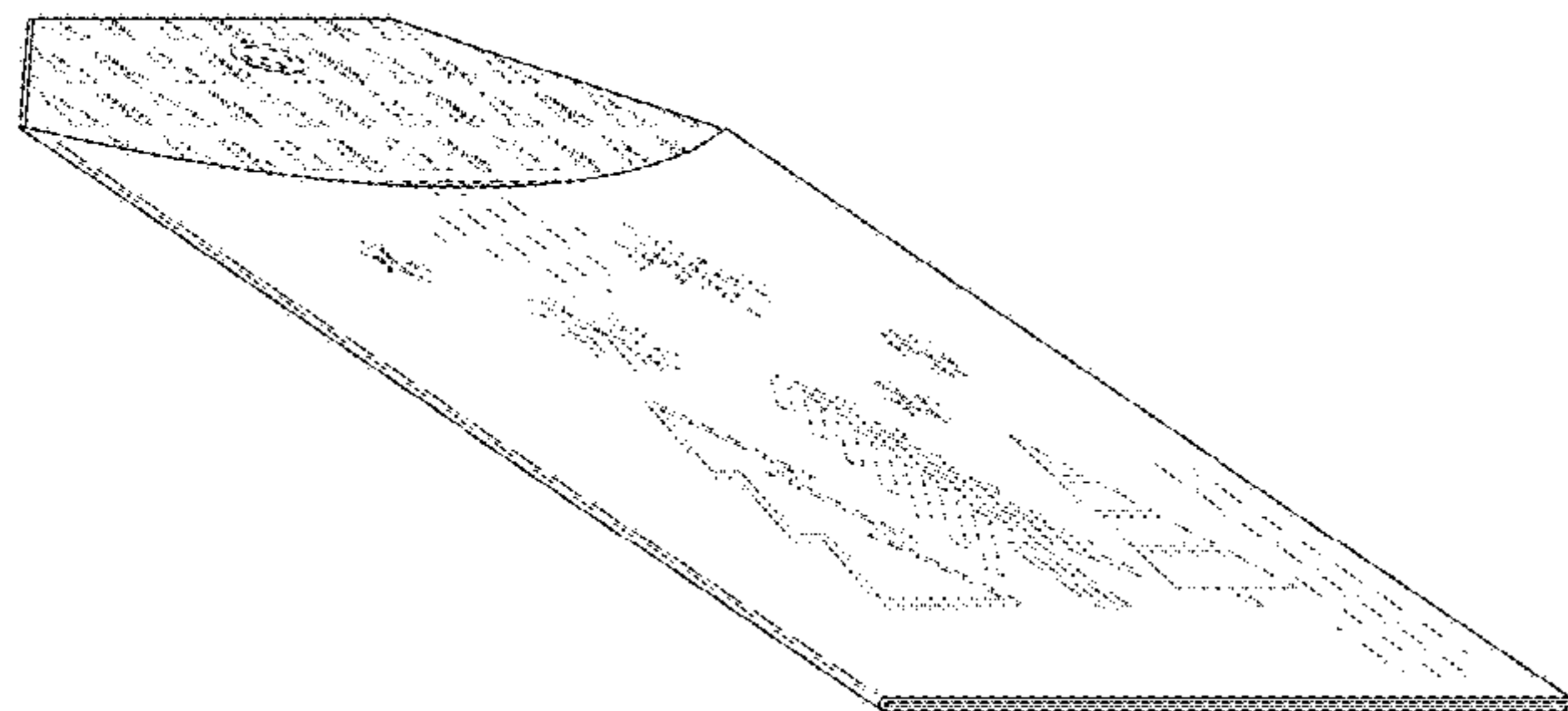
(57) **CLAIM**

The ornamental design for a gift card holder, as shown and described.

DESCRIPTION

FIG. 1 is a first front perspective view of a gift card holder showing our new design;
 FIG. 2 is a back perspective view thereof;
 FIG. 3 is a first front view thereof;
 FIG. 4 is a back view thereof;
 FIG. 5 is a left-side view thereof;
 FIG. 6 is a right-side view thereof;
 FIG. 7 is a top view thereof;
 FIG. 8 is a bottom view thereof;
 FIG. 9 is second front perspective view of the gift card holder with a disclaimed gift card;
 FIG. 10 is a second front view of the gift card holder with a disclaimed gift card;
 FIG. 11 is a first unfolded view of the gift card holder of FIG. 1. The first unfolded view shows the gift card holder in an unfolded state; and,
 FIG. 12 is a second unfolded view of the gift card holder of FIG. 1. The second unfolded view shows the gift card holder in an unfolded state.
 The broken lines depict portions of the gift card holder or environment of the gift card holder which form no part of the claimed design.

1 Claim, 10 Drawing Sheets



(58) **Field of Classification Search**

CPC B42D 2033/20; B42D 2033/22; B42D
2033/28; B42D 2033/30

See application file for complete search history.

(56) **References Cited**

U.S. PATENT DOCUMENTS

1,981,440	A	*	11/1934	Swift	B65D 27/32 229/80
D131,145	S	*	1/1942	Jewell	D19/3
3,889,873	A	*	6/1975	Clough	B65D 27/00 229/72
D339,604	S	*	9/1993	Gerber-Phinny	D19/3
D493,829	S		8/2004	Foster		
D532,452	S		11/2006	Heng et al.		
D622,763	S		8/2010	Lamm et al.		
D652,866	S		1/2012	Sawadogo		
D668,716	S	*	10/2012	Bettinger	D19/3
D688,568	S		8/2013	Noel		
D739,766	S		9/2015	Glass et al.		
D748,978	S		2/2016	Glass et al.		
2013/0074388	A1		3/2013	Glass et al.		

* cited by examiner

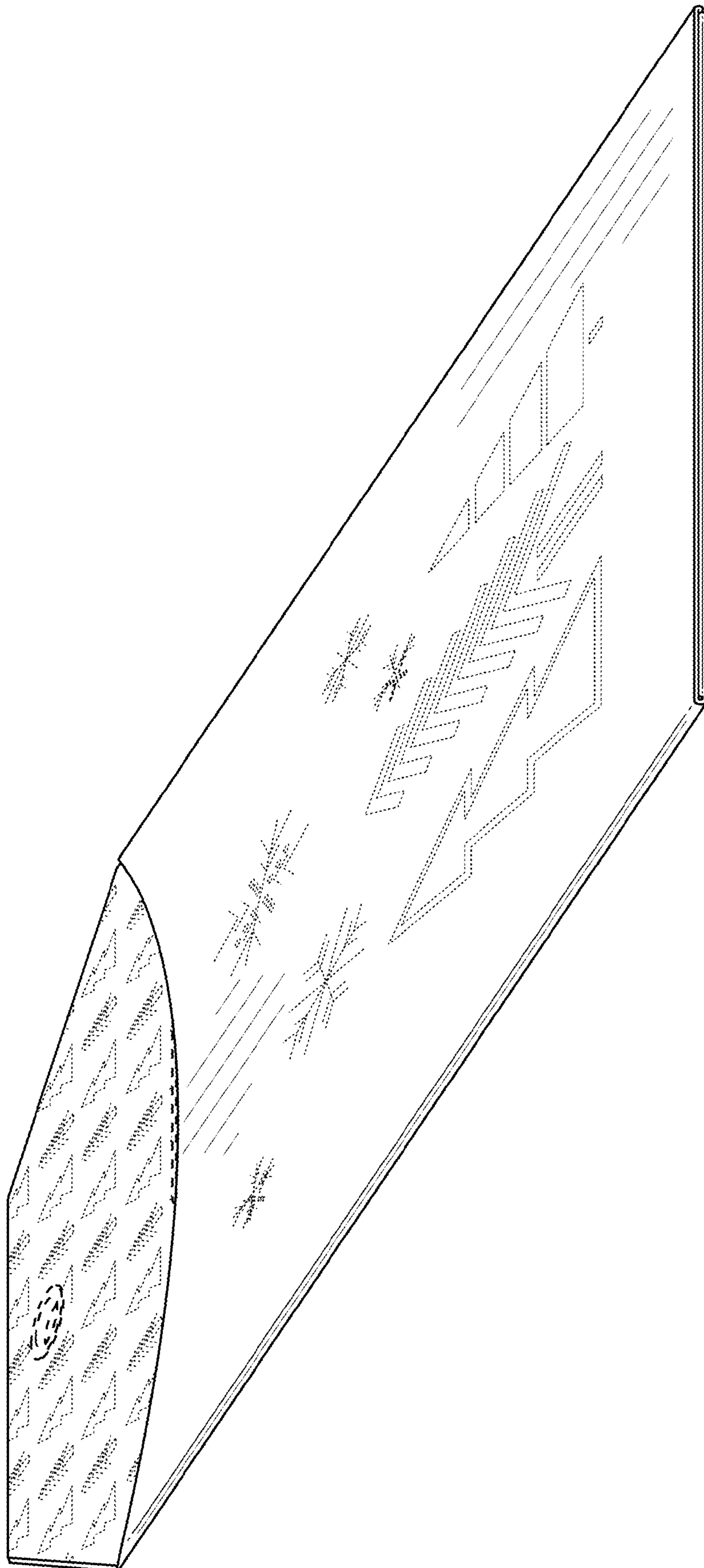


FIG. 1

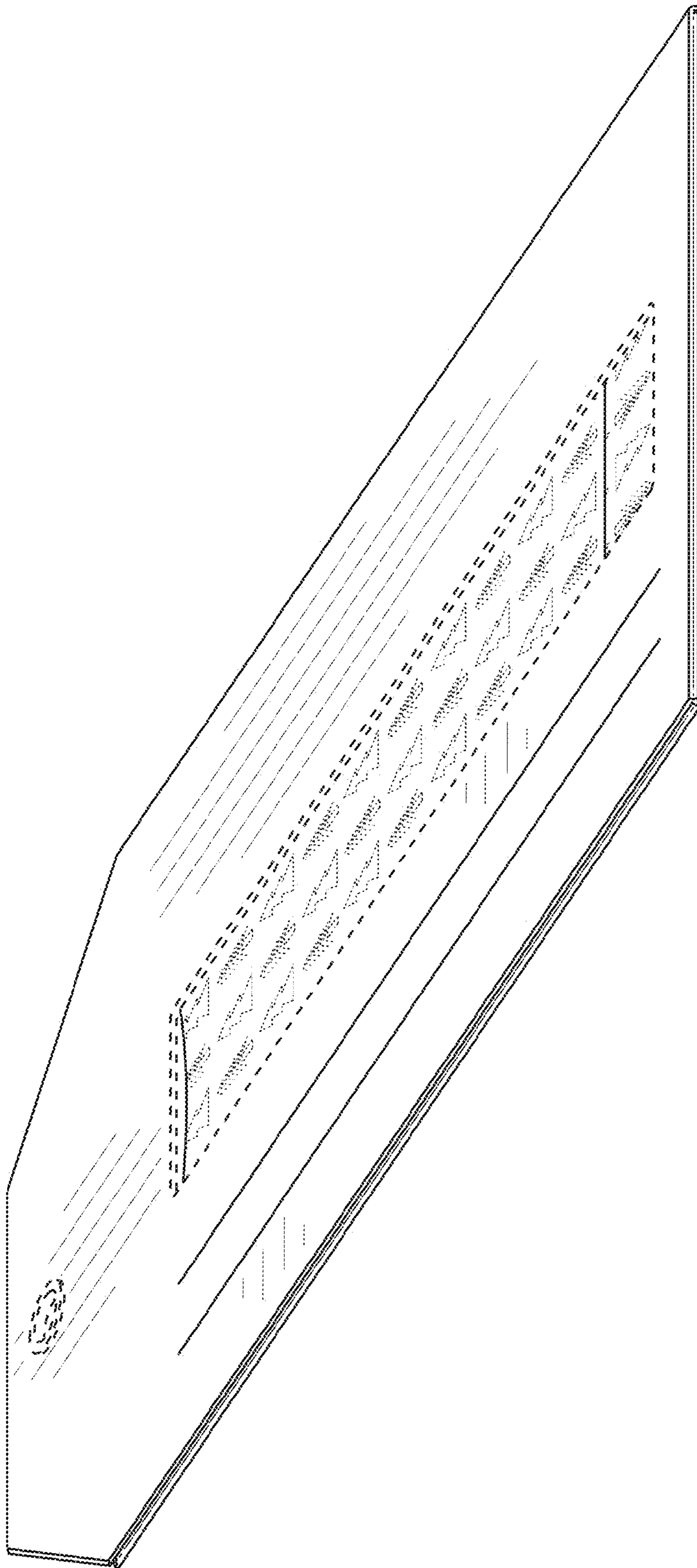


FIG. 2




FIG. 3

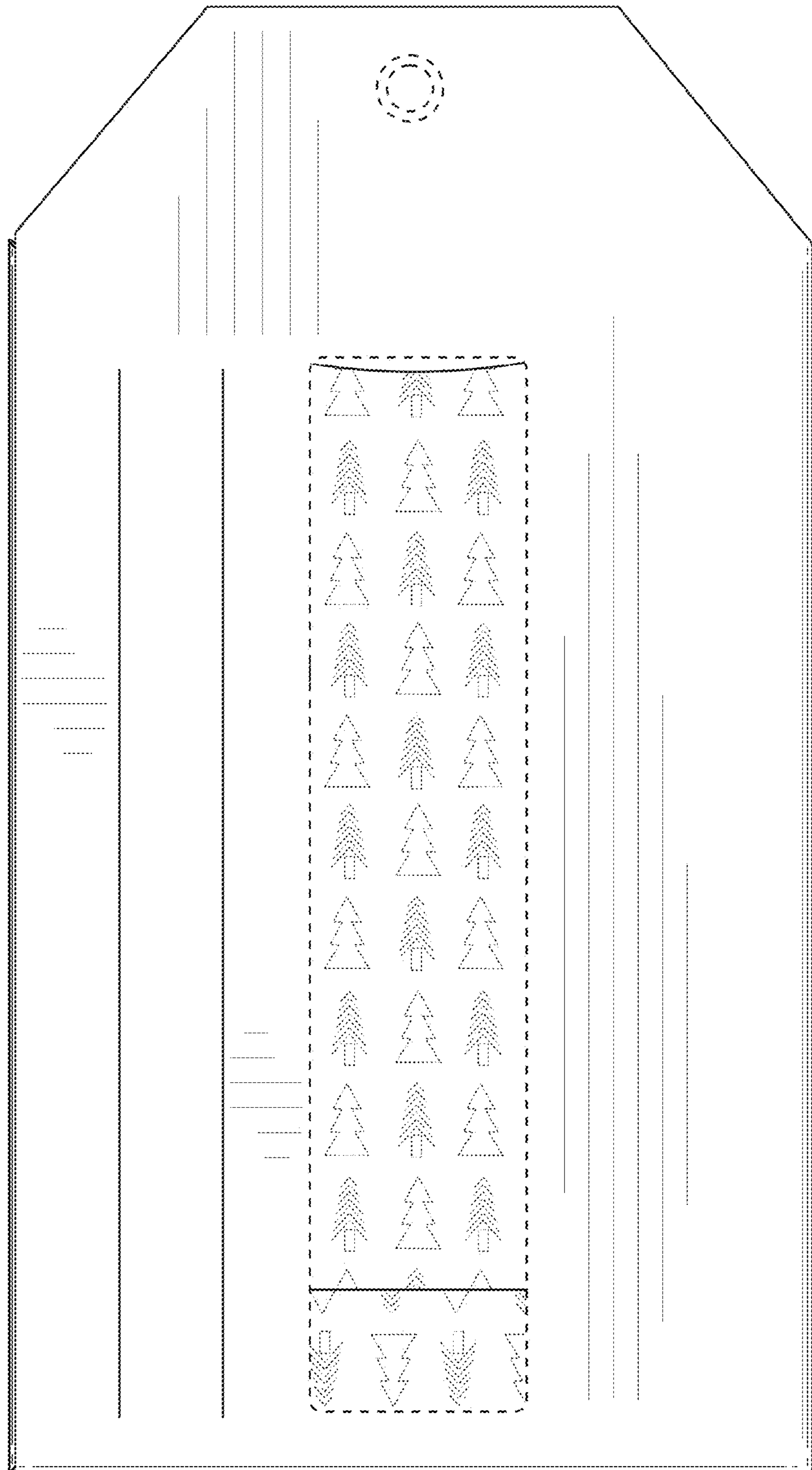


FIG. 4



FIG. 5

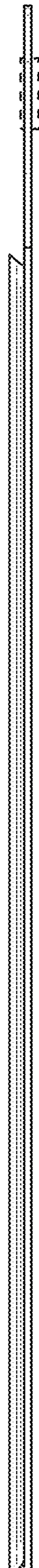


FIG. 6




FIG. 7




FIG. 8

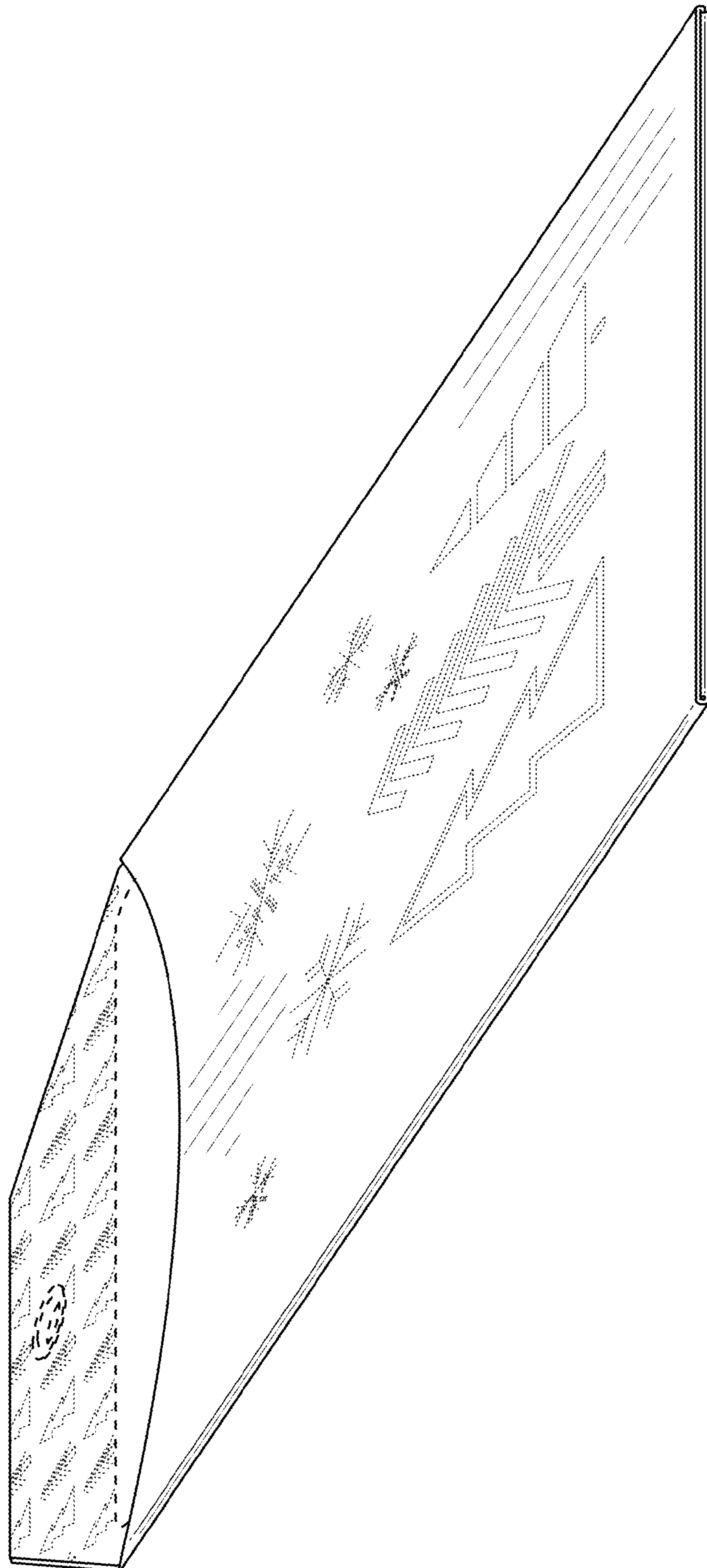


FIG. 9




FIG. 10




FIG. 11

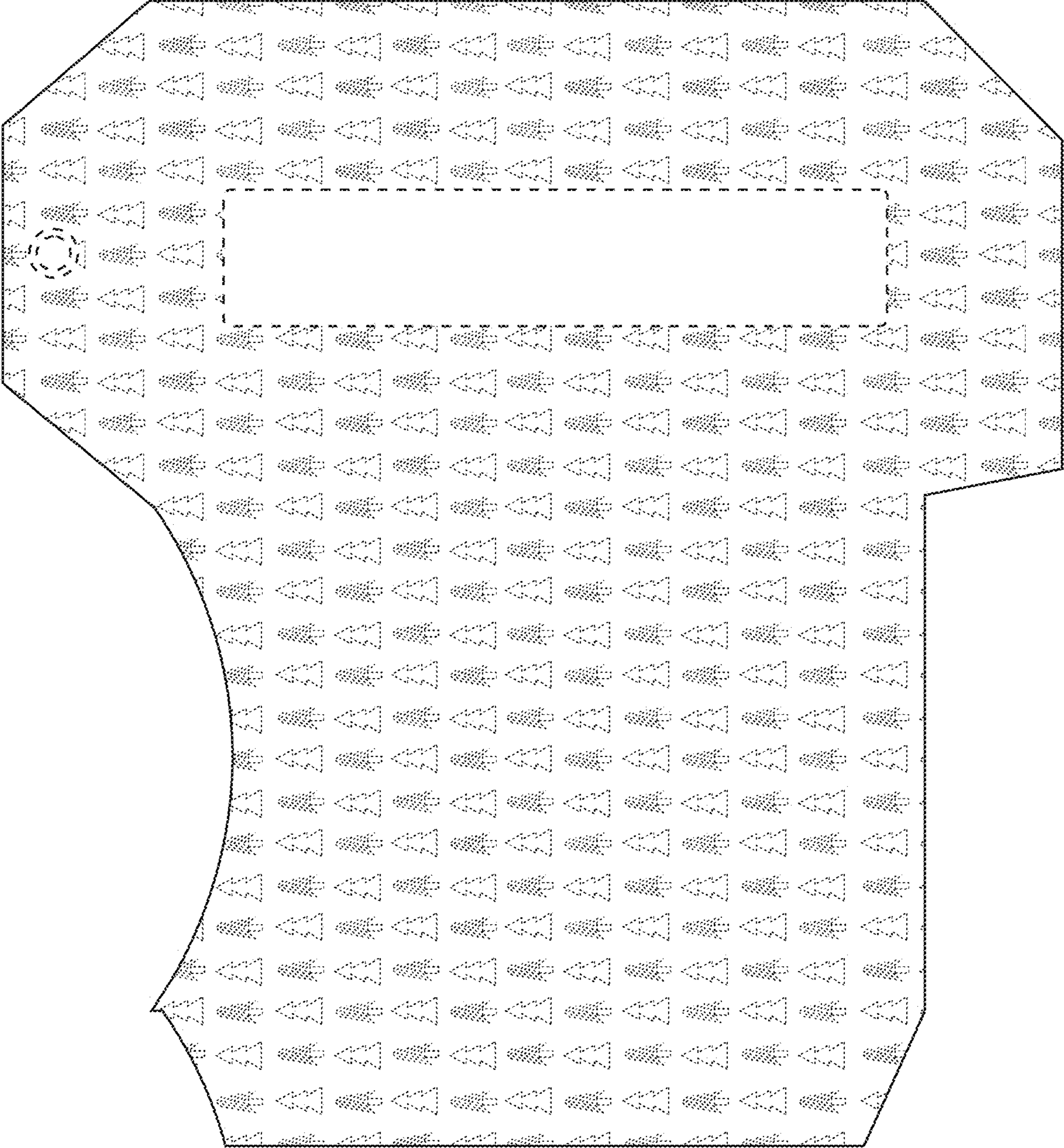


FIG. 12