



US00D902983S

(12) **United States Design Patent** (10) **Patent No.:** **US D902,983 S**
Yin (45) **Date of Patent:** **** Nov. 24, 2020**

(54) **PROJECTOR**
(71) Applicant: **Shen Zhen Ejiale Digital Technology Co., Ltd, Shenzhen (CN)**
(72) Inventor: **Bo Yin, Shenzhen (CN)**
(73) Assignee: **Shen Zhen Ejiale Digital Technology Co., Ltd, Shenzhen (CN)**
(**) Term: **15 Years**
(21) Appl. No.: **29/734,619**
(22) Filed: **May 14, 2020**
(51) **LOC (12) Cl.** **16-02**
(52) **U.S. Cl.**
USPC **D16/231**
(58) **Field of Classification Search**
USPC D16/221, 225, 229-231, 234-235, 203, D16/208; D21/514; D26/4, 51; 353/119, 122
CPC G03B 21/145; G03B 21/142; G03B 21/14; G03B 21/16; G03B 21/00; G03B 21/001; G03B 21/003; G03B 21/12
See application file for complete search history.

2015/0022785 A1* 1/2015 Kinebuchi G03B 21/145 353/52
2017/0299952 A1* 10/2017 Jorgensen G03B 21/145
2018/0084921 A1* 3/2018 Huang G03B 21/145

FOREIGN PATENT DOCUMENTS

CN 305332814 * 5/2018
CN 305337602 * 5/2019
CN 305523889 * 7/2019

OTHER PUBLICATIONS

Projector Projector WIFI USB Mobile Cinema Power Bank Home Theater LED Portable Projector for iPhone 8 X 6 7 7S Plus iPad Gift. Retrieved on Jul. 16, 2020. Retrieved from the Internet: <https://www.aliexpress.com/item/32806260608.html>.*

* cited by examiner

Primary Examiner — Wan Laymon
(74) *Attorney, Agent, or Firm* — True Shepherd LLC; Andrew C. Cheng

(57) **CLAIM**

The ornamental design for projector, as shown and described.

(56) **References Cited**


U.S. PATENT DOCUMENTS

D204,032 S * 3/1966 Herbst et al. D16/234
D605,682 S * 12/2009 Messner D16/225
D635,175 S * 3/2011 Tompkin D16/230
8,061,858 B2 * 11/2011 Belliveau G03B 21/145 353/119
8,955,979 B2 * 2/2015 Velazquez G03B 21/14 353/31
9,405,176 B2 * 8/2016 Kinebuchi G03B 21/16
D777,822 S * 1/2017 Velazquez D16/225
D857,781 S 8/2019 Wang
D863,408 S * 10/2019 Zheng D16/231
D878,451 S * 3/2020 Pigino D16/229
D883,367 S 5/2020 Tanaka et al.
D884,059 S 5/2020 Tanaka et al.

DESCRIPTION

FIG. 1 is a perspective view of a projector showing my new design;
FIG. 2 is another perspective view thereof;
FIG. 3 is a front view thereof;
FIG. 4 is a rear view thereof;
FIG. 5 is a right side view thereof;
FIG. 6 is a left side view thereof;
FIG. 7 is a top plan view thereof; and,
FIG. 8 is a bottom plan view thereof.
The broken lines in the drawings depict portions of the projector that form no part of the claimed design.

1 Claim, 8 Drawing Sheets






FIG. 1

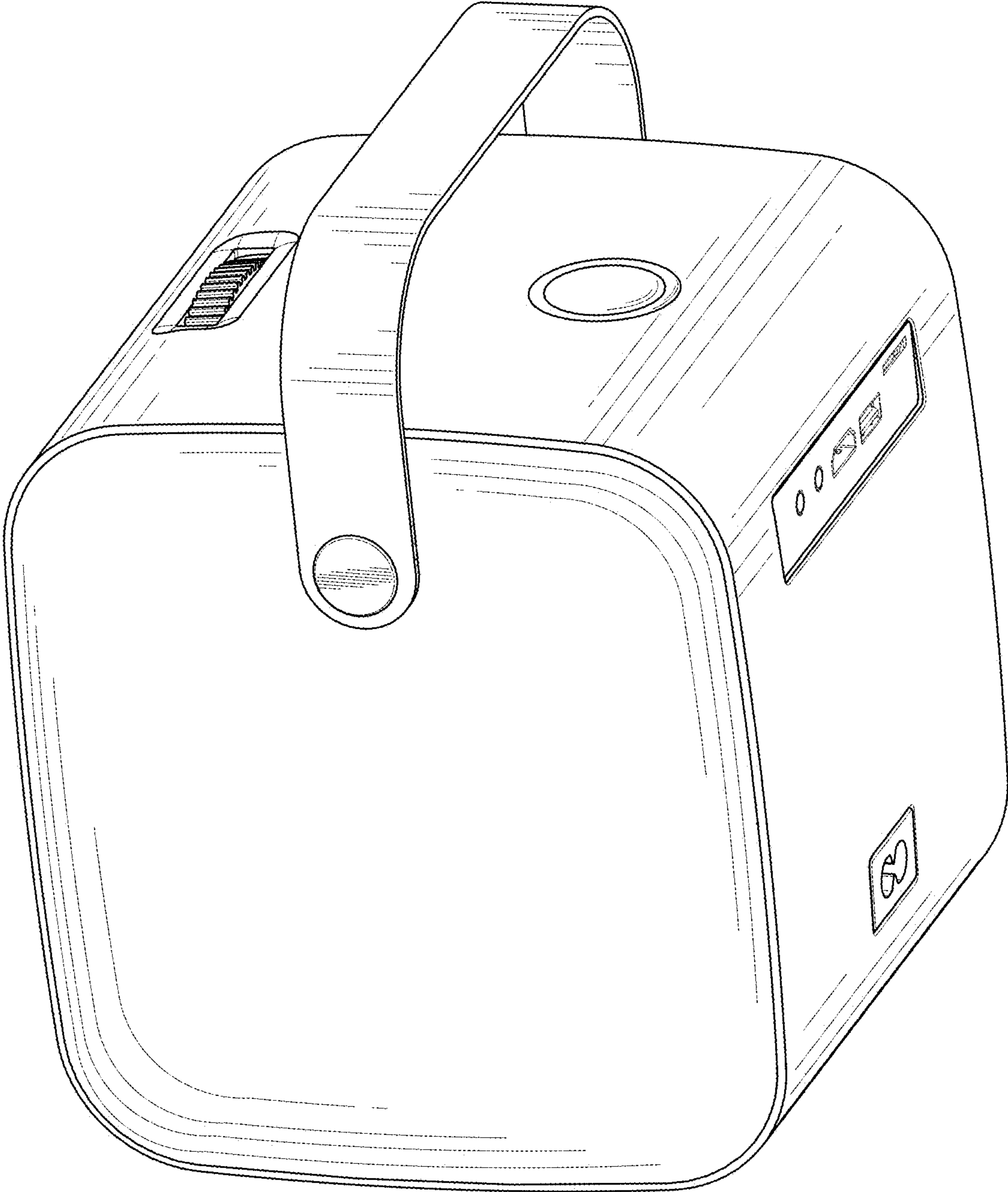


FIG. 2

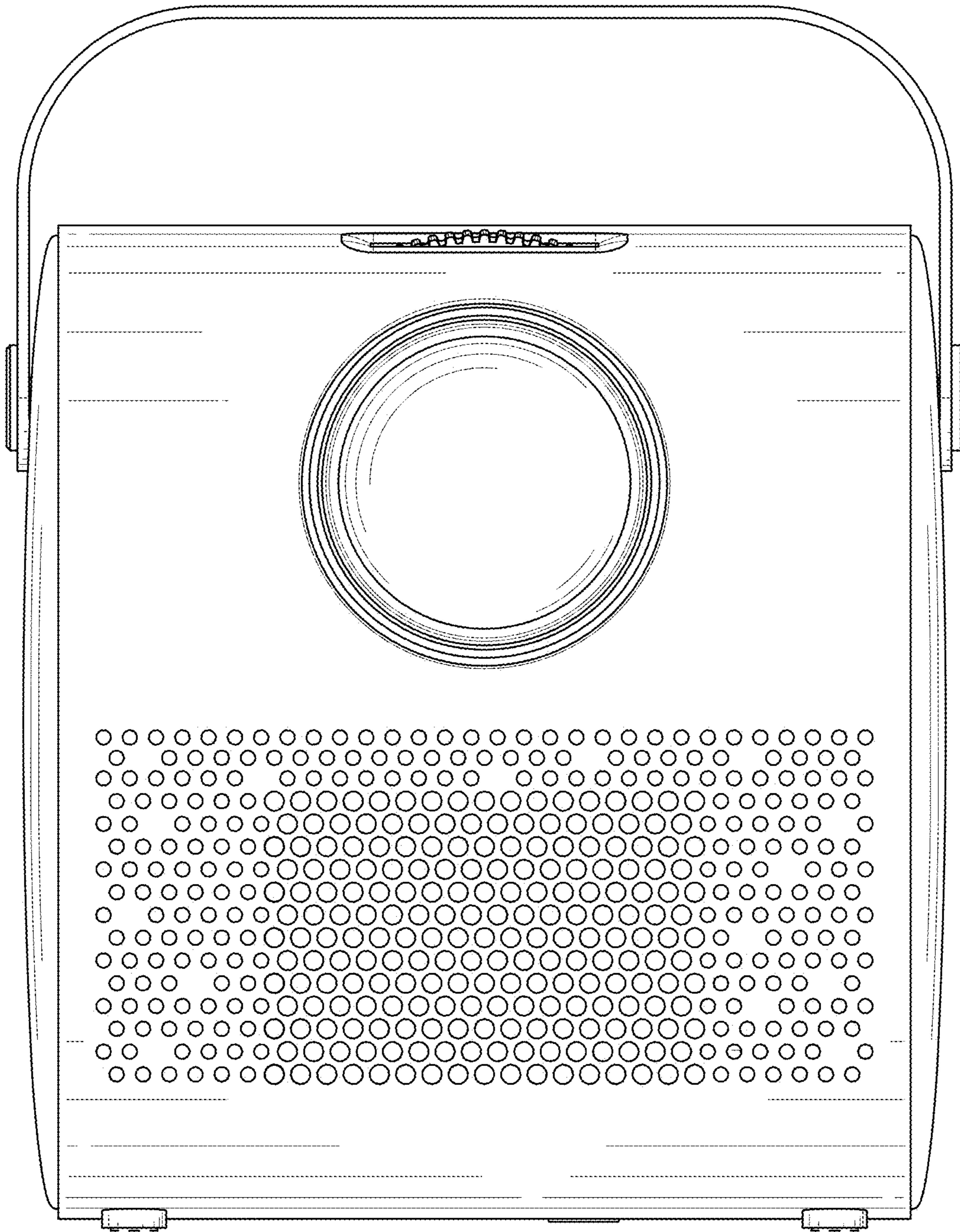


FIG. 3

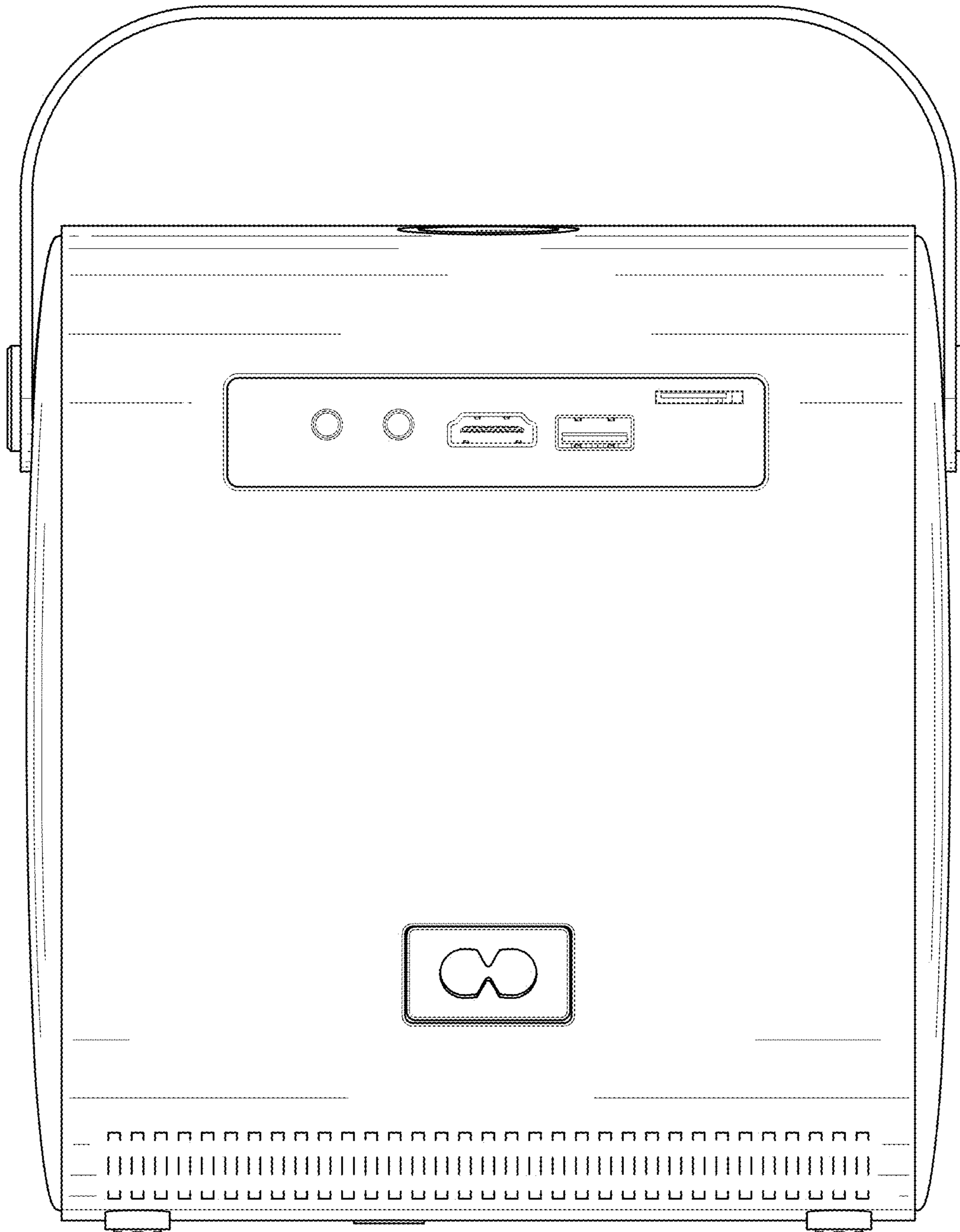


FIG. 4

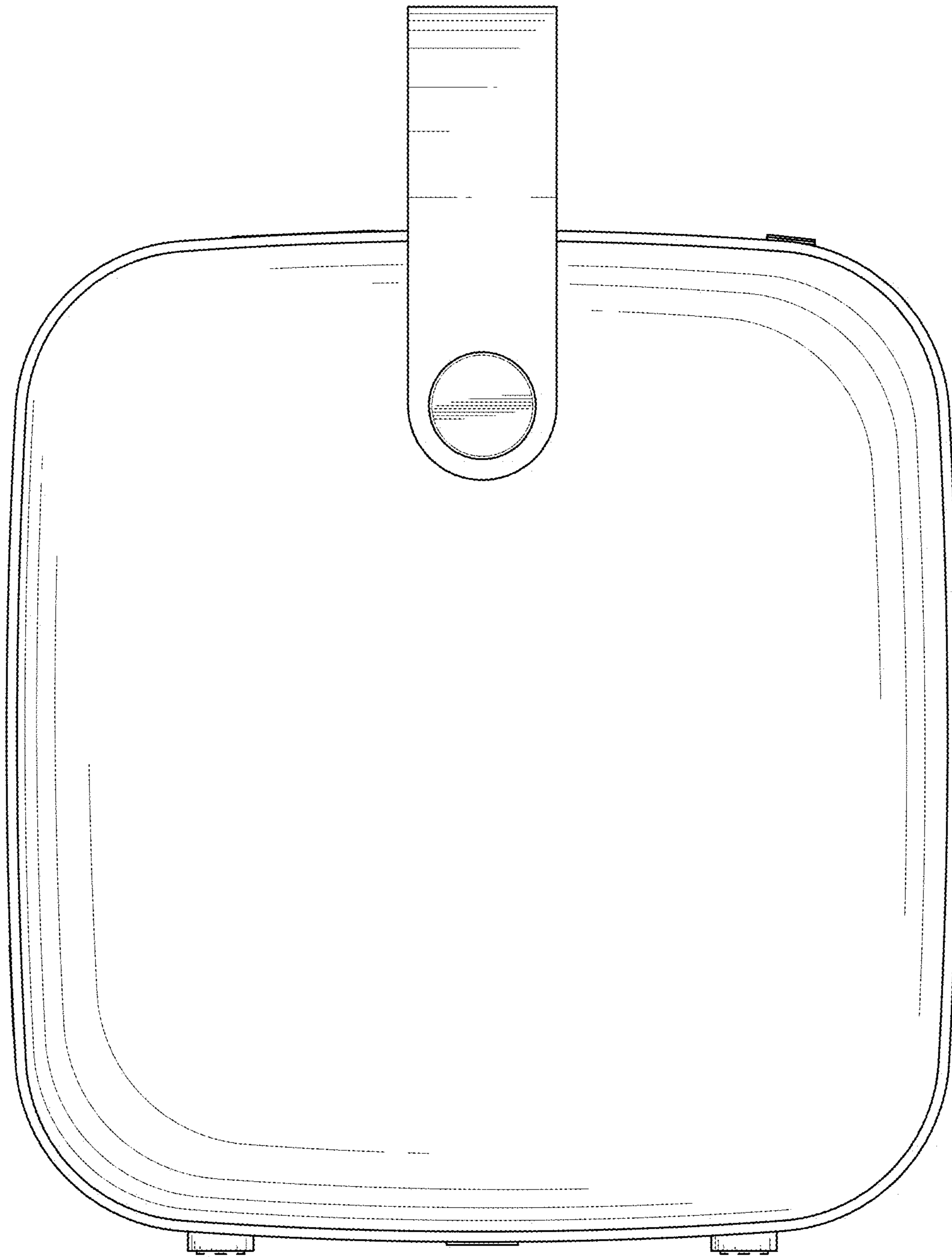


FIG. 5

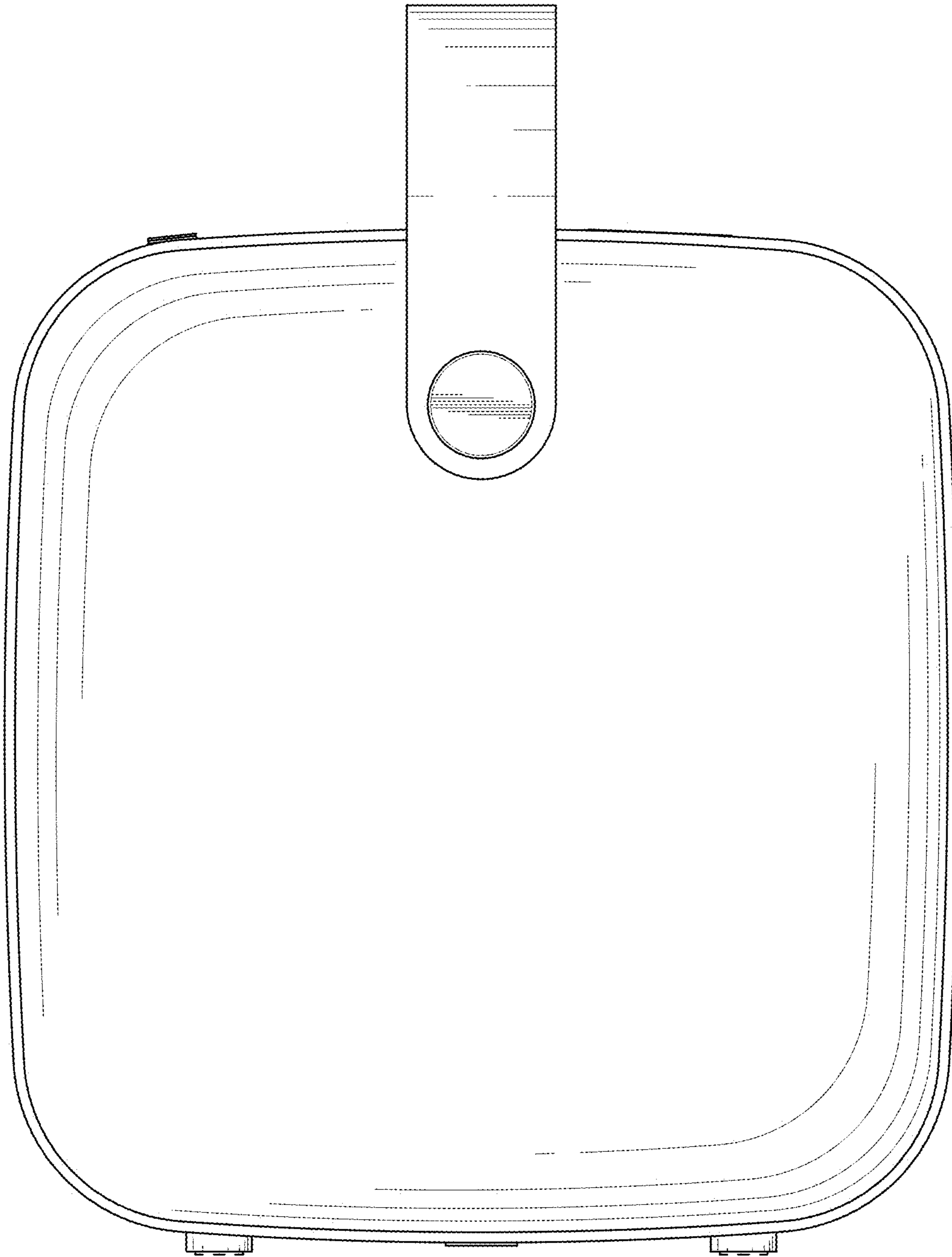


FIG. 6

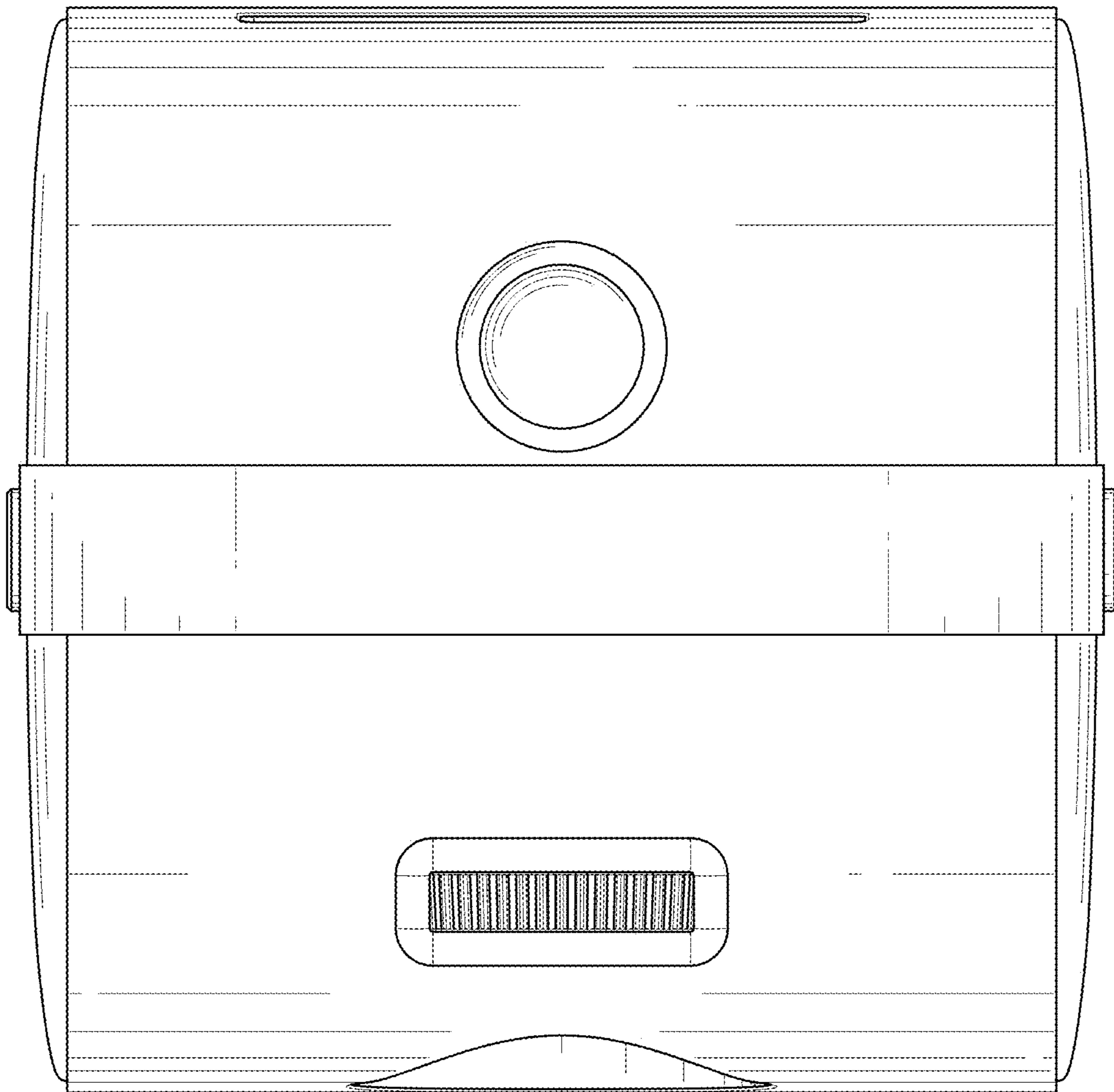


FIG. 7

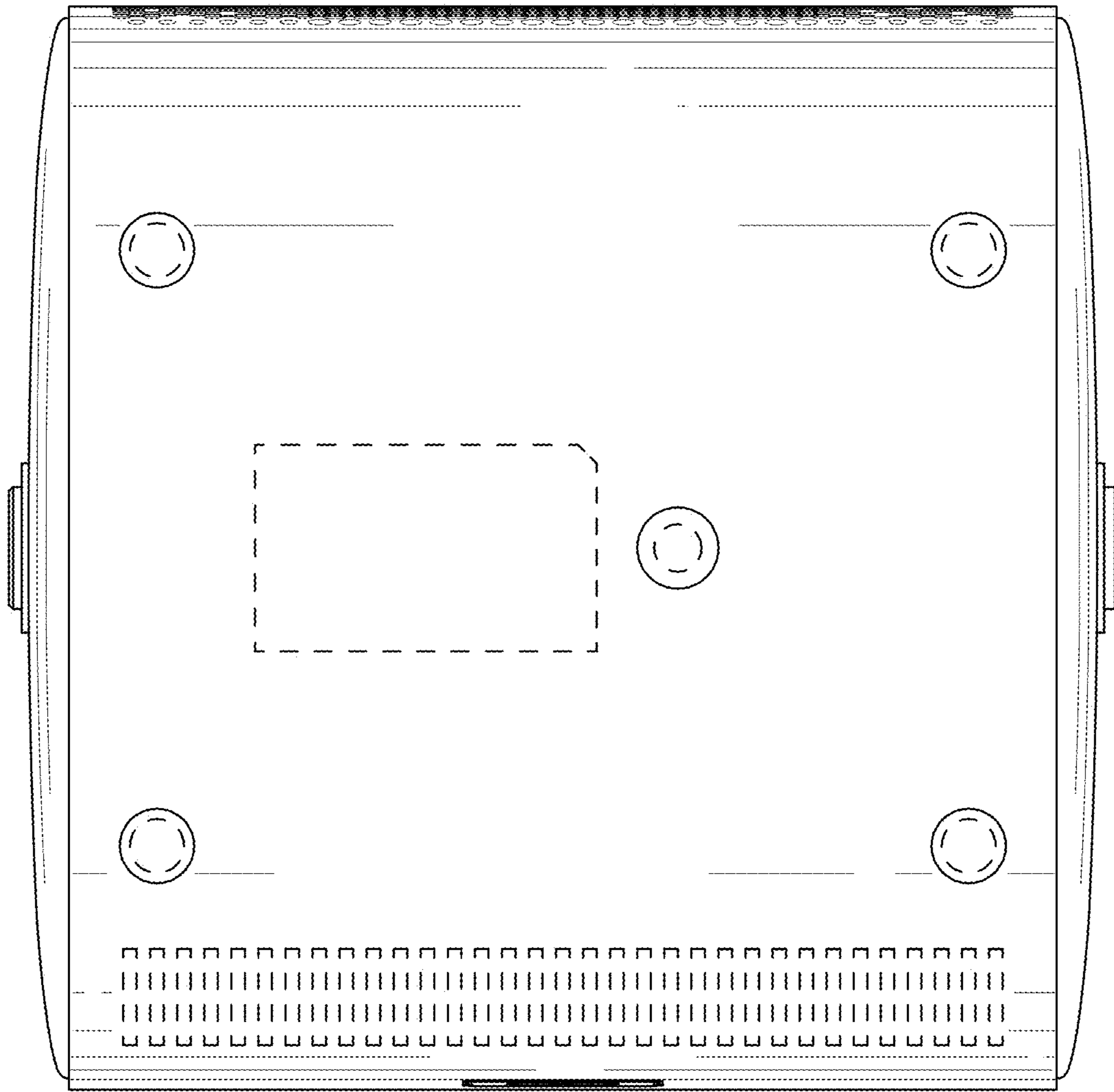


FIG. 8