



US00D902934S

(12) **United States Design Patent** (10) **Patent No.:** **US D902,934 S**
Manzano et al. (45) **Date of Patent:** **** Nov. 24, 2020**

(54) **CASE FOR PORTABLE ELECTRONIC COMPUTING DEVICE**
(71) Applicant: **Pioneer Square Brands, Inc.**, Seattle, WA (US)
(72) Inventors: **Megan Elizabeth Zumel Manzano**, Seattle, WA (US); **Michael Cooper Ferren**, Camas, WA (US); **Brian Lewis Piper**, Seattle, WA (US)
(73) Assignee: **PIONEER SQUARE BRANDS, INC.**, McLean, VA (US)
(**) Term: **15 Years**
(21) Appl. No.: **29/741,316**
(22) Filed: **Jul. 10, 2020**
(51) **LOC (12) Cl.** **14-02**
(52) **U.S. Cl.**
USPC **D14/440**
(58) **Field of Classification Search**
USPC D14/440, 447, 250; 206/45.23, 320, 206/45.2; 361/679.55; 294/25; 224/218
CPC ... G06F 1/1628; G06F 1/1626; A47B 23/044; H04B 1/3888
See application file for complete search history.

D755,766 S * 5/2016 Kim D14/250
D755,770 S * 5/2016 Kim D14/250
D764,477 S * 8/2016 Su D14/440
D772,881 S 11/2016 Chang et al.
D784,349 S * 4/2017 Schwibner D14/440
D792,886 S * 7/2017 Schwibner D14/440
D799,491 S 10/2017 Barnard et al.
D802,596 S 11/2017 Hannon et al.
D808,393 S 1/2018 Moore et al.
D810,067 S * 2/2018 Lee D14/250
D810,088 S 2/2018 Moore et al.
D811,411 S 2/2018 Moore et al.
D817,334 S * 5/2018 Fenton D14/440
D829,721 S 10/2018 Zhang
D837,794 S 1/2019 Chan et al.
D837,796 S 1/2019 Kim et al.
D841,012 S 2/2019 Kim et al.
D841,013 S 2/2019 Ferren et al.
D845,956 S 4/2019 Moore et al.
D848,435 S 5/2019 Moore et al.
D848,440 S 5/2019 Mecchella et al.

(Continued)

Primary Examiner — Cynthia R Underwood
(74) *Attorney, Agent, or Firm* — Grandview Law

(57) **CLAIM**

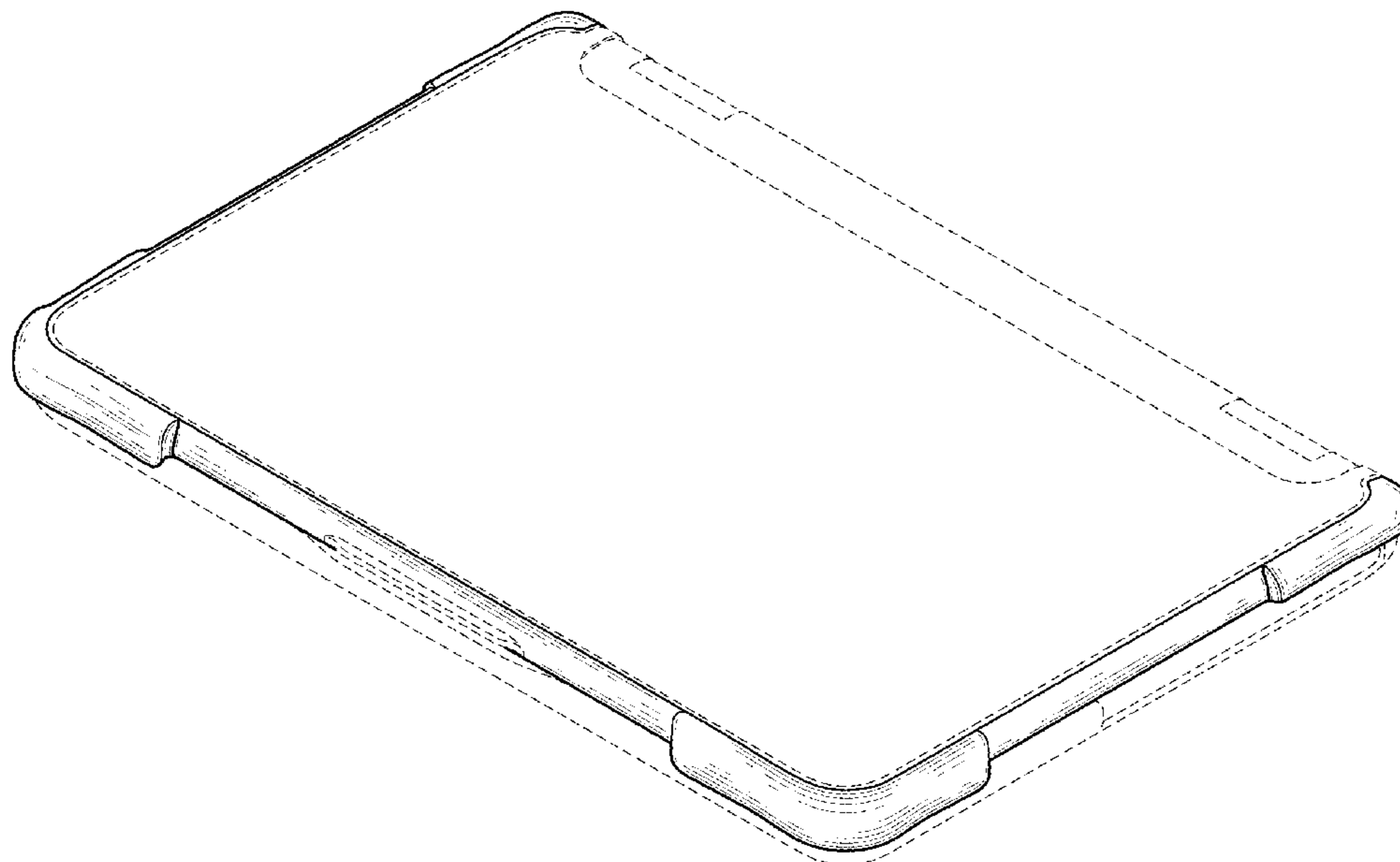
The ornamental design for a case for portable electronic computing device, as shown and described.

DESCRIPTION

FIG. 1 is a top perspective view of a case for portable electronic computing device showing our new design; FIG. 2 is a top plan view thereof; FIG. 3 is a bottom plan view thereof; FIG. 4 is a front elevational view thereof; FIG. 5 is a rear elevational view thereof; FIG. 6 is a right elevational view thereof; and, FIG. 7 is a left elevational view thereof; The features shown in broken lines in the drawing figures depict features that form no part of the claimed design.

1 Claim, 4 Drawing Sheets

(56) **References Cited**
U.S. PATENT DOCUMENTS
D662,100 S 6/2012 Van Den Nieuwenhuizen et al.
D682,837 S 5/2013 Lee et al.
D710,857 S 8/2014 Mecchella et al.
D728,579 S 5/2015 Mecchella et al.
D729,880 S 5/2015 Nichols et al.
D734,340 S 7/2015 Kim et al.
D742,385 S 11/2015 Chaney
D742,889 S 11/2015 Mecchella et al.
D742,890 S 11/2015 Mecchella et al.



(56)

References Cited

U.S. PATENT DOCUMENTS

D848,441	S	5/2019	Ferren et al.	
D850,454	S	6/2019	Kim et al.	
D851,093	S	6/2019	Moore et al.	
D852,199	S	6/2019	Kim et al.	
D852,200	S	6/2019	Chan et al.	
D852,201	S	6/2019	Chan et al.	
D852,202	S	6/2019	Ferren et al.	
D864,210	S	7/2019	Chan et al.	
D861,698	S	10/2019	Fenton et al.	
D862,480	S	10/2019	Chan et al.	
D863,314	S	10/2019	Chan et al.	
D863,315	S	10/2019	Chan et al.	
D863,316	S	10/2019	Chan et al.	
D863,317	S	10/2019	Piper et al.	
D870,717	S *	12/2019	Igarashi	D14/250
D874,467	S	2/2020	Piper et al.	
D877,136	S *	3/2020	Lee	D14/250
D879,764	S *	3/2020	Lee	D14/250
D879,788	S	3/2020	Gao	
D883,973	S *	5/2020	Lu	D14/250
D884,691	S *	5/2020	Wilder	D14/250
D885,402	S	5/2020	Lei	
D886,109	S	6/2020	Li	
D888,063	S	6/2020	Chan et al.	
D888,719	S	6/2020	Moore	
D888,720	S	6/2020	Moore	
D892,805	S *	8/2020	Piper	D14/440
D892,806	S *	8/2020	Manzano	D14/440
D895,630	S *	9/2020	Piper	D14/440
2014/0290009	A1 *	10/2014	Kasai	E05D 3/12 16/386

* cited by examiner

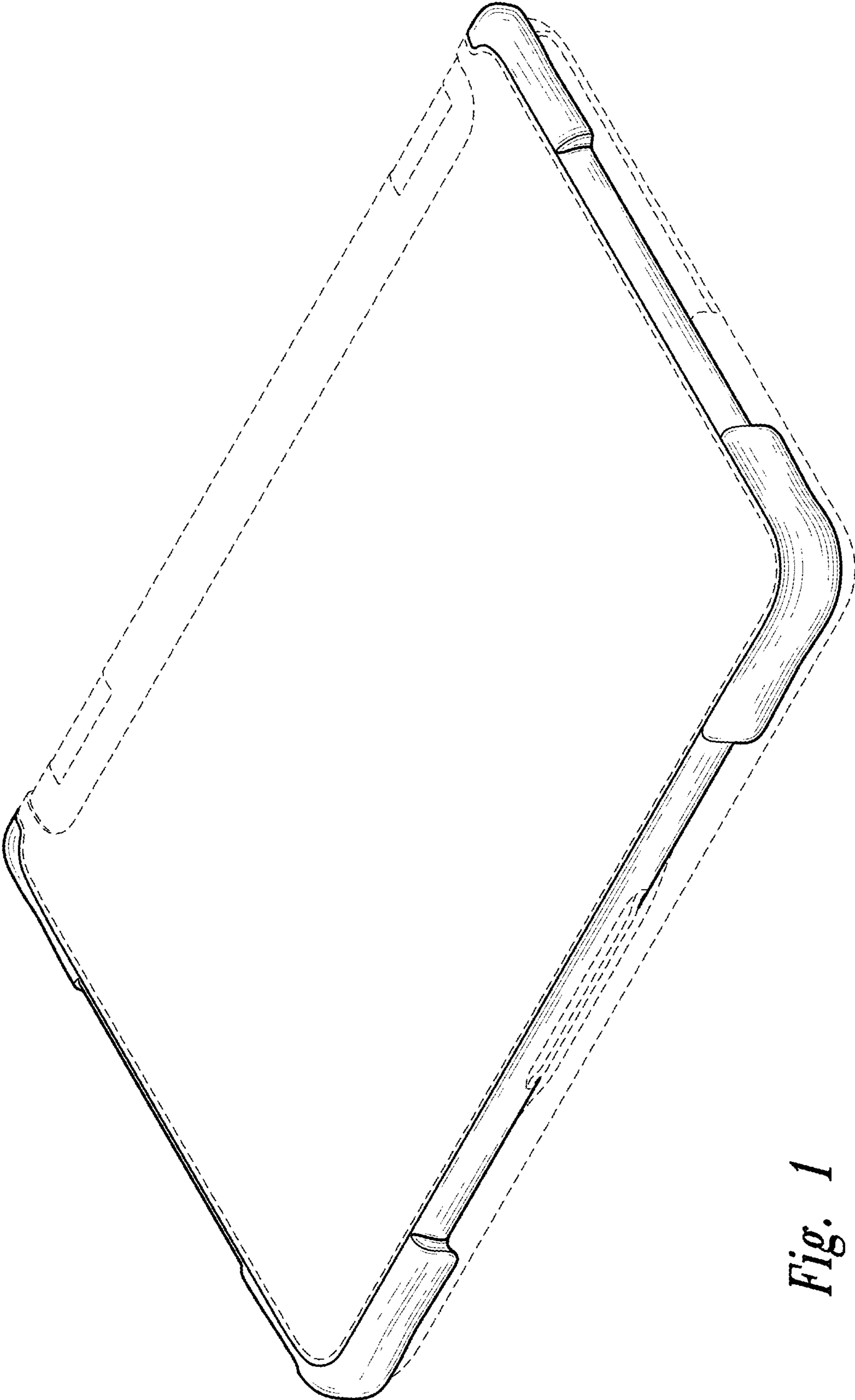


Fig. 1

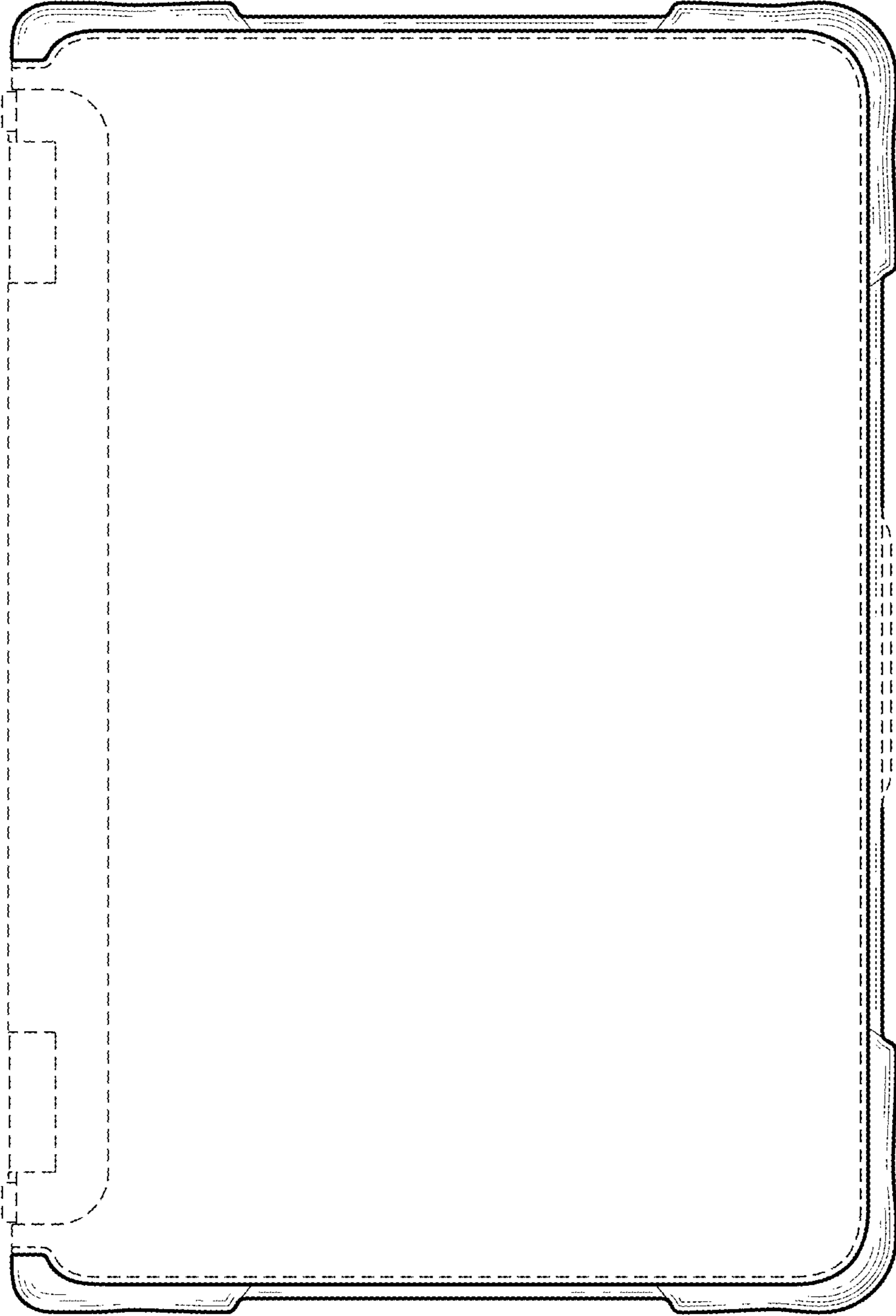


Fig. 2




Fig. 3




Fig. 4

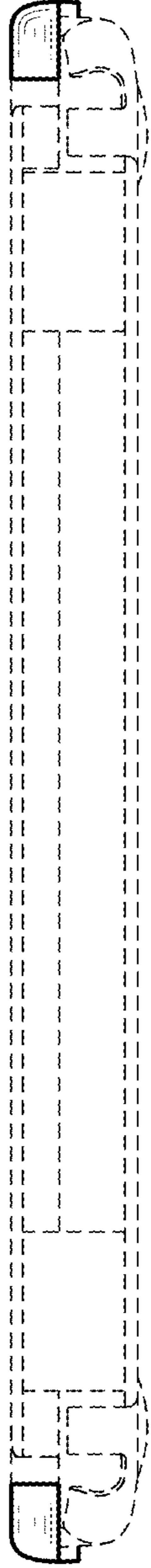


Fig. 5




Fig. 6




Fig. 7