



US00D902926S

(12) **United States Design Patent** (10) **Patent No.:** **US D902,926 S**  
**Andersson et al.** (45) **Date of Patent:** **\*\* Nov. 24, 2020**

(54) **TOUCH SCREEN**

D304,176 S \* 10/1989 Cesarczyk ..... D14/311  
D310,665 S \* 9/1990 Fortune ..... D13/162  
D316,853 S \* 5/1991 Dickey ..... D13/184

(71) Applicant: **Siemens Aktiengesellschaft**, Munich  
(DE)

(Continued)

(72) Inventors: **Jan Andersson**, Erlangen (DE); **Nina  
Wendt**, Erlangen (DE)

**FOREIGN PATENT DOCUMENTS**

(73) Assignee: **SIEMENS  
AKTIENGESELLSCHAFT**, Munich  
(DE)

CN 303996186 \* 1/2017  
CN 304018664 \* 1/2017

(Continued)

(\*\*) Term: **15 Years**

**OTHER PUBLICATIONS**

(21) Appl. No.: **29/648,694**

Panel Display Unit PDU-51, Emerson, emerson.com, published by Emerson on May 2016 © 2016 Emerson Process Management, online, site visited Aug. 28, 2019. Available from Internet, URL: <https://www.emerson.com/documents/automation/product-data-sheet-panel-display-unit-rosemount-en-60804.pdf> (Year: 2016).\*

(22) Filed: **May 23, 2018**

(Continued)

(30) **Foreign Application Priority Data**

Nov. 24, 2017 (EM) ..... 004520989

*Primary Examiner* — Marissa J Cash

(51) **LOC (12) Cl.** ..... **14-02**

*Assistant Examiner* — Altaira J Swangin

(52) **U.S. Cl.**  
USPC ..... **D14/371**

(74) *Attorney, Agent, or Firm* — Henry M. Feiereisen  
LLC

(58) **Field of Classification Search**  
USPC ..... D14/300–302, 305, 307, 314, 336–337,  
D14/371, 374–384, 388–389, 448,  
D14/450–451, 210, 214, 126, 432,  
D14/444–446, 316–317, 323–324;  
40/406, 427; D24/137–138, 160, 186;  
D20/39, 41–42; D6/300, 308, 310;  
D10/15, 21, 24, 50; D21/324–325, 329,  
D21/370; 361/521; 174/382, 552;  
D13/184, 162; D19/88, 113; D12/42  
CPC ..... E04H 1/1272; E04H 1/1222; G09F 13/00;  
G09F 9/00; G09F 9/3023; G09F 9/3026  
See application file for complete search history.

(57) **CLAIM**

The ornamental design for a touch screen, as shown and described.

**DESCRIPTION**

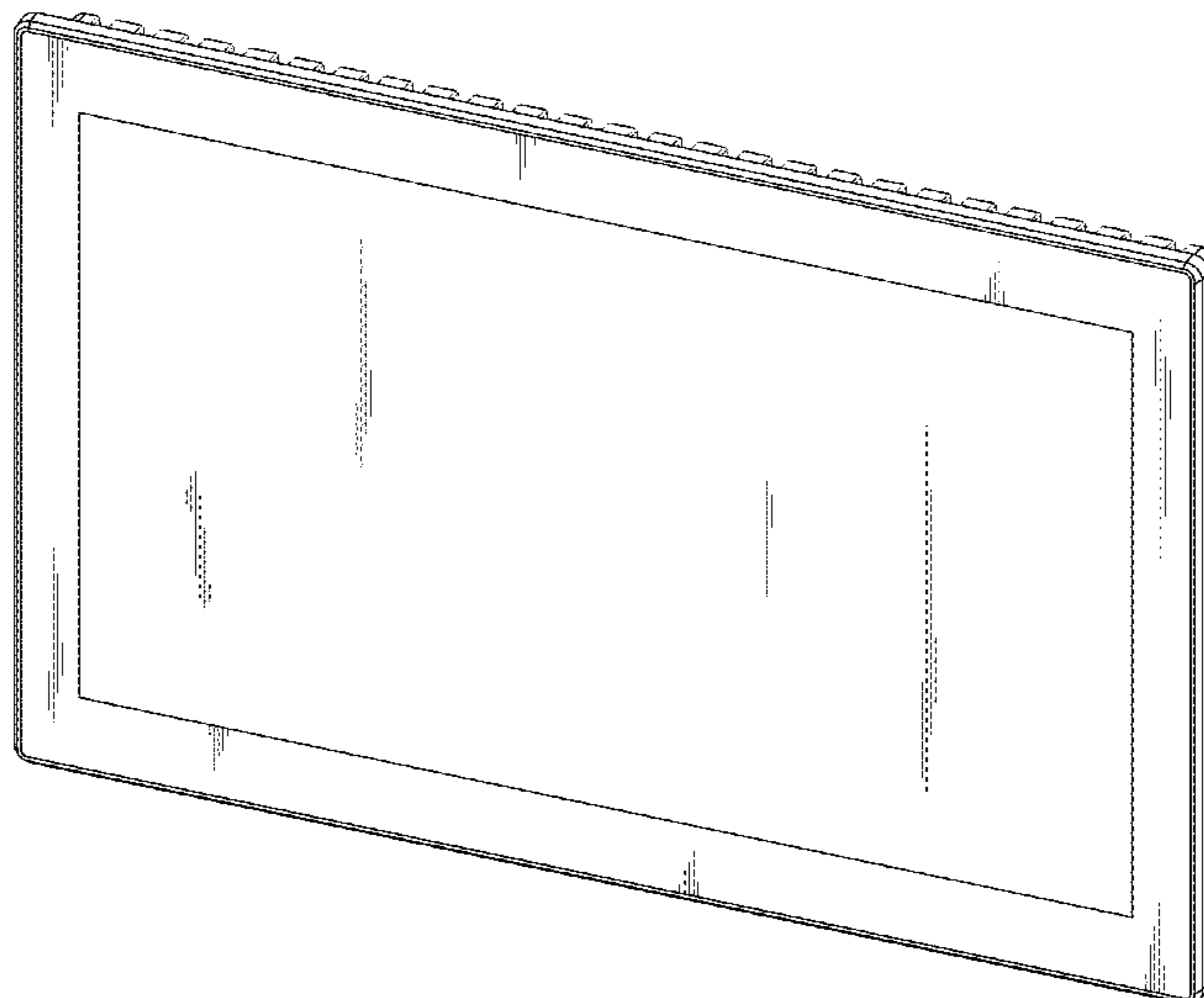
FIG. 1 is a front view of a touch screen, showing our new design;  
FIG. 2 is a rear view thereof;  
FIG. 3 is a top view thereof;  
FIG. 4 is a bottom view thereof;  
FIG. 5 is a right side view thereof;  
FIG. 6 is a left side view thereof; and,  
FIG. 7 is a top, front and right side perspective view thereof.  
The broken line portion of the figure drawings represents structures forming no part of the claimed design.

(56) **References Cited**

**U.S. PATENT DOCUMENTS**

D276,336 S \* 11/1984 Kaeo ..... D14/225  
D299,651 S \* 1/1989 Preussner ..... D13/184

**1 Claim, 7 Drawing Sheets**



(56)

References Cited

U.S. PATENT DOCUMENTS

D318,856 S \* 8/1991 Azima ..... D14/354  
 D380,199 S \* 6/1997 Beruscha ..... D10/75  
 D383,445 S \* 9/1997 Mousa ..... D14/311  
 D424,068 S \* 5/2000 Takemasa ..... D14/126  
 D437,849 S \* 2/2001 Chen ..... D14/355  
 D490,805 S \* 6/2004 Lee ..... D14/312  
 D519,117 S \* 4/2006 Lewis ..... D14/374  
 D555,115 S \* 11/2007 Dornauer ..... D13/162  
 D566,661 S \* 4/2008 Ludwig ..... D13/162  
 D571,675 S \* 6/2008 Skaf ..... D10/50  
 D578,026 S \* 10/2008 Roher ..... D10/50  
 D580,931 S \* 11/2008 Chang ..... D14/356  
 D593,090 S \* 5/2009 Ougiya ..... D14/371  
 D618,189 S \* 6/2010 Honda ..... D14/126  
 D623,156 S \* 9/2010 Kasuga ..... D14/126  
 D636,745 S \* 4/2011 Yokota ..... D14/126  
 D664,513 S \* 7/2012 Laube ..... D14/126  
 D669,076 S \* 10/2012 Haller ..... D14/374  
 D672,666 S \* 12/2012 Rhodes ..... G05D 23/1902  
 D10/50  
 D687,388 S \* 8/2013 Baumgartner ..... D13/162  
 D687,389 S \* 8/2013 Baumgartner ..... D13/164  
 D693,343 S \* 11/2013 Haller ..... D14/374  
 D695,234 S \* 12/2013 Santiago ..... D13/162  
 D706,773 S \* 6/2014 Lu ..... D14/341  
 D709,844 S \* 7/2014 Kim ..... D14/126  
 D712,406 S \* 9/2014 Tseng ..... D14/374  
 D714,746 S \* 10/2014 Euseok ..... D14/126  
 D718,262 S \* 11/2014 Ogiya ..... D14/126  
 D721,082 S \* 1/2015 Togawa ..... D14/445  
 D721,709 S \* 1/2015 Togawa ..... D14/445  
 D722,299 S \* 2/2015 Kim ..... D14/126  
 D722,579 S \* 2/2015 Yagi ..... D14/126  
 D725,060 S \* 3/2015 Lam ..... D14/126  
 D727,271 S \* 4/2015 Shi ..... D13/162  
 D729,793 S \* 5/2015 Hickok ..... D14/126  
 D731,442 S \* 6/2015 Santiago ..... D13/162  
 D757,720 S \* 5/2016 Lai ..... D14/341

D761,741 S \* 7/2016 Santiago ..... D13/162  
 D762,290 S \* 7/2016 Jepson ..... D23/342  
 D762,772 S \* 8/2016 Tsuruoka ..... D14/371  
 D766,899 S \* 9/2016 Kim ..... D14/374  
 D781,800 S \* 3/2017 Kluser ..... D14/126  
 D788,604 S \* 6/2017 Chen ..... D10/50  
 D805,047 S \* 12/2017 Dry ..... D14/126  
 D805,488 S \* 12/2017 Dry ..... D14/126  
 D805,489 S \* 12/2017 Dry ..... D14/126  
 D813,227 S \* 3/2018 Lin ..... D14/341  
 D836,580 S \* 12/2018 Ostensen ..... D14/126  
 D837,786 S \* 1/2019 Okumura ..... D14/371  
 D849,741 S \* 5/2019 Wei ..... D14/336  
 D852,272 S \* 6/2019 Lim ..... D19/113  
 D854,429 S \* 7/2019 Gentle ..... D10/50  
 10,514,451 B2 \* 12/2019 Brown ..... G01S 7/6272  
 D874,950 S \* 2/2020 Gentle ..... D10/50  
 D877,737 S \* 3/2020 Allgaier ..... D14/374  
 D878,360 S \* 3/2020 Sun ..... D14/301  
 D882,528 S \* 4/2020 Fariello ..... D13/162  
 2017/0168524 A1 \* 6/2017 Kim ..... G06F 1/1626

FOREIGN PATENT DOCUMENTS

EM 004158913-0001 \* 12/2017  
 EM 004158913-0002 \* 12/2017  
 EM 004158913-0003 \* 12/2017

OTHER PUBLICATIONS

Comfort Touch Panel TP700, Siemens, diytrade.com, author not listed, published on Jul. 23, 2017 © DIY Trade, online, site visited Aug. 28, 2019. Available from Internet, URL: [http://deatess.diytrade.com/sdp/2239136/4/pd-7155916/16647356-0/SIEMENS\\_TP700\\_COMFORT\\_Touch\\_panel\\_HMI\\_6AV2124-0GC0.html](http://deatess.diytrade.com/sdp/2239136/4/pd-7155916/16647356-0/SIEMENS_TP700_COMFORT_Touch_panel_HMI_6AV2124-0GC0.html) (Year: 2017).  
 pGD Touch graphic terminals, CAREL, carel.com, author unlisted, published on Aug. 18, 2016 © CAREL Industries S.p.A, online, site visited Jun. 23, 2020. Available from Internet, URL: <https://www.carel.com/product/pgd-touch> (Year: 2016).\*

\* cited by examiner

FIG. 1






FIG. 2

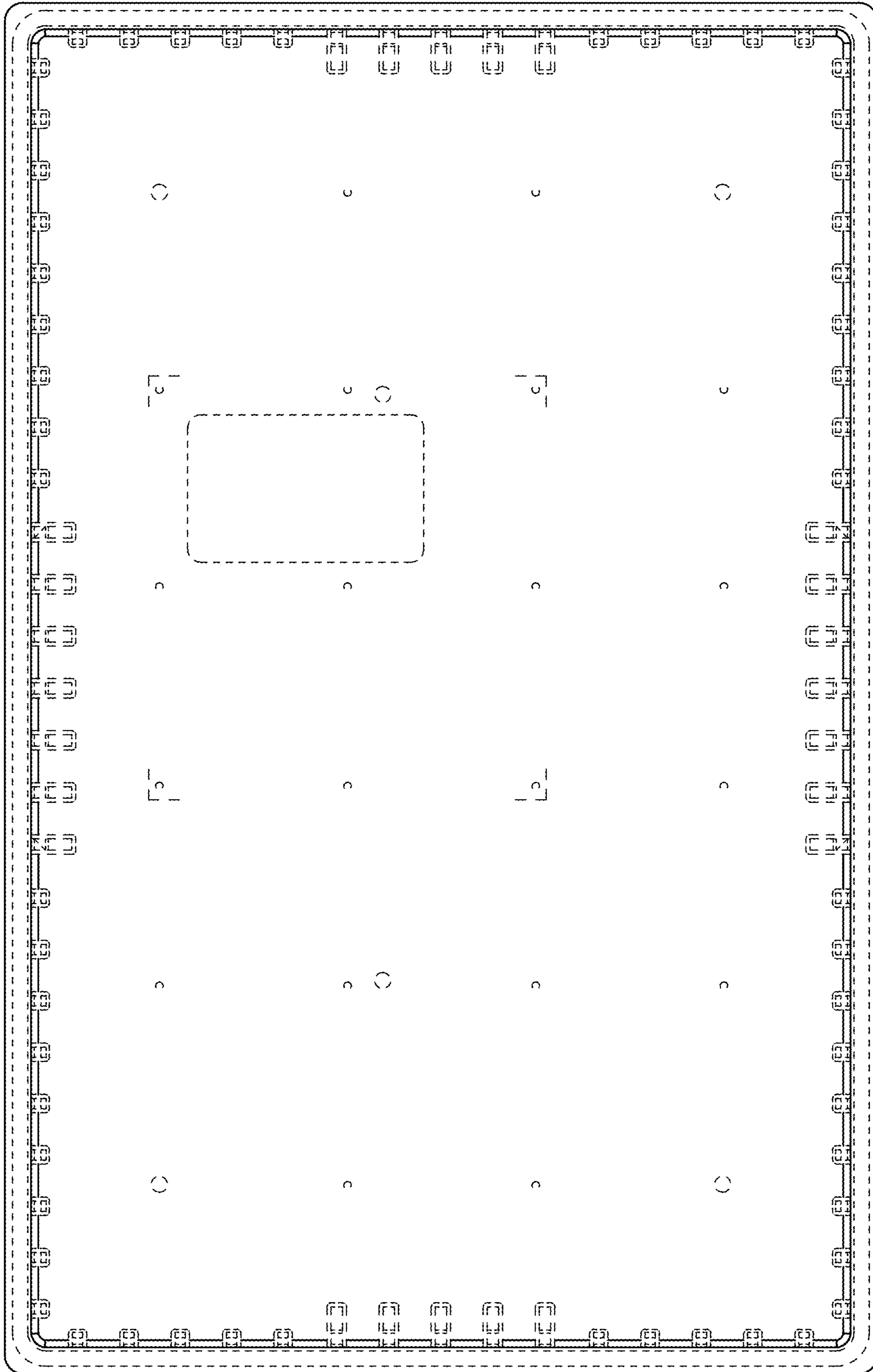


FIG. 3

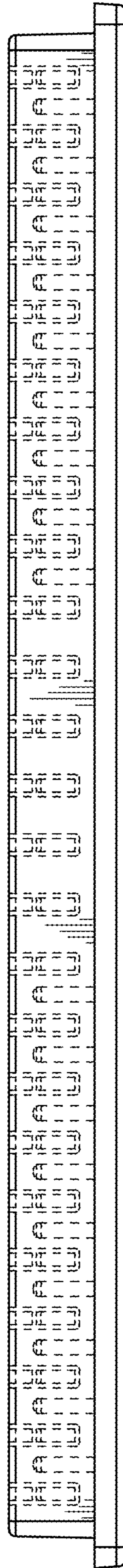


FIG. 4

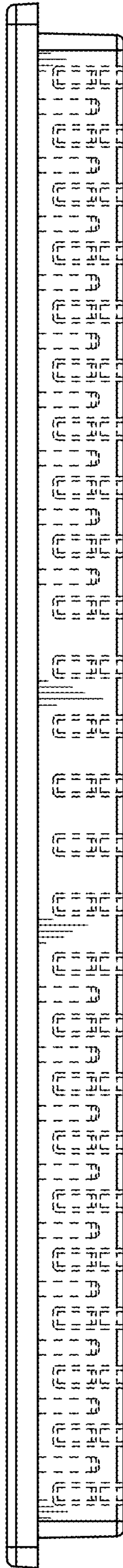


FIG. 5

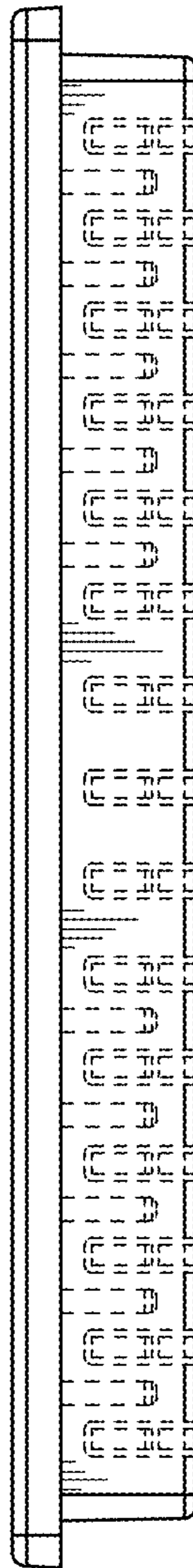


FIG. 6

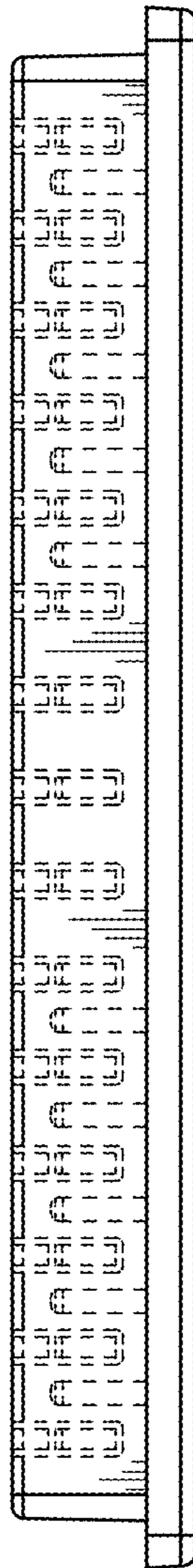




FIG. 7

