



US00D902914S

(12) **United States Design Patent**
Huang

(10) **Patent No.:** **US D902,914 S**

(45) **Date of Patent:** **** Nov. 24, 2020**

(54) **PHONE CASE**

(71) Applicant: **Shuqiang Huang**, Qinzhou (CN)

(72) Inventor: **Shuqiang Huang**, Qinzhou (CN)

(**) Term: **15 Years**

(21) Appl. No.: **29/736,615**

(22) Filed: **Jun. 2, 2020**

(51) **LOC (12) Cl.** **14-03**

(52) **U.S. Cl.**
USPC **D14/250**

(58) **Field of Classification Search**
USPC D14/203.3–203.7, 439, 251–253, 447,
D14/217, 240, 238.1, 440, 250, 248;
D13/107–108, 103, 119; D3/201, 218,
D3/247, 249, 269, 273, 301, 303
CPC H04B 1/3888; H04M 1/0283; H04M
1/0202; A45C 1/06; A45C 11/00; A45C
13/02; A45C 2011/002; A45F 2005/026;
A45F 2200/0525; A45F 2200/0516
See application file for complete search history.

(56) **References Cited**

U.S. PATENT DOCUMENTS

6,786,372	B2 *	9/2004	Enkerlin	A45F 5/02 224/196
D693,350	S *	11/2013	Mish	D14/440
D699,716	S *	2/2014	Pan	D14/250
D703,210	S *	4/2014	Gelsomini	D14/440
D713,834	S *	9/2014	Almstrom	D14/250
D721,068	S *	1/2015	Melanson	D14/250
9,288,295	B2 *	3/2016	Ivanovski	H04B 1/3888
D769,855	S *	10/2016	Deng	D14/250
D791,759	S *	7/2017	Lin	D14/250
D831,636	S *	10/2018	Zhu	D14/250
D839,862	S *	2/2019	Hyun	D14/250
D840,992	S	2/2019	Kim	
D844,597	S *	4/2019	Ahn	D14/250
D852,182	S *	6/2019	Hyun	D14/250

D855,047	S *	7/2019	Hyun	D14/250
D861,662	S *	10/2019	Ahn	D14/250
D862,450	S *	10/2019	Ahn	D14/250
D863,284	S *	10/2019	Luo	D14/250
D866,545	S	11/2019	Loh et al.	
D867,353	S	11/2019	Kim	
D875,726	S *	2/2020	Weng	D14/250
D880,469	S *	4/2020	Lee	D14/250

(Continued)

Primary Examiner — Carla J Wright

(74) *Attorney, Agent, or Firm* — HYIP

(57) **CLAIM**

The ornamental design for a phone case, as shown and described.

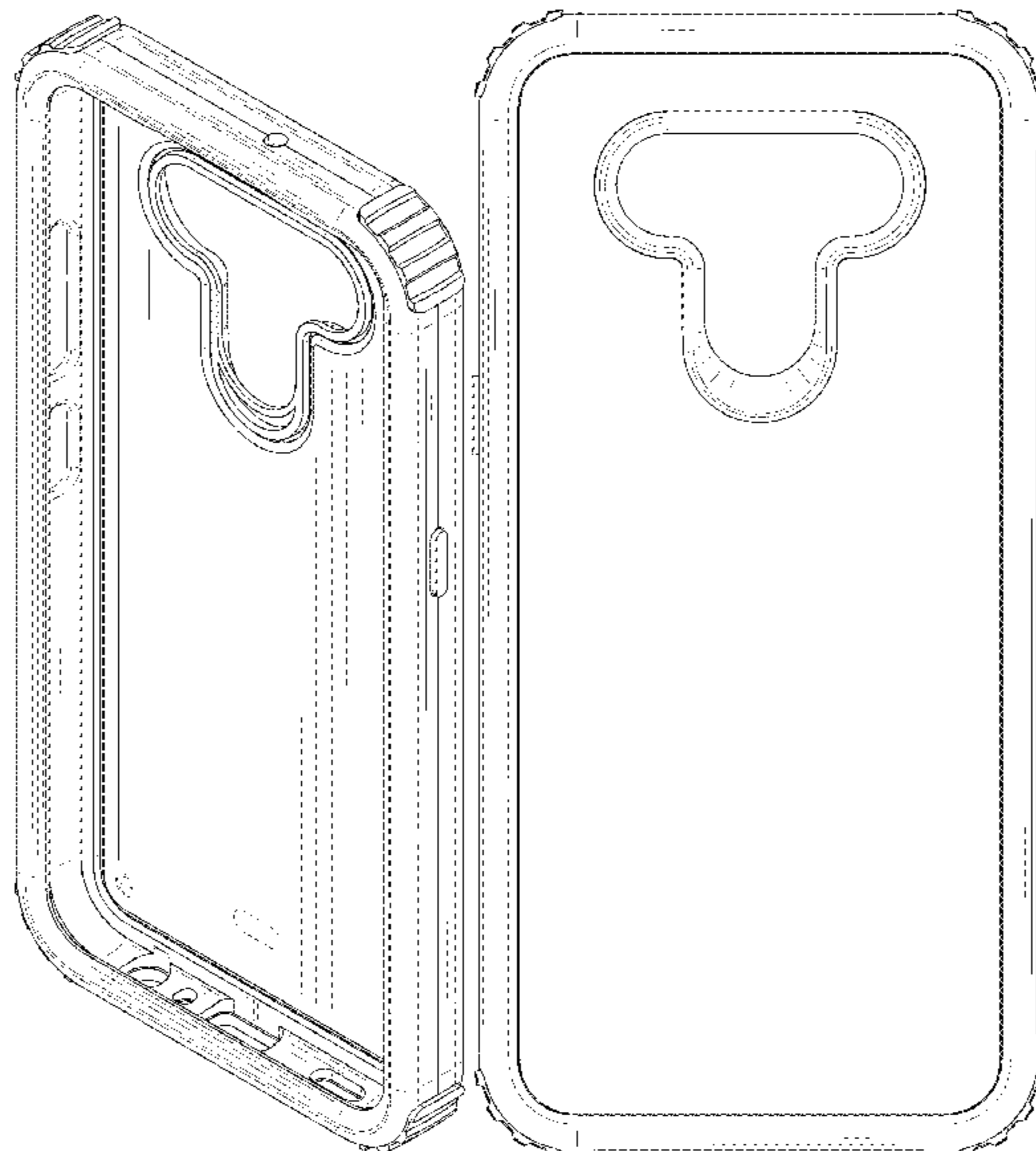
DESCRIPTION

FIG. 1 is a front perspective view of a phone case showing my new design;
FIG. 2 is a back perspective view thereof;
FIG. 3 is a front view thereof;
FIG. 4 is a back view thereof;
FIG. 5 is a left side view thereof;
FIG. 6 is a right side view thereof;
FIG. 7 is a top view thereof;
FIG. 8 is a bottom view thereof; and,
FIG. 9 is an exploded front perspective view thereof showing the components of the case separated for clarity of disclosure.

The broken lines shown in the drawings depict portions of the phone case in which the design is embodied that form no part of the claimed design.

For clarity of disclosure, the components of the phone case are shown separated in FIG. 9. Although the phone case in which the claimed design is embodied consists of separable components, the claim is directed to the overall ornamental appearance of the case in its entirety and does not extend to the ornamental appearance of each of the individual components in isolation.

1 Claim, 9 Drawing Sheets



(56)

References Cited

U.S. PATENT DOCUMENTS

D881,865 S * 4/2020 Yun D14/250
2014/0357330 A1* 12/2014 Lin H04M 1/0283
455/575.8
2015/0053583 A1* 2/2015 McCormick A45C 11/00
206/521
2015/0133204 A1* 5/2015 Ivanovski H04B 1/3888
455/575.8
2020/0221840 A1* 7/2020 Zhang A45F 5/021

* cited by examiner

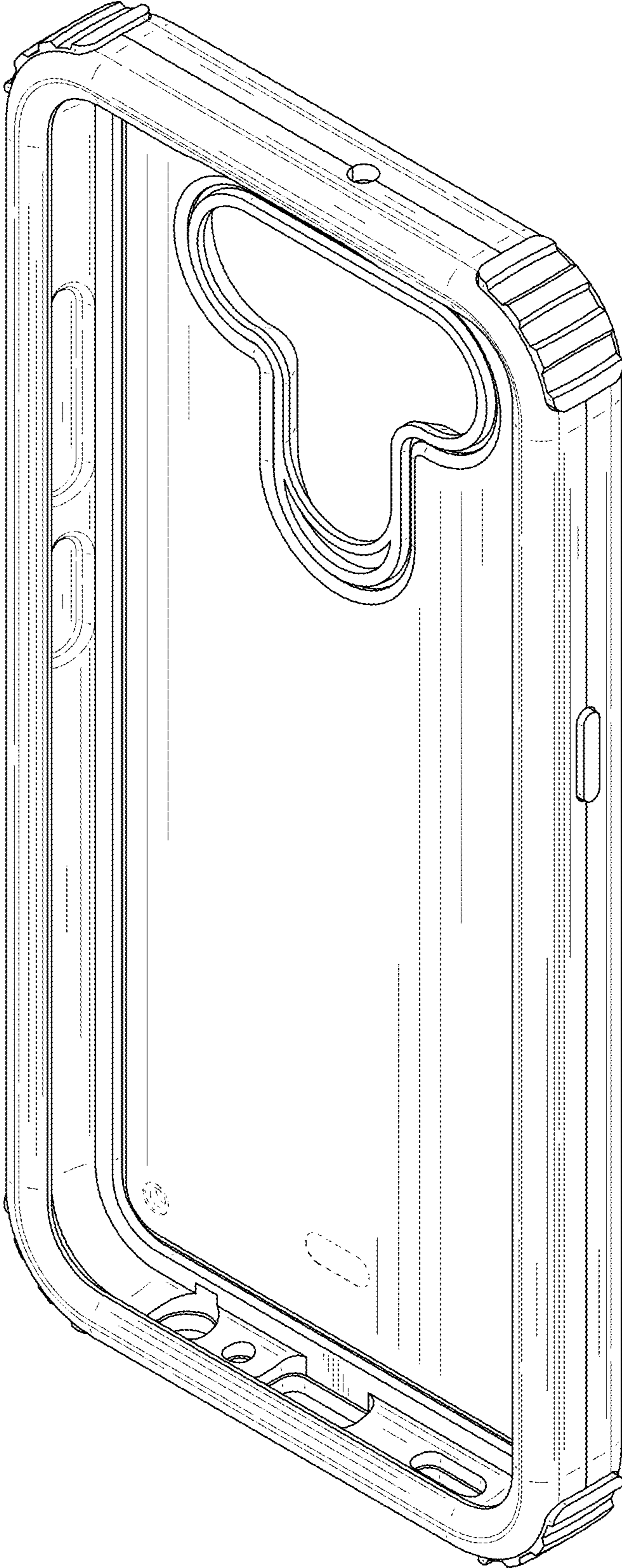


FIG. 1

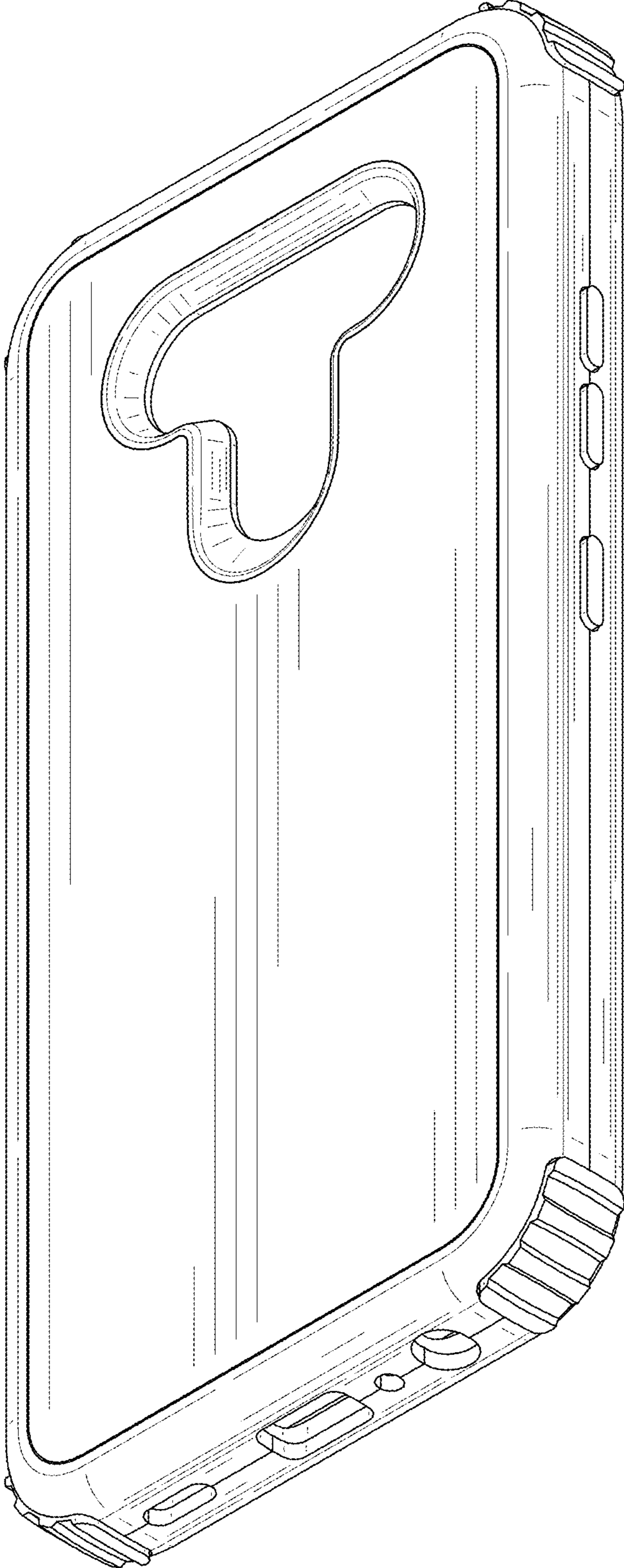


FIG. 2

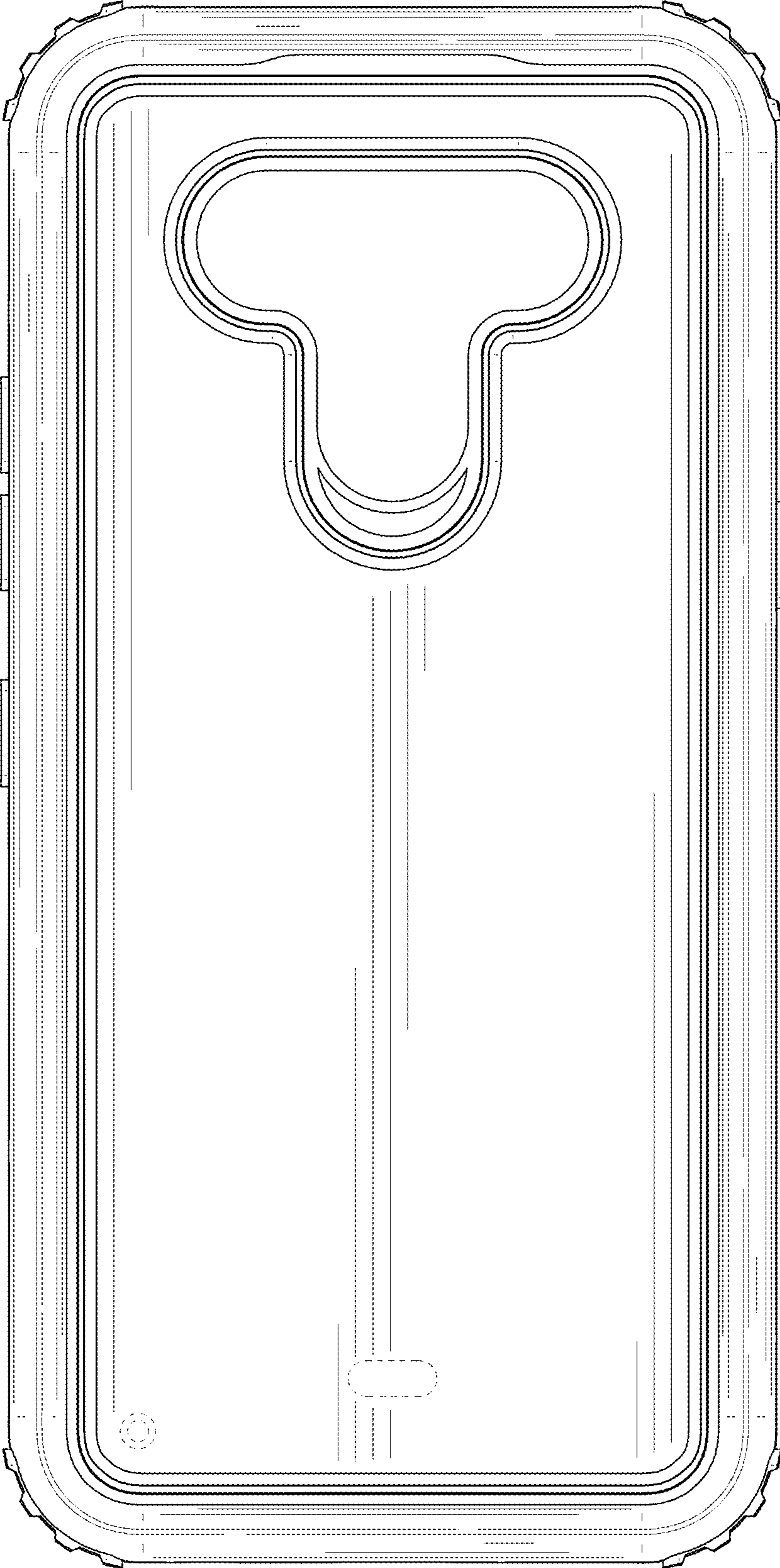


FIG. 3

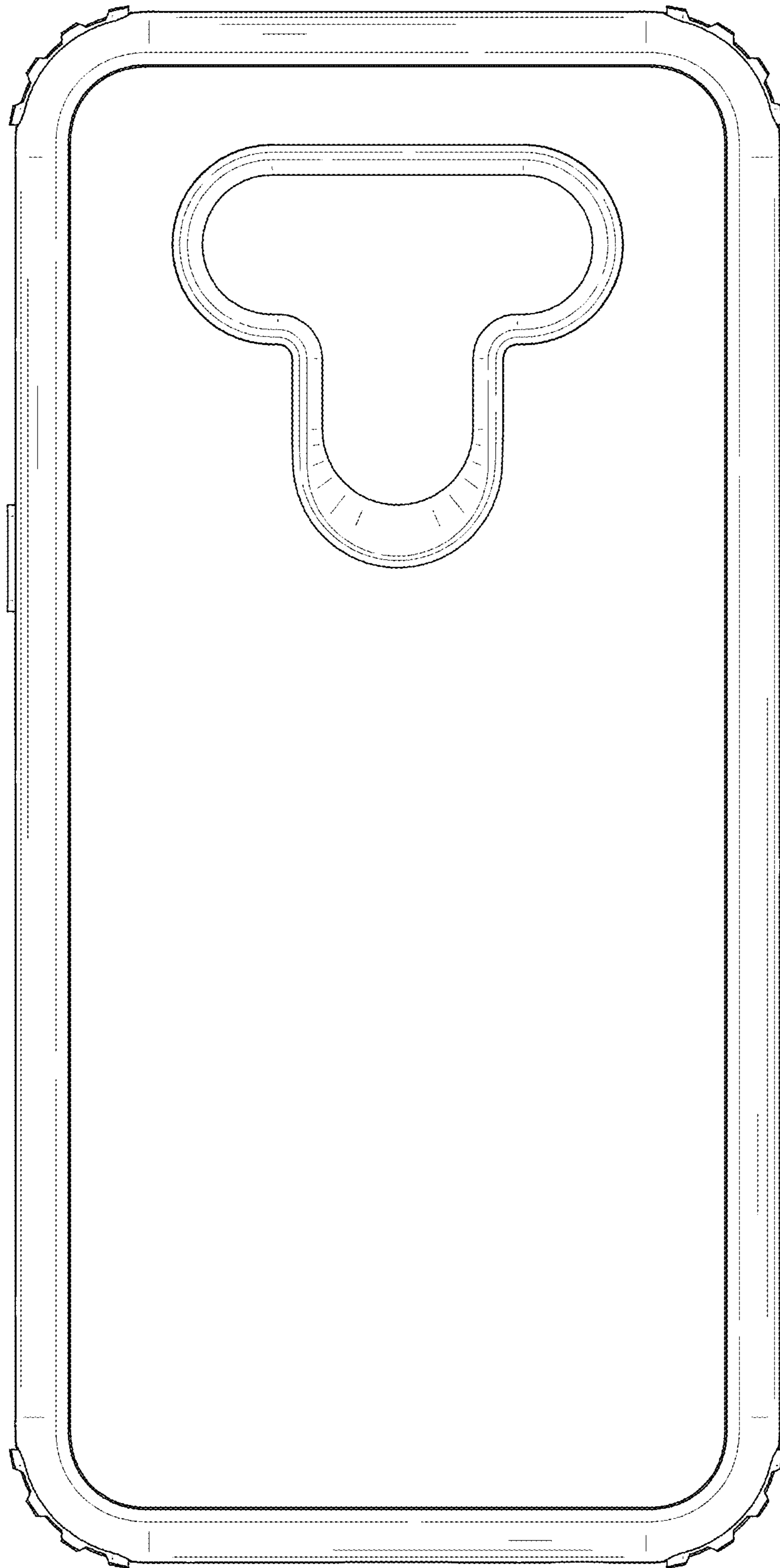


FIG. 4

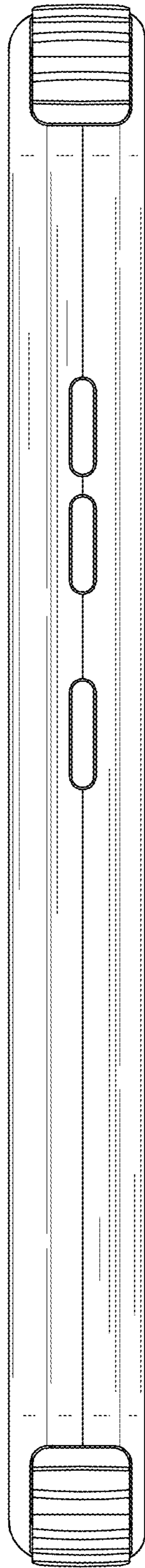


FIG. 5




FIG. 6

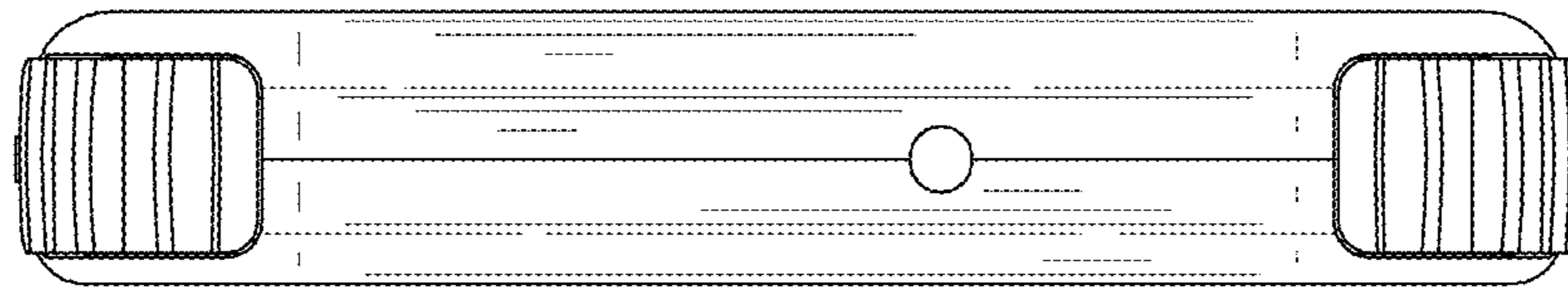


FIG. 7

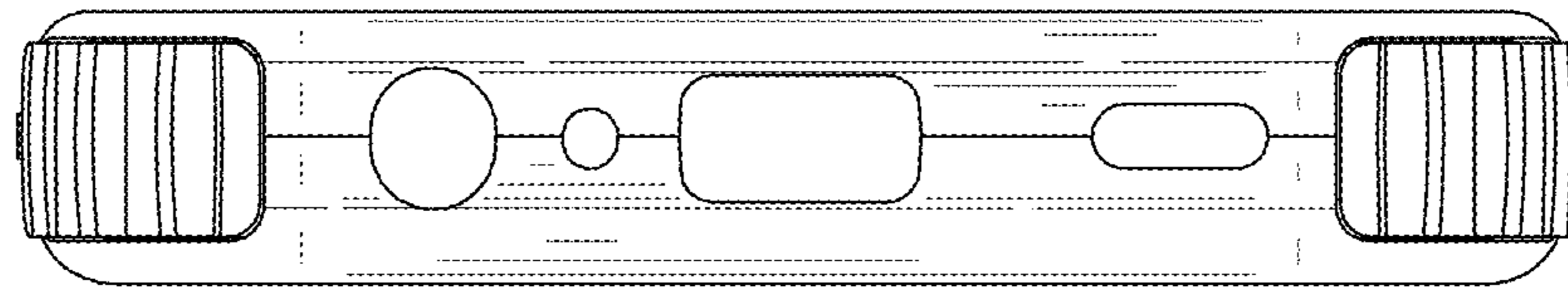


FIG. 8

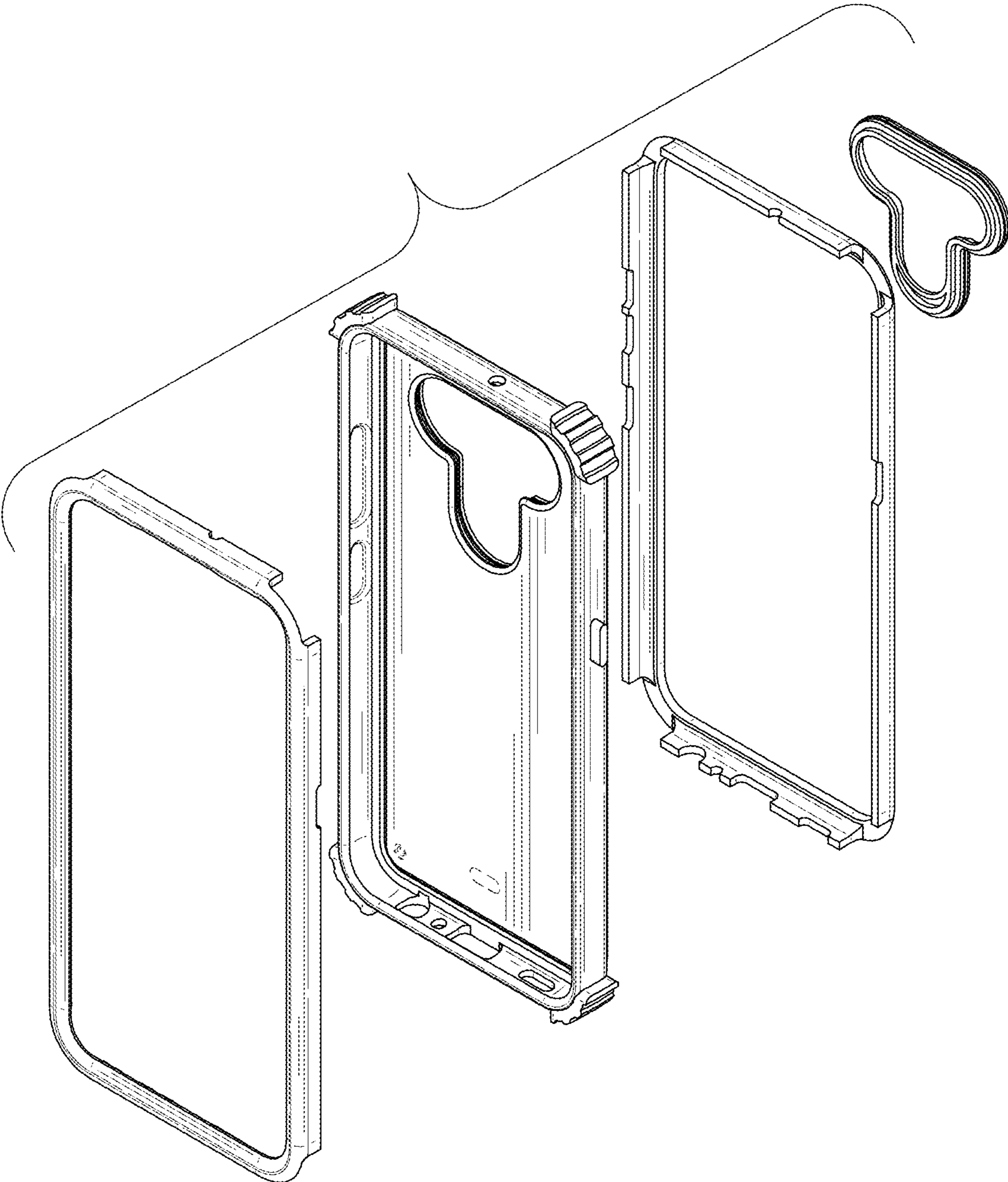


FIG. 9