



US00D902902S

(12) **United States Design Patent**
Kim et al.

(10) **Patent No.:** **US D902,902 S**

(45) **Date of Patent:** **** Nov. 24, 2020**

(54) **MOBILE PHONE**

(71) Applicant: **Samsung Electronics Co., Ltd.**,
Suwon-si (KR)
(72) Inventors: **Kangmoon Kim**, Suwon-si (KR);
Junho Jin, Suwon-si (KR); **Wonkyu**
Sung, Suwon-si (KR); **Dahyun Lee**,
Suwon-si (KR)

(73) Assignee: **SAMSUNG ELECTRONICS CO.,**
LTD., Suwon-si (KR)

(**) Term: **15 Years**

(21) Appl. No.: **29/687,732**

(22) Filed: **Apr. 15, 2019**

(30) **Foreign Application Priority Data**

Oct. 19, 2018 (KR) 30-2018-0048124

(51) **LOC (12) Cl.** **14-03**

(52) **U.S. Cl.**
USPC **D14/248**

(58) **Field of Classification Search**
USPC D14/138 G, 138 AD, 138 AB, 248, 341,
D14/371, 374, 138 R, 138 AA, 138 AC,
D14/138 C, 247

(Continued)

(56) **References Cited**

U.S. PATENT DOCUMENTS

D544,852 S * 6/2007 Takamori D14/138 AA
D559,843 S * 1/2008 Takamori D14/248

(Continued)

FOREIGN PATENT DOCUMENTS

CN 305775015 * 5/2020
CN 305781398 * 5/2020

(Continued)

OTHER PUBLICATIONS

Samsung Galaxy Fold, announced Feb. 2019, [online], [retrieved on Jun. 26, 2020]. Retrieved from Internet ,<URL: http://www.gsarena.com>.*

Primary Examiner — Bridget L Eland
(74) *Attorney, Agent, or Firm* — McAndrews Held & Malloy, Ltd.


(57) **CLAIM**

The ornamental design for a mobile phone, as shown and described.

DESCRIPTION

FIG. 1 is a front perspective view of a mobile phone showing our new design according to a first embodiment; FIG. 2 is a front elevation view thereof; FIG. 3 is a rear elevation view thereof; FIG. 4 is a left side elevation view thereof; FIG. 5 is a right side elevation view thereof; FIG. 6 is a top plan view thereof; FIG. 7 is a bottom plan view thereof; FIG. 8 is a rear perspective view thereof; FIG. 9 is a front perspective view of a mobile phone showing our new design according to a second embodiment; FIG. 10 is a front elevation view thereof; FIG. 11 is a rear elevation view thereof; FIG. 12 is a left side elevation view thereof; FIG. 13 is a right side elevation view thereof; FIG. 14 is a top plan view thereof; FIG. 15 is a bottom plan view thereof; and, FIG. 16 is a rear perspective view thereof. The evenly-spaced dashed broken lines in the figures depict portions of the mobile phone that form no part of the claimed design. The dot-dash broken lines in the figures depict the bounds of the claim and form no part of the claimed design.

1 Claim, 12 Drawing Sheets



(58) **Field of Classification Search**

CPC H04M 1/0202; H04M 1/0235; H04M 1/0237; H04M 1/0239; H04M 1/0266; H04M 1/0268; H04M 1/027; H04M 1/0295; H04M 1/02; H04M 1/0279; H04M 1/0283

See application file for complete search history.

(56) **References Cited**

U.S. PATENT DOCUMENTS

D560,216 S * 1/2008 Takamori D14/248
 D563,924 S * 3/2008 Arnold D14/138 AB
 D571,345 S * 6/2008 Kim D14/138 AB
 D571,773 S * 6/2008 Kim D14/138 AB
 D584,264 S * 1/2009 Oh D14/138 AB
 D586,311 S * 2/2009 Oh D14/138 AB
 D587,232 S * 2/2009 Kim D14/138 AB
 D591,712 S * 5/2009 Kim D14/138 AB
 D593,523 S * 6/2009 Neumann D14/138 AB
 D593,533 S * 6/2009 Seo D14/138 AB
 D599,769 S * 9/2009 Chambers D14/138 AB
 D600,668 S * 9/2009 Lyles D14/138 AB
 D613,710 S * 4/2010 Kim D14/138 AB
 D633,069 S * 2/2011 Ryu D14/138 AB
 D633,456 S * 3/2011 Lee D14/138 AB
 D676,818 S * 2/2013 Park D14/138 G
 D686,586 S * 7/2013 Cho D14/138 G
 D697,885 S * 1/2014 Park D14/138 G
 D704,672 S * 5/2014 Chen D14/138 G

D746,285 S * 12/2015 Okabe D14/345
 D749,574 S * 2/2016 Park D14/345
 D778,253 S * 2/2017 Kwak D14/138 AB
 D797,729 S * 9/2017 Park D14/345
 D820,801 S * 6/2018 Yeom D14/138 AB
 D825,513 S * 8/2018 Seo D14/138 AB
 D826,203 S * 8/2018 Seo D14/138 AB
 D826,889 S * 8/2018 Seo D14/138 AB
 D829,682 S * 10/2018 Han D14/138 AB
 D840,393 S * 2/2019 Kim D14/345
 D842,833 S * 3/2019 Seo D14/138 AB
 D842,834 S * 3/2019 Seo D14/138 AB
 D860,990 S * 9/2019 Tian D14/345
 D875,091 S * 2/2020 Kwon D14/341
 2019/0339739 A1 * 11/2019 Park H04M 1/0268
 2020/0177714 A1 * 6/2020 Jung H04M 1/0243

FOREIGN PATENT DOCUMENTS

CN 305836461 * 6/2020
 IN 327514-001-0001 * 5/2020
 JP D1643842 * 10/2019
 JP D1643843 * 10/2019
 JP D1643844 * 10/2019
 JP D1643845 * 10/2019
 JP D1643846 * 10/2019
 JP D1643847 * 10/2019
 JP D1643848 * 10/2019
 JP D1643849 * 10/2019
 JP D1643850 * 10/2019

* cited by examiner

FIG. 1




FIG. 2




FIG. 3




FIG. 4

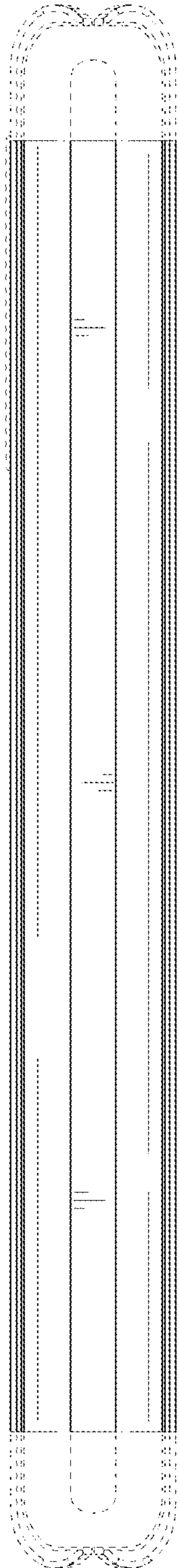


FIG. 5

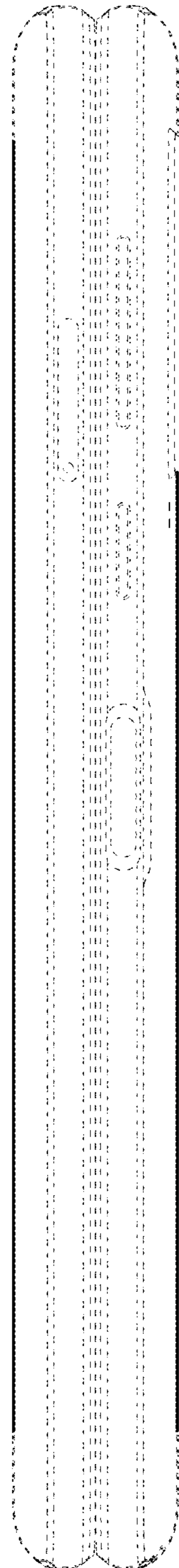


FIG. 6




FIG. 7

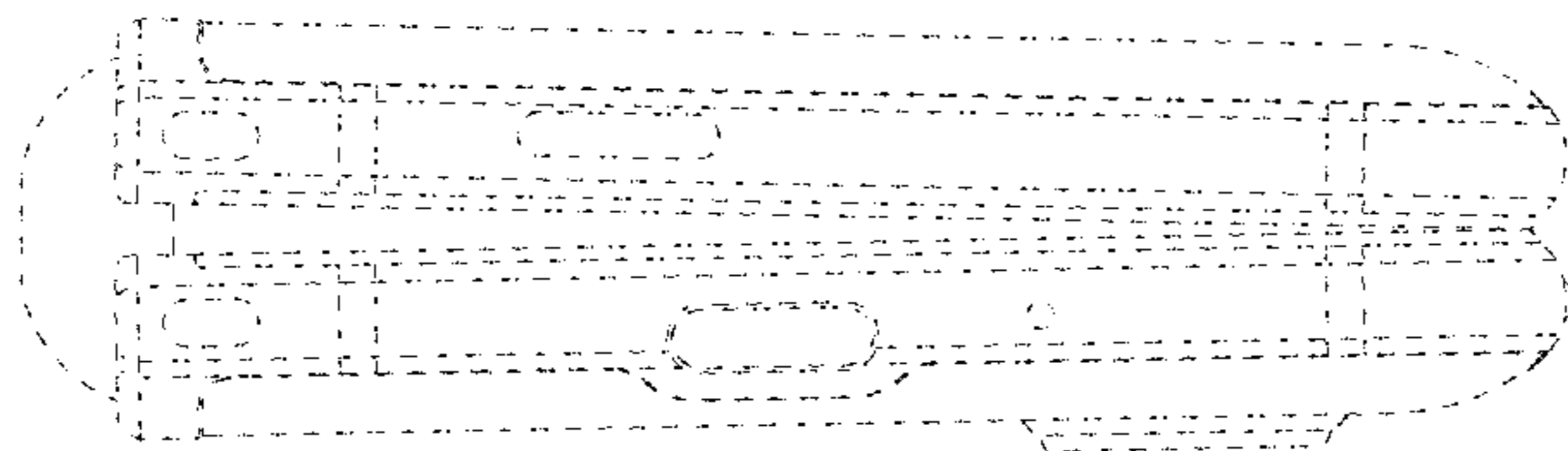


FIG. 8

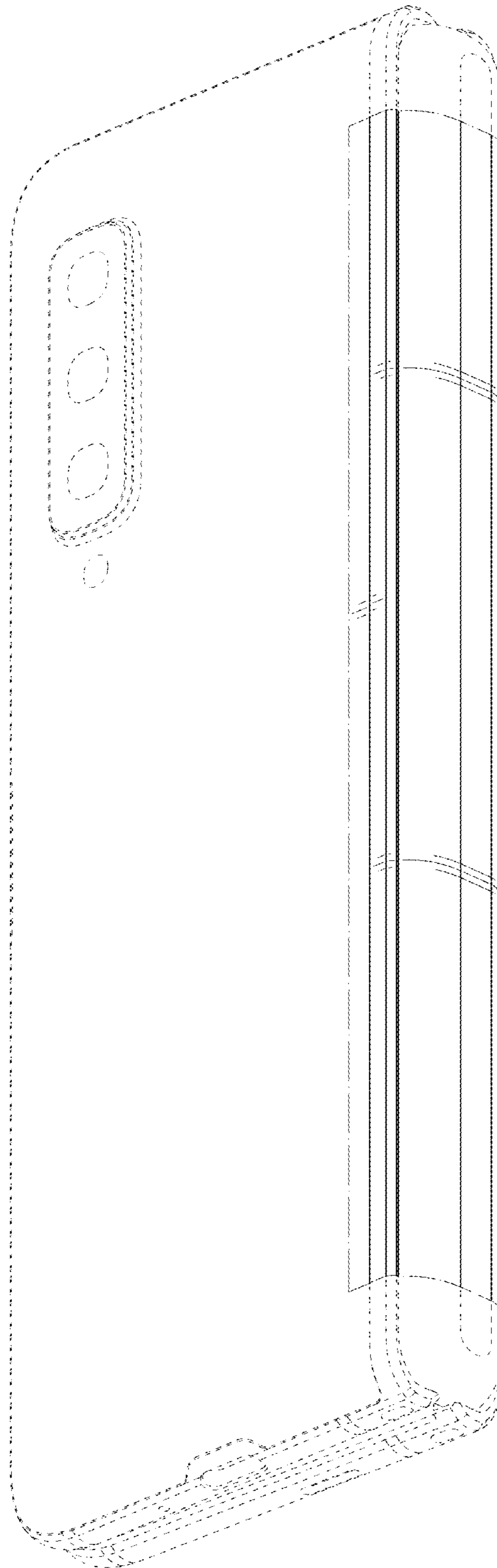


FIG. 9

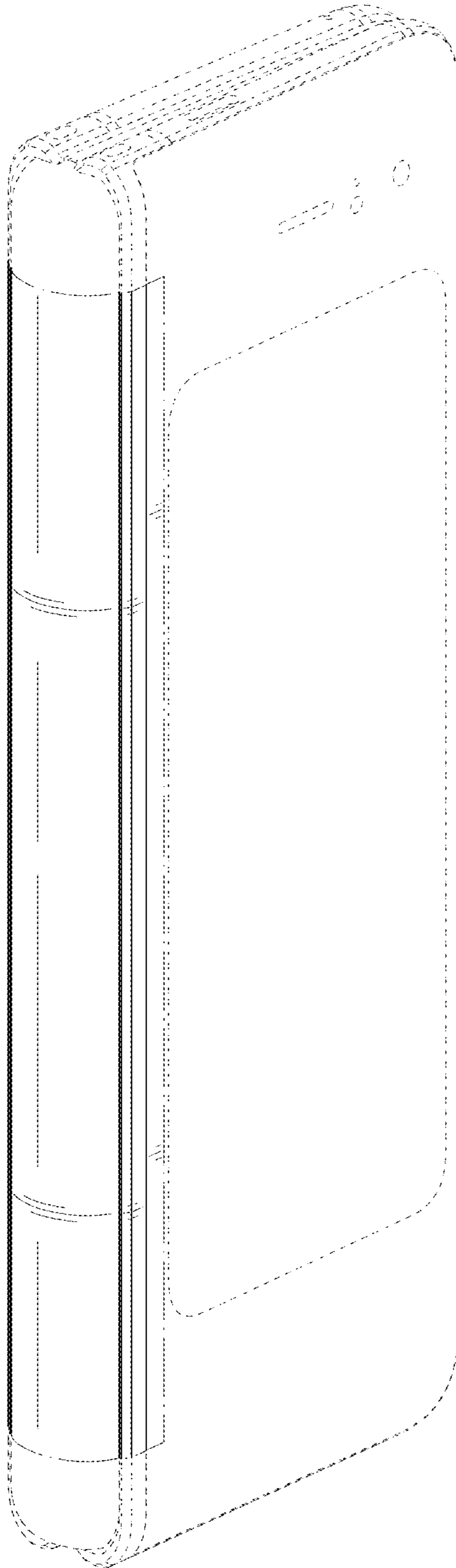


FIG. 10




FIG. 11




FIG. 12

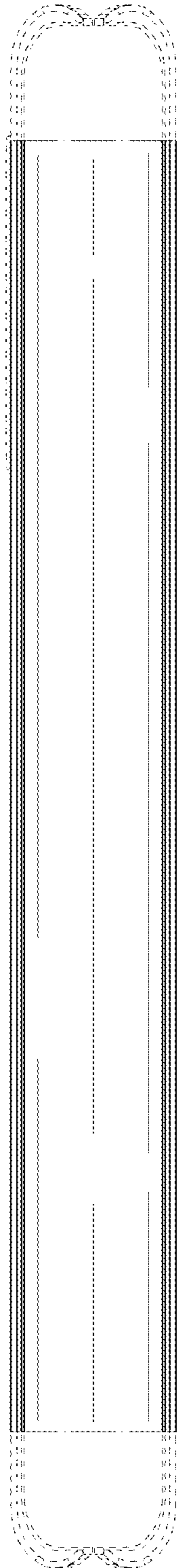


FIG. 13

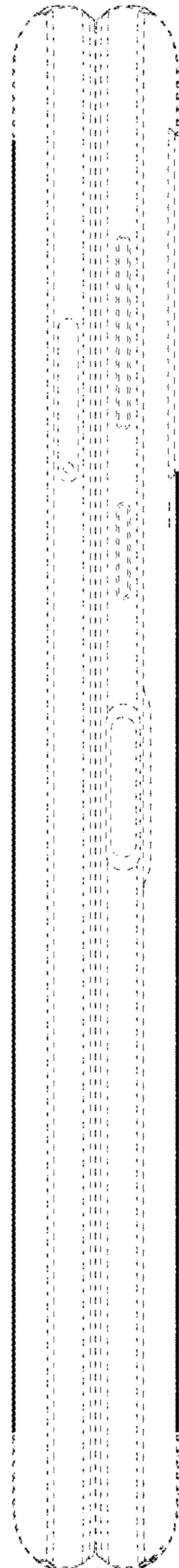


FIG. 14




FIG. 15

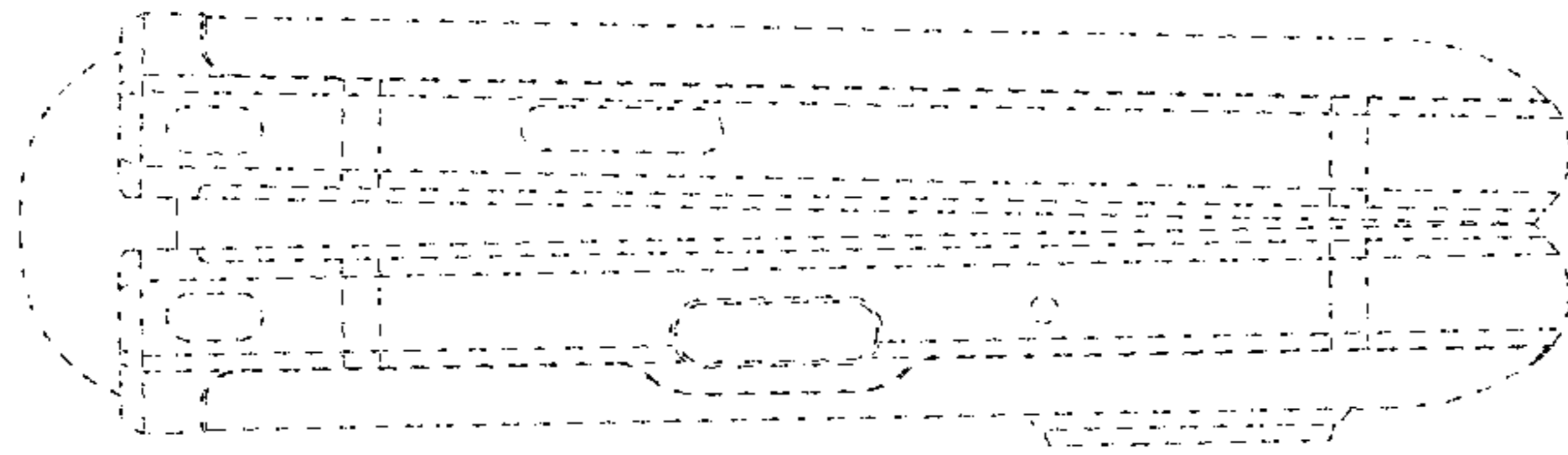


FIG. 16

