

US00D902866S

(12) **United States Design Patent** (10) **Patent No.:** **US D902,866 S**
Neumann (45) **Date of Patent:** **** Nov. 24, 2020**

(54) **CABLE FEED-THROUGH FOR ELECTRIC VEHICLES**

(71) Applicant: **PHOENIX CONTACT E-Mobility GmbH**, Schieder-Schwalenberg (DE)

(72) Inventor: **Edmund Neumann**, Hameln (DE)

(73) Assignee: **PHOENIX CONTACT E-MOBILITY GMBH**, Schieder-Schwalenberg (DE)

(**) Term: **15 Years**

(21) Appl. No.: **29/676,921**

(22) Filed: **Jan. 16, 2019**

(30) **Foreign Application Priority Data**

Aug. 1, 2018 (EM) 005519451

(51) **LOC (12) Cl.** **13-03**

(52) **U.S. Cl.**
USPC **D13/146**

(58) **Field of Classification Search**

USPC D13/103, 110, 133, 146, 147, 149, 151,
D13/153, 154, 173, 184, 199, 107-109,
D13/118-120, 156; D14/217, 230, 299,
D14/432, 433

CPC .. H01R 13/26; H01R 13/5205; H01R 13/506;
H01R 13/516; H01R 13/6581; H01R
13/5219; H01R 13/642; B60L 3/0069;
B60L 13/506; B60L 11/1818; B60L
11/1825

See application file for complete search history.

(56) **References Cited**

U.S. PATENT DOCUMENTS

D415,111 S * 10/1999 Lee D13/147
D503,152 S * 3/2005 Suckle D13/154
D514,069 S * 1/2006 Bachmann D13/149
D514,070 S * 1/2006 Bachmann D13/149

(Continued)

OTHER PUBLICATIONS

DC Charger, Jan. 17, 2019, [online], [site visited May 26, 2020], Available from Internet URL: <https://www.phoenixcontact.com> (Year: 2019).*

(Continued)

Primary Examiner — Karen E Kearney

Assistant Examiner — Michael Chong

(74) *Attorney, Agent, or Firm* — Leydig, Voit & Mayer, Ltd.

(57) **CLAIM**

The ornamental design for a cable feed-through for electric vehicles, as shown and described.

DESCRIPTION

FIG. 1 is a top-right-rear perspective view of a cable feed-through for electric vehicles showing a first embodiment of my new design;

FIG. 2 is a bottom view thereof;

FIG. 3 is a right-side view thereof;

FIG. 4 is a rear view thereof;

FIG. 5 is a left-side view thereof;

FIG. 6 is a front view thereof;

FIG. 7 is a top view thereof;

FIG. 8 is a bottom-right-rear perspective view of a cable feed-through for electric vehicles showing a second embodiment of my new design;

FIG. 9 is a bottom view thereof;

FIG. 10 is a front view thereof;

FIG. 11 is a right-side thereof;

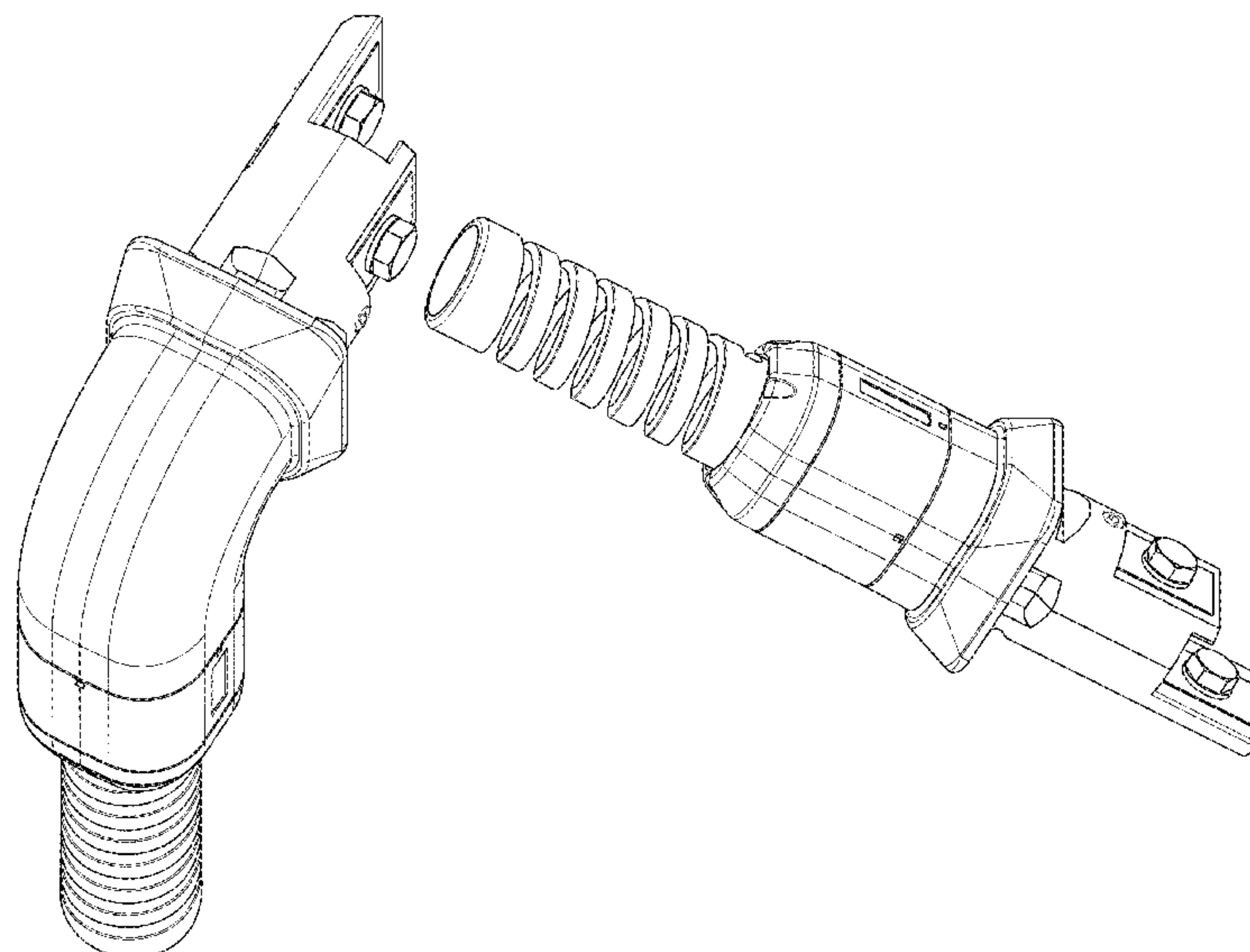
FIG. 12 is a rear view thereof;

FIG. 13 is a left-side view thereof; and,

FIG. 14 is a top view thereof.

The broken lines in the drawings illustrate portions of the cable feed-through for electric vehicles that form no part of the claimed design.

1 Claim, 14 Drawing Sheets



(56)

References Cited

U.S. PATENT DOCUMENTS

D542,225 S * 5/2007 Victor D13/154
 8,573,998 B2 * 11/2013 Ichio B60L 11/1818
 439/358
 D700,143 S * 2/2014 Ichio D13/120
 8,747,143 B2 * 6/2014 Ichio H01R 13/5227
 439/358
 9,321,363 B2 * 4/2016 Yamamaru B60K 15/05
 9,346,368 B2 * 5/2016 Bito B60L 53/16
 9,604,544 B2 * 3/2017 Fehler B60L 53/16
 9,751,414 B2 * 9/2017 Erices B60L 1/003
 9,776,521 B2 * 10/2017 Lopez B60L 11/1818
 D806,038 S * 12/2017 Zhang D13/147
 D816,040 S * 4/2018 Corona D13/146
 D816,616 S * 5/2018 Corona D13/146
 D818,964 S * 5/2018 Corona D13/146
 10,017,061 B2 * 7/2018 Lopez B60L 53/18
 10,118,496 B2 * 11/2018 Chuang B60L 53/16
 D884,645 S * 5/2020 Fukuyama D13/146
 10,647,207 B2 * 5/2020 Rivas B60L 53/30
 D890,704 S * 7/2020 Moseke D13/146
 10,714,884 B2 * 7/2020 Gotz H01R 27/00
 2012/0126747 A1 * 5/2012 Kiko B60L 53/65
 320/109

2014/0008135 A1 * 1/2014 Kinomura B60L 53/30
 180/65.1
 2014/0167695 A1 * 6/2014 Shimizu B60L 53/65
 320/109
 2014/0184158 A1 * 7/2014 Osawa B60L 11/1818
 320/109
 2015/0137756 A1 * 5/2015 Fukushima H01R 13/447
 320/109
 2015/0295344 A1 * 10/2015 Sawada B60L 11/1818
 439/587
 2016/0257211 A1 * 9/2016 Kimura B60L 11/1818
 2016/0347191 A1 * 12/2016 Hayashigawa B60L 53/18
 2018/0170196 A1 * 6/2018 Huang B60L 53/16
 2018/0345804 A1 * 12/2018 Nagel H01R 13/6683
 2020/0122592 A1 * 4/2020 Heuer B60L 11/1818
 2020/0231052 A1 * 7/2020 Rivas B60L 53/16

OTHER PUBLICATIONS

AC Charger, Nov. 15, 2019, [online], [site visited May 26, 2020],
 Available from Internet URL: <https://www.phoenixcontact.com> (Year:
 2019).*

* cited by examiner

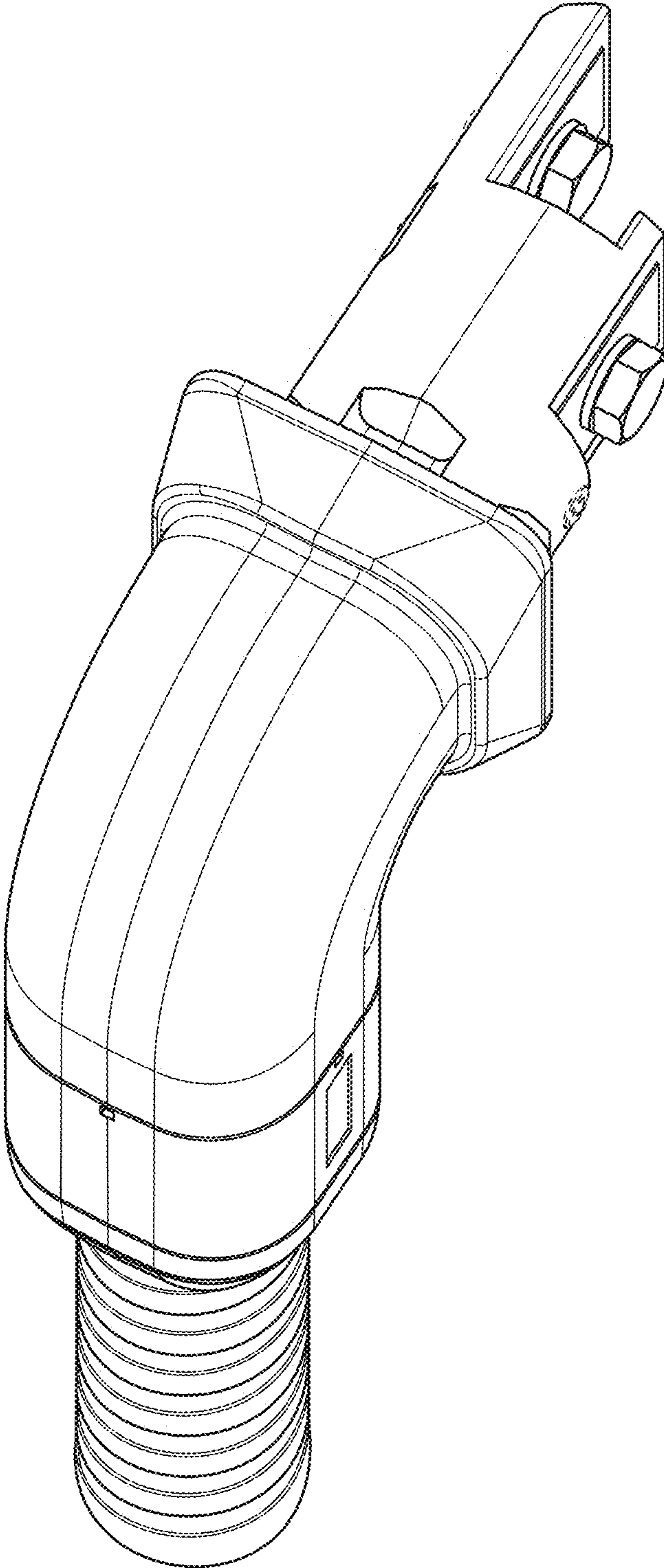


FIG. 1

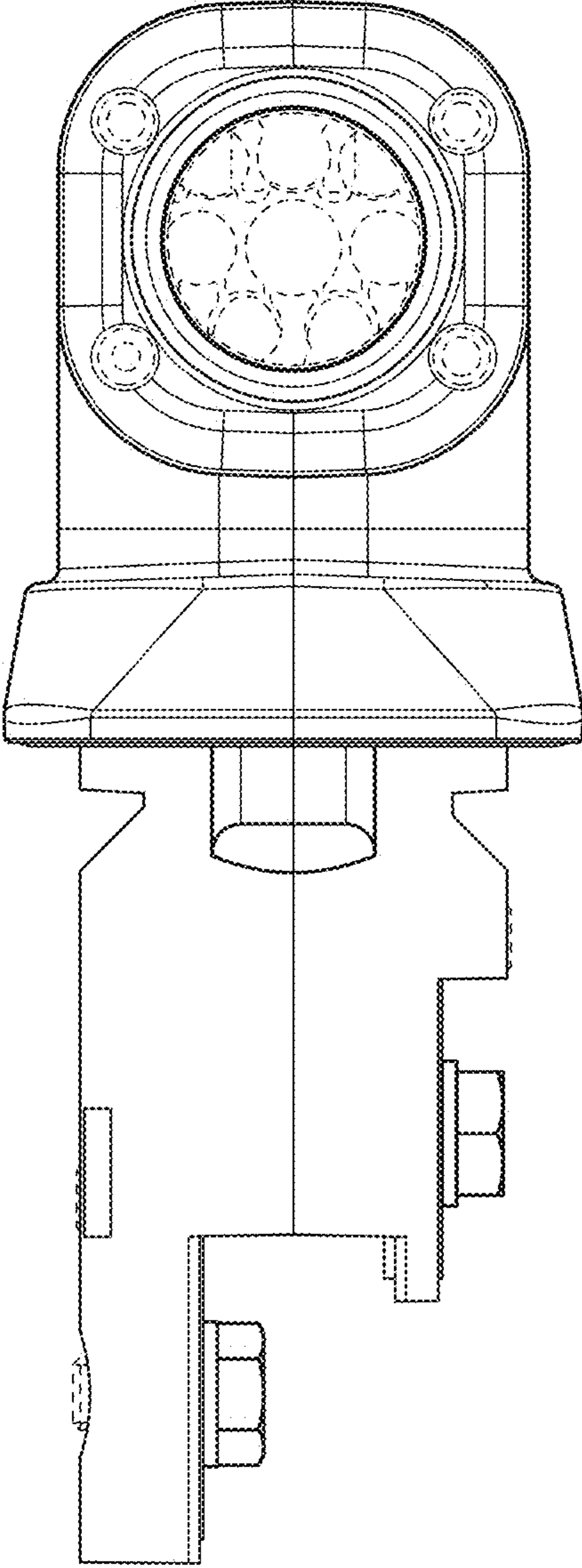


FIG. 2

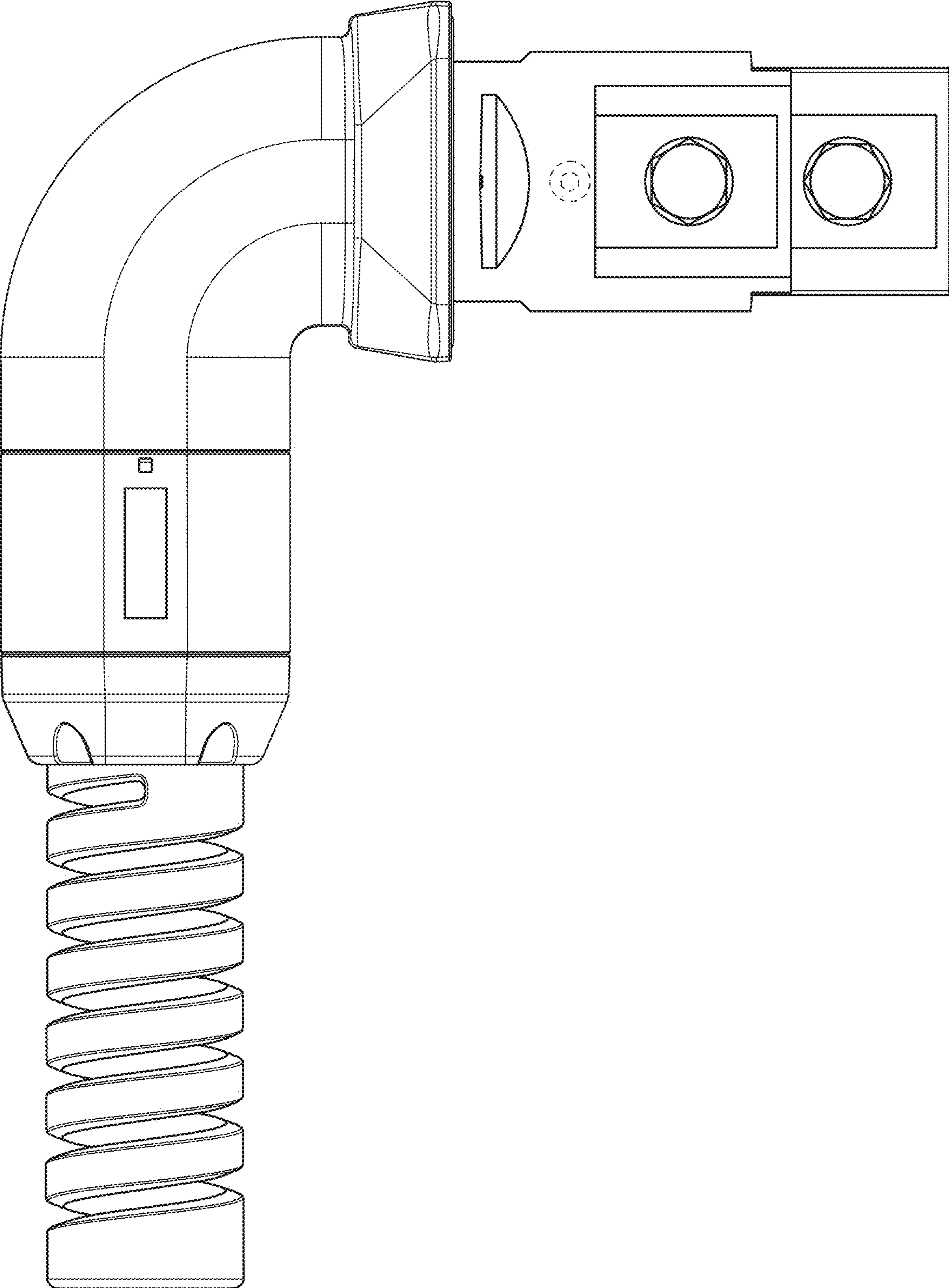


FIG. 3

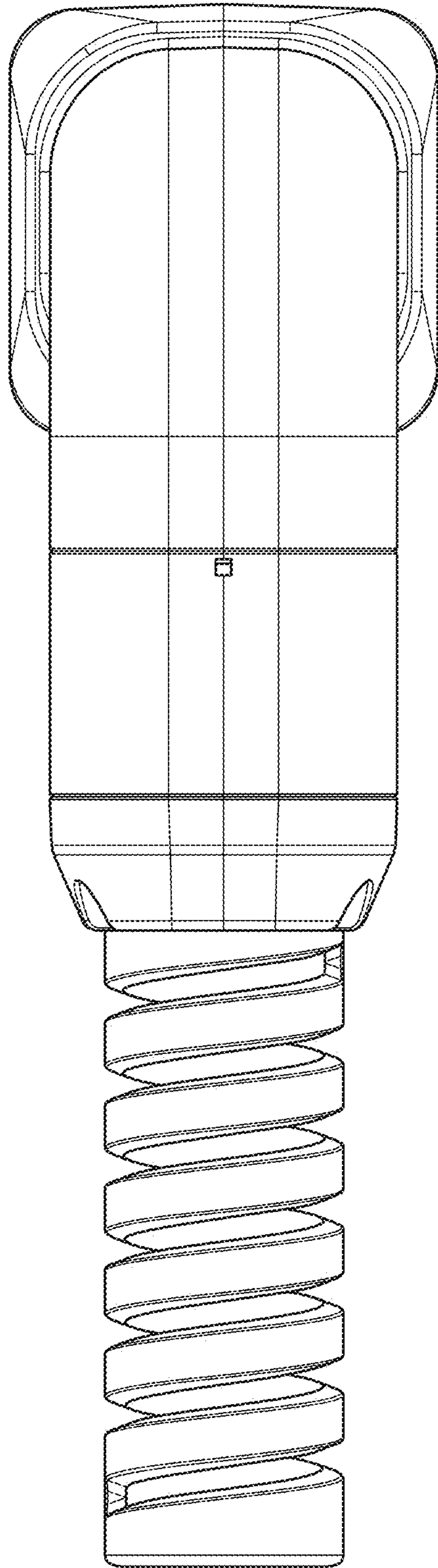


FIG. 4

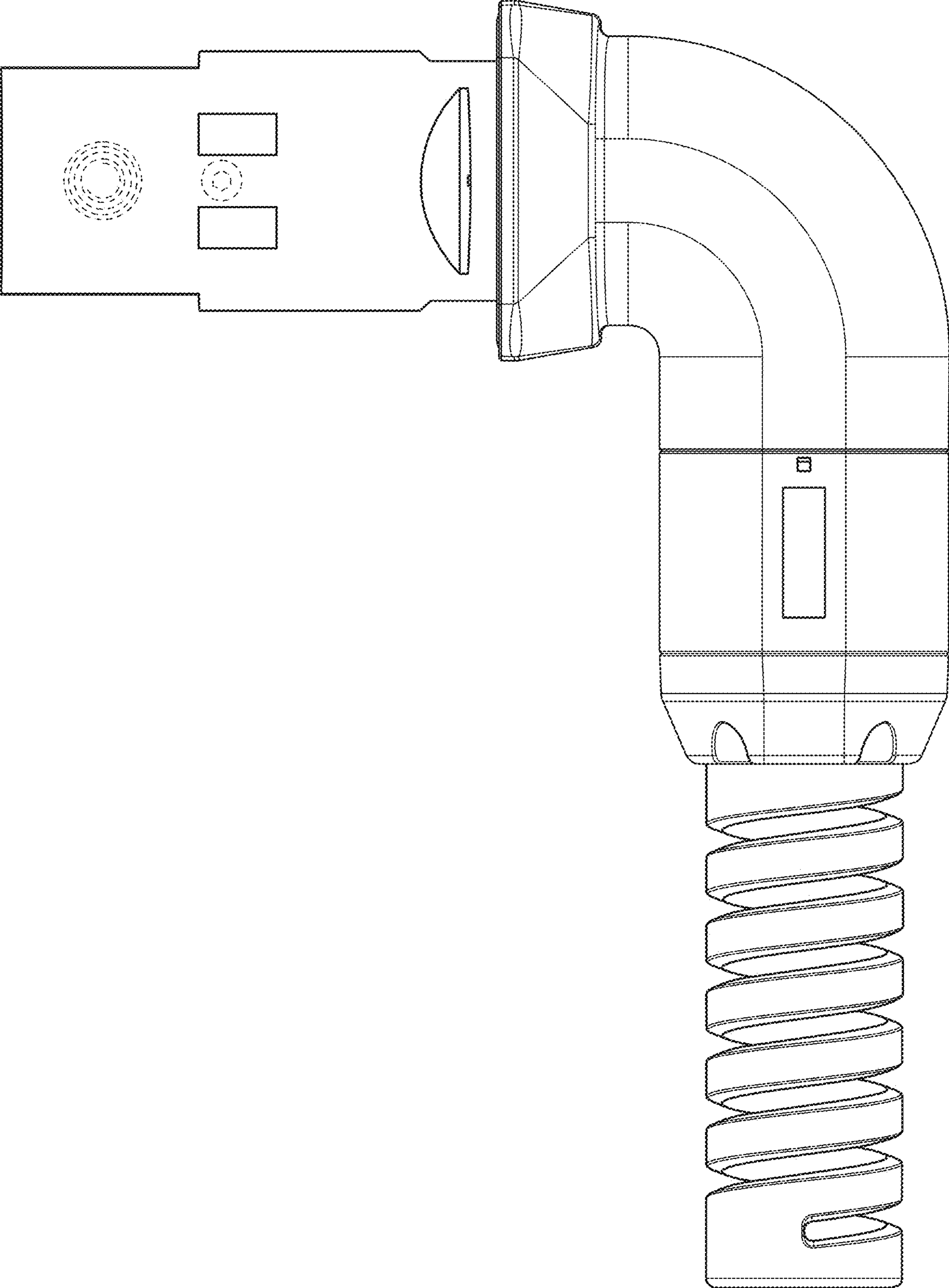


FIG. 5

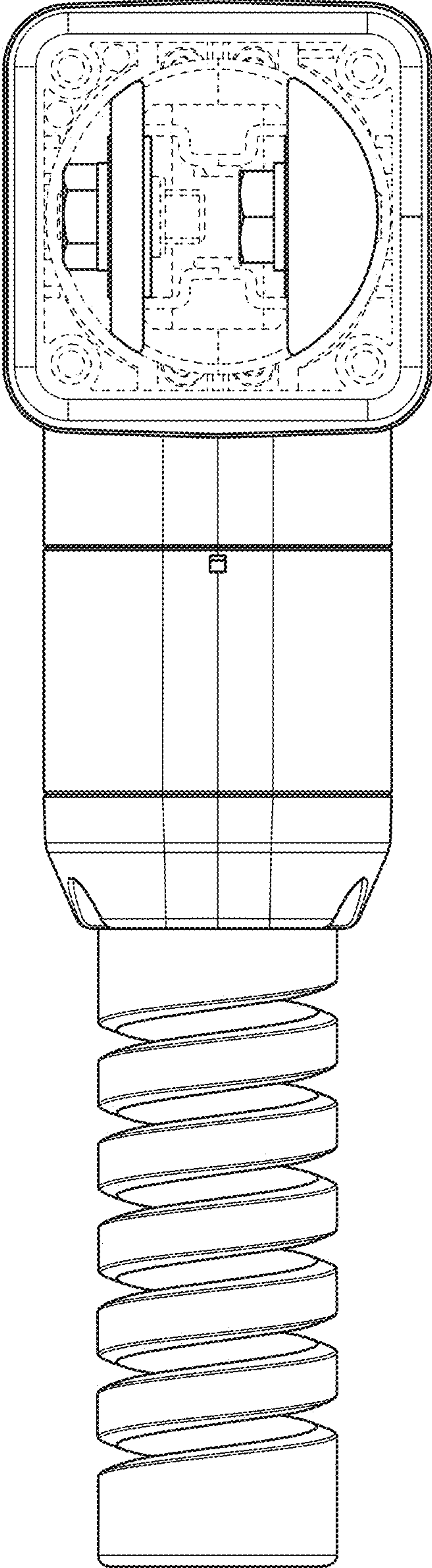


FIG. 6

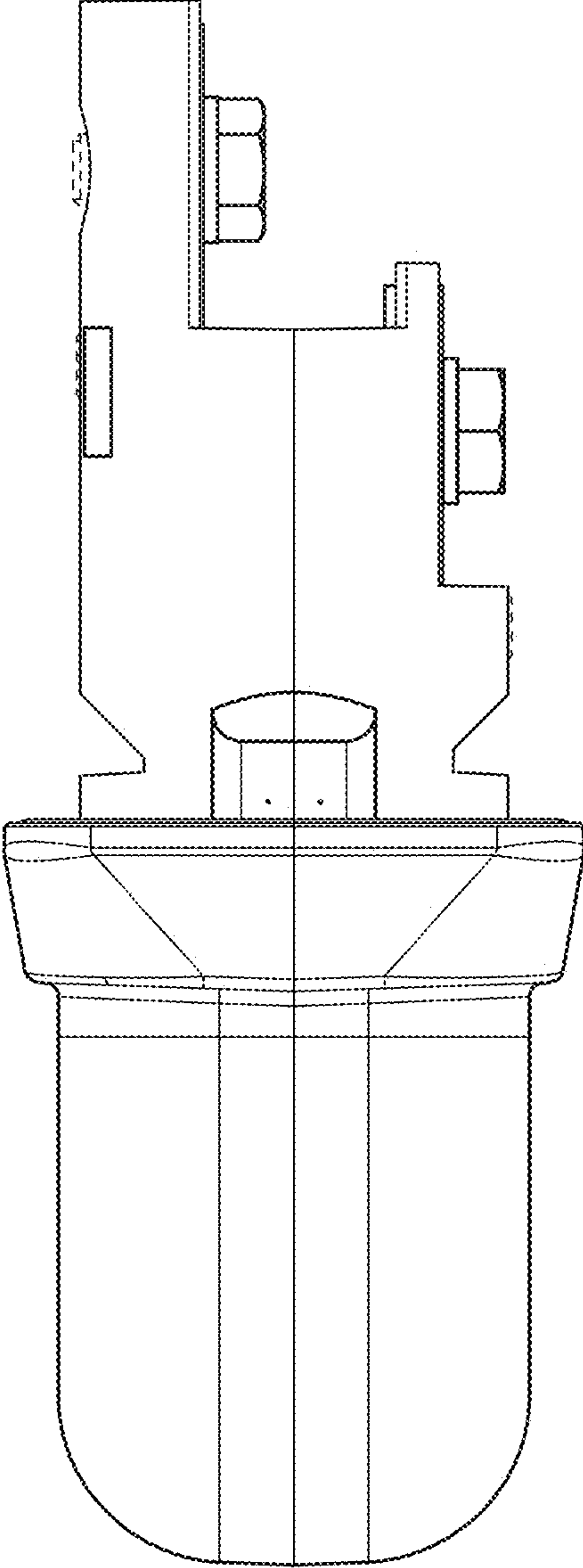


FIG. 7

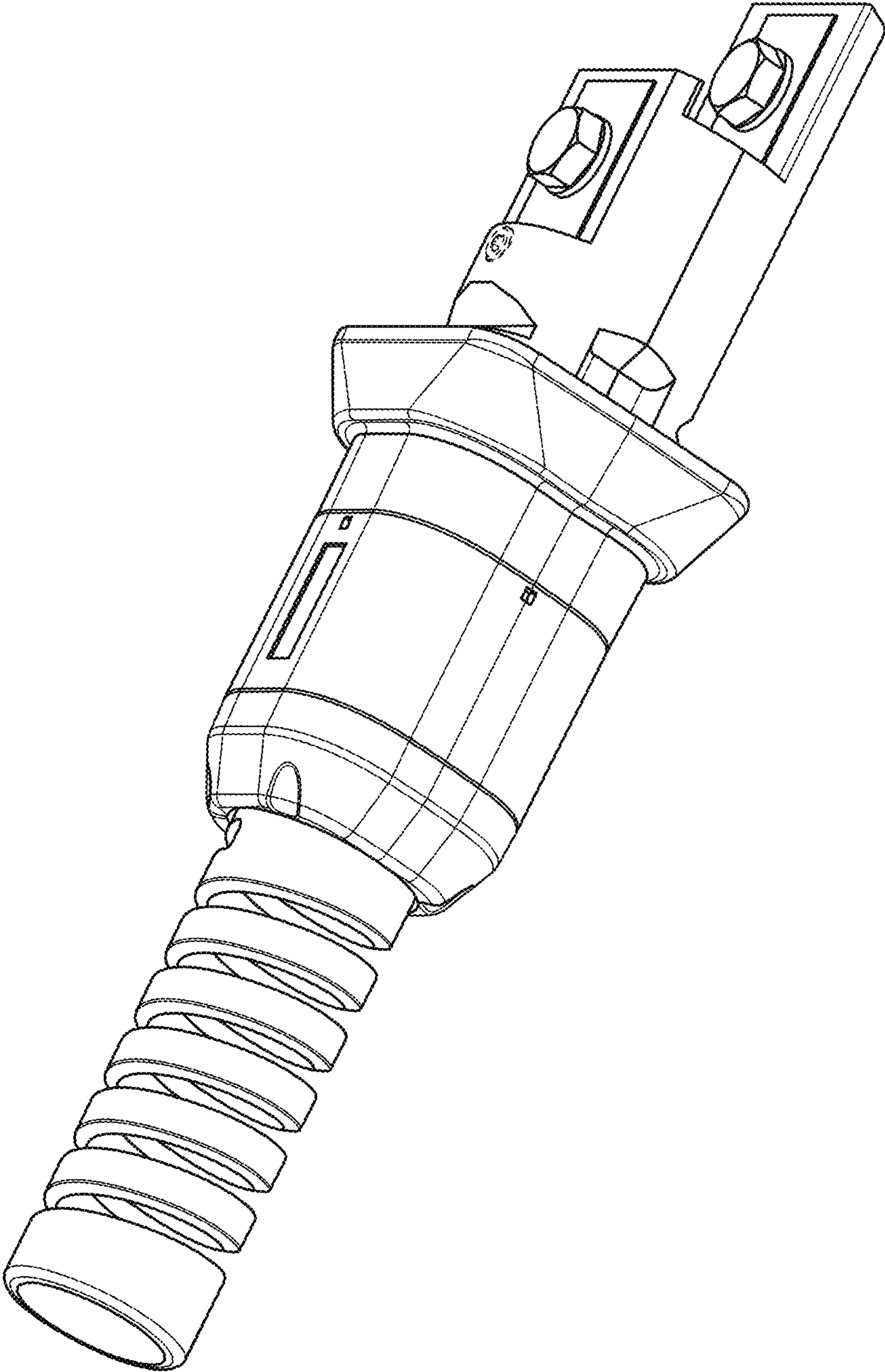


FIG. 8

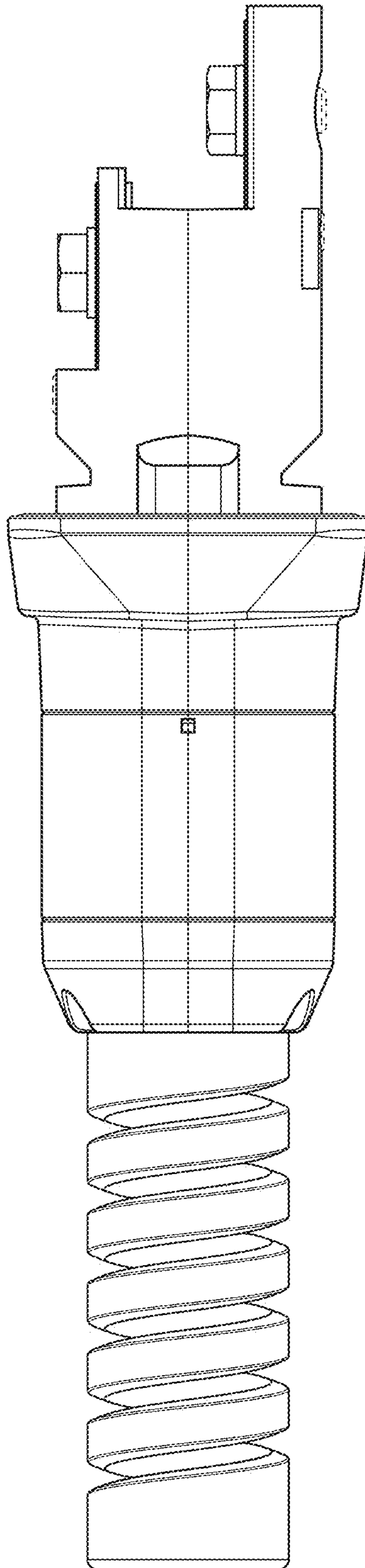


FIG. 9

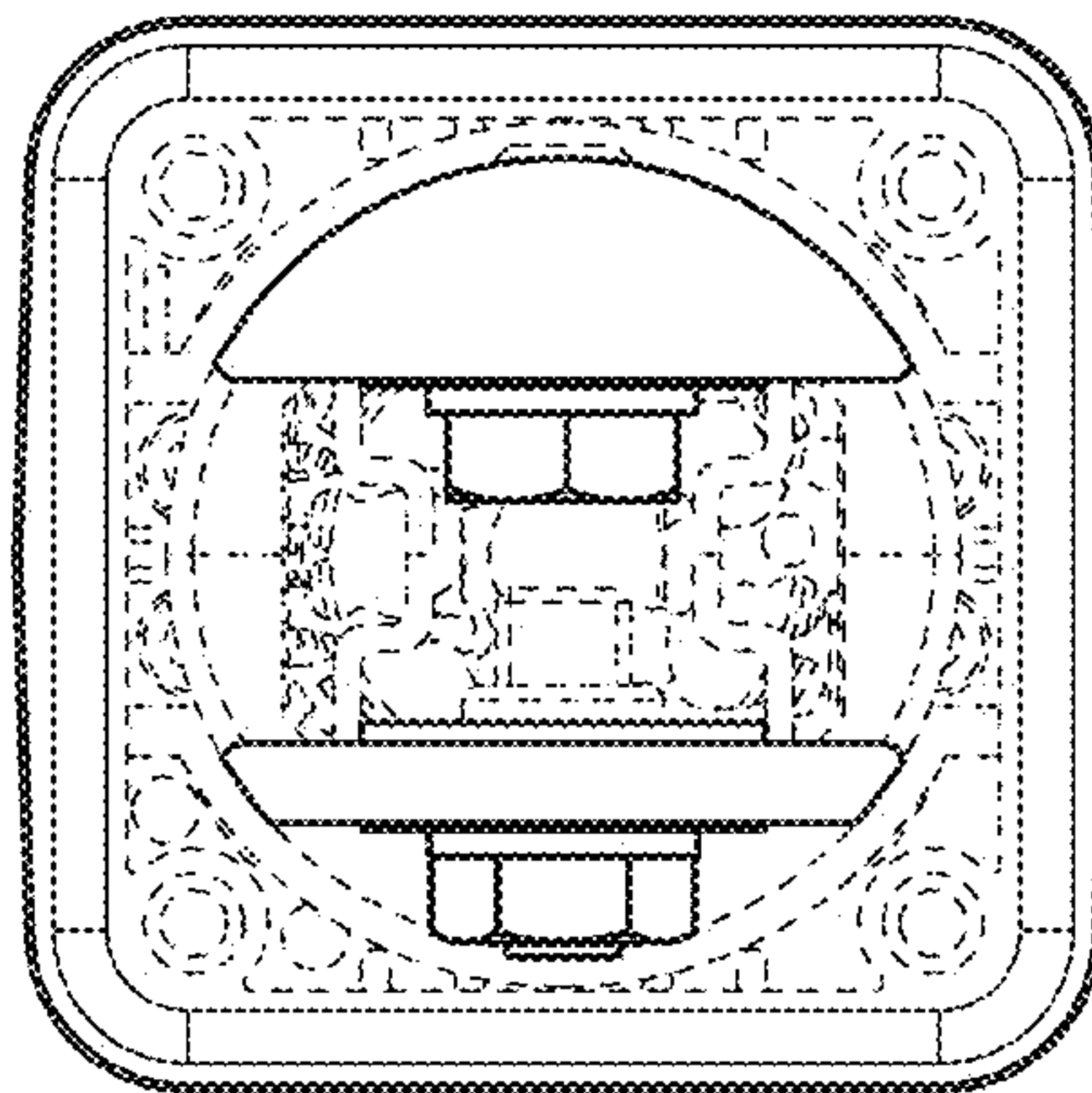


FIG. 10

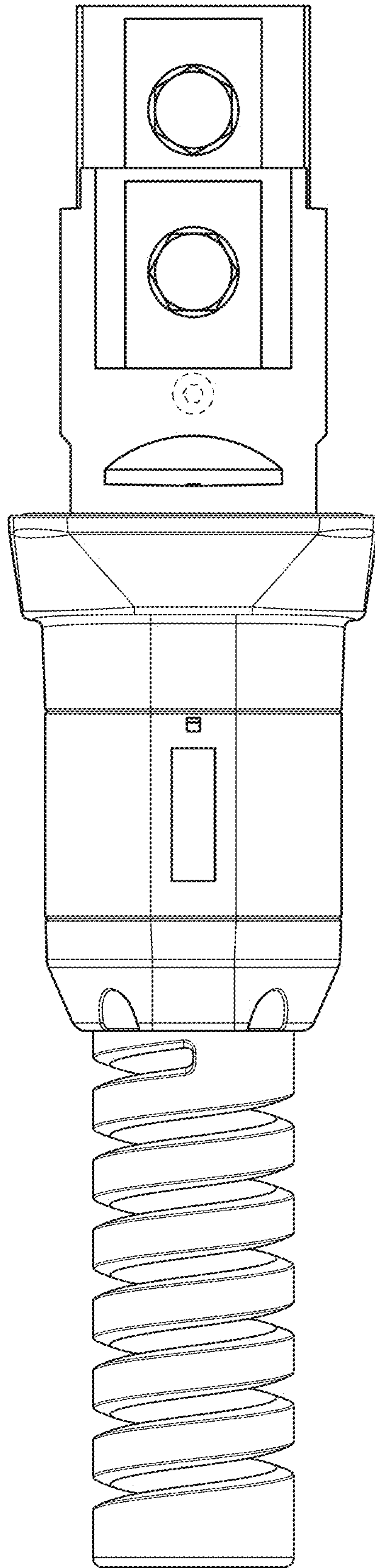


FIG. 11

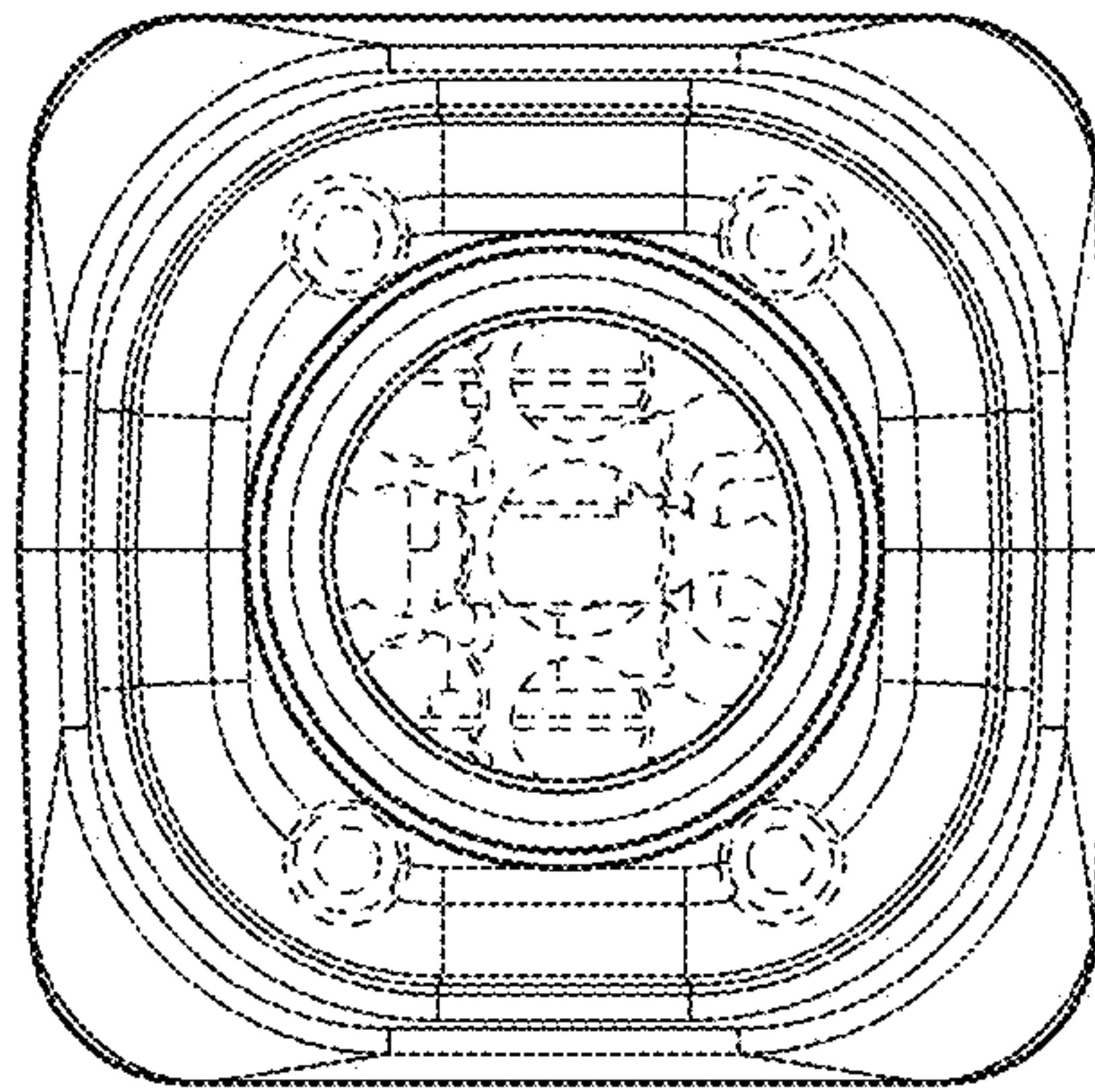


FIG. 12

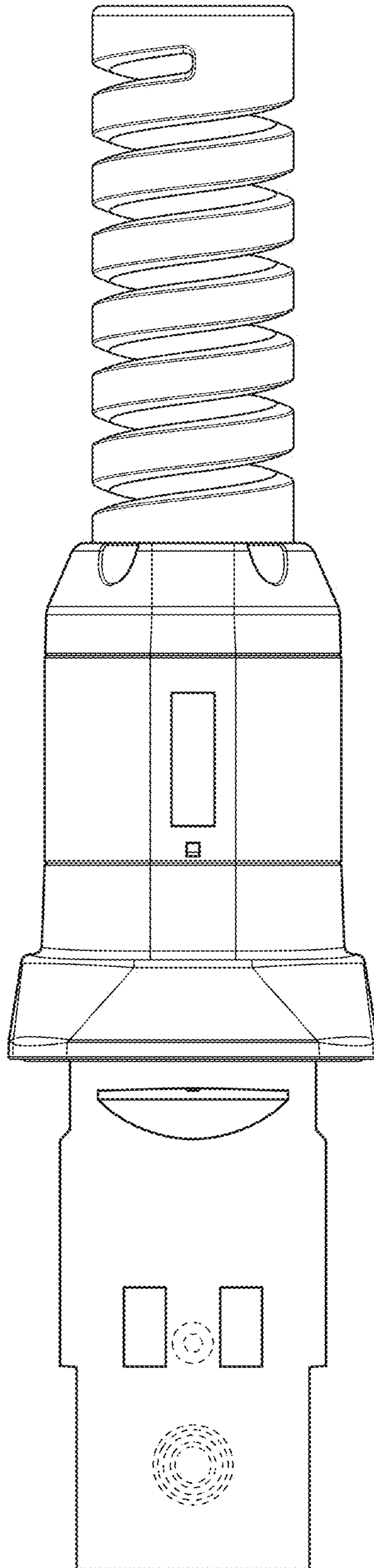


FIG. 13

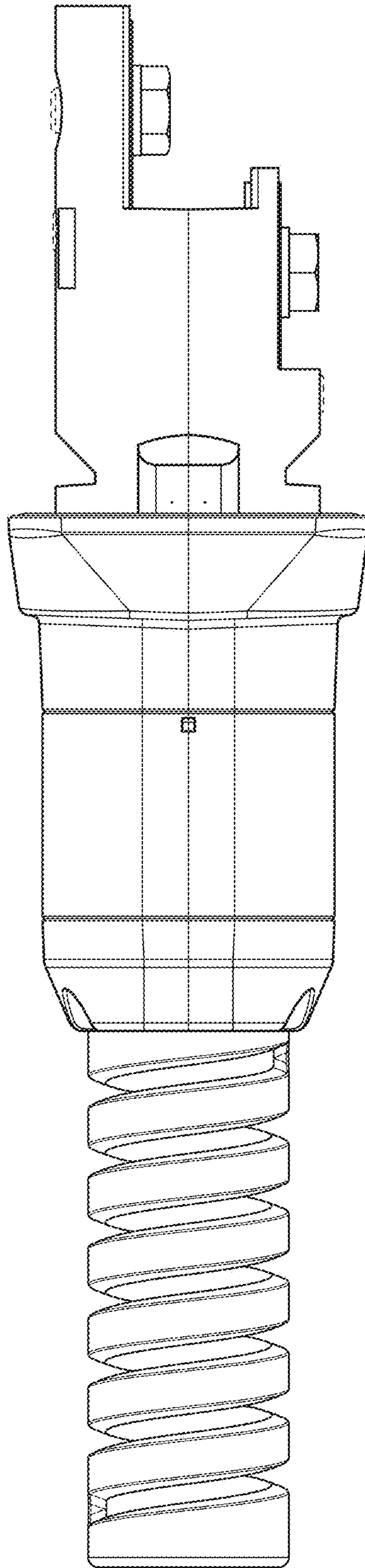


FIG. 14