



US00D902849S

(12) **United States Design Patent**  
**Wu**

(10) **Patent No.:** **US D902,849 S**

(45) **Date of Patent:** **\*\* Nov. 24, 2020**

(54) **JUMP STARTER**

(71) Applicant: **SHENZHEN JIEQI DIGITAL TECHNOLOGY CO., LTD**, Shenzhen (CN)

(72) Inventor: **Zhipeng Wu**, Shenzhen (CN)

(73) Assignee: **SHENZHEN JIEQI DIGITAL TECHNOLOGY CO., LTD**, Shenzhen (CN)

(\*\*) Term: **15 Years**

(21) Appl. No.: **29/741,486**

(22) Filed: **Jul. 13, 2020**

(30) **Foreign Application Priority Data**

Jul. 10, 2020 (EM) ..... 008036222

(51) **LOC (12) Cl.** ..... **13-02**

(52) **U.S. Cl.**  
USPC ..... **D13/107**

(58) **Field of Classification Search**  
USPC ..... D13/103, 107-110, 118-119, 184, 199  
CPC .... H02J 7/02; H02J 7/14; H02J 7/1438; H02J 7/342; H02J 7/345; H02J 1/122; H02J 2310/48; H02J 7/0026; H02J 7/0042; H02J 7/0044; H02J 7/0045; H02J 7/0013; H02J 7/0003; H01M 2/02; H01M 2/0202; H01M 2/0237

See application file for complete search history.

(56) **References Cited**

**U.S. PATENT DOCUMENTS**

D742,310 S \* 11/2015 Yen ..... D13/108  
D745,455 S \* 12/2015 Nook ..... D13/107  
D769,188 S \* 10/2016 Miller ..... D13/108  
D780,689 S \* 3/2017 Inskeep ..... D13/107

D786,192 S \* 5/2017 Liu ..... D13/107  
D786,790 S \* 5/2017 Miller ..... D13/108  
D803,151 S \* 11/2017 Zhou ..... D13/107  
D823,243 S \* 7/2018 Toscani ..... D13/107  
D823,793 S \* 7/2018 Xianxi ..... D13/107  
D838,669 S \* 1/2019 Miller ..... D13/108  
D851,586 S \* 6/2019 Liu ..... D13/108  
D871,330 S \* 12/2019 Chen ..... D13/108  
D872,011 S \* 1/2020 Rao ..... D13/107  
D872,012 S \* 1/2020 Rao ..... D13/107  
D874,396 S \* 2/2020 Rao ..... D13/107  
D884,608 S \* 5/2020 Gan ..... D13/107  
D884,609 S \* 5/2020 Gan ..... D13/107  
D885,329 S \* 5/2020 Gan ..... D13/107  
D889,398 S \* 7/2020 Gan ..... D13/107  
D892,727 S \* 8/2020 Gan ..... D13/107  
D896,749 S \* 9/2020 Wu ..... D13/107  
2016/0359352 A1 \* 12/2016 Chiu ..... F02N 11/12  
2018/0166897 A1 \* 6/2018 Deng ..... H02J 7/0044  
2018/0269703 A1 \* 9/2018 Nook ..... H01M 2/305

\* cited by examiner

*Primary Examiner* — Rosemary K Tarcza

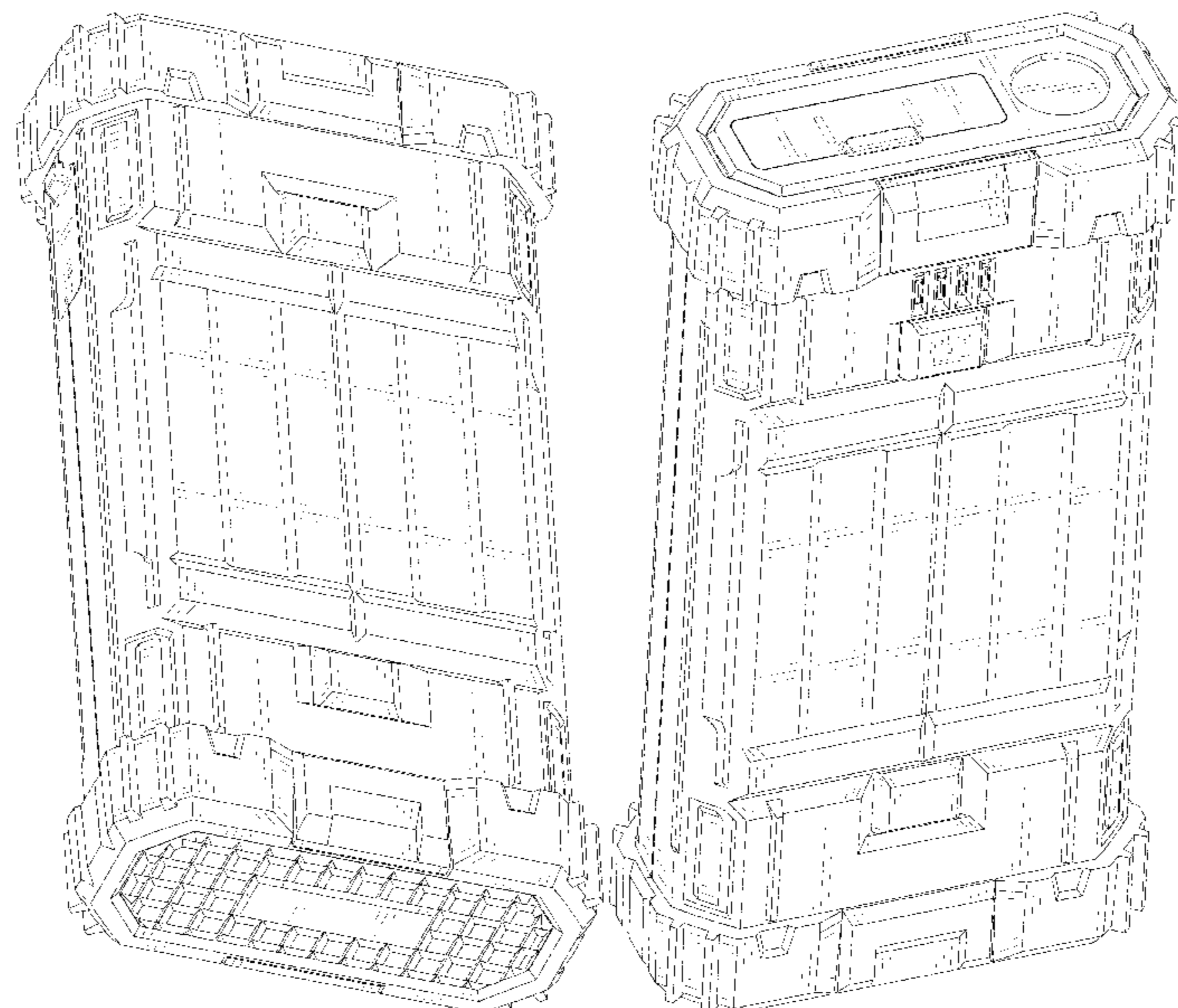
(57) **CLAIM**

The ornamental design for a jump starter, as shown and described.

**DESCRIPTION**

FIG. 1 is a perspective view of a jump starter showing my new design;  
FIG. 2 is another perspective view thereof;  
FIG. 3 is a front elevational view thereof;  
FIG. 4 is a rear elevational view thereof;  
FIG. 5 is a left side elevational view thereof;  
FIG. 6 is a right side elevational view thereof;  
FIG. 7 is a top plan view thereof; and,  
FIG. 8 is a bottom plan view thereof.  
The broken lines in the drawings depict portions of the jump starter that form no part of the claimed design.

**1 Claim, 8 Drawing Sheets**






FIG. 1






FIG. 2

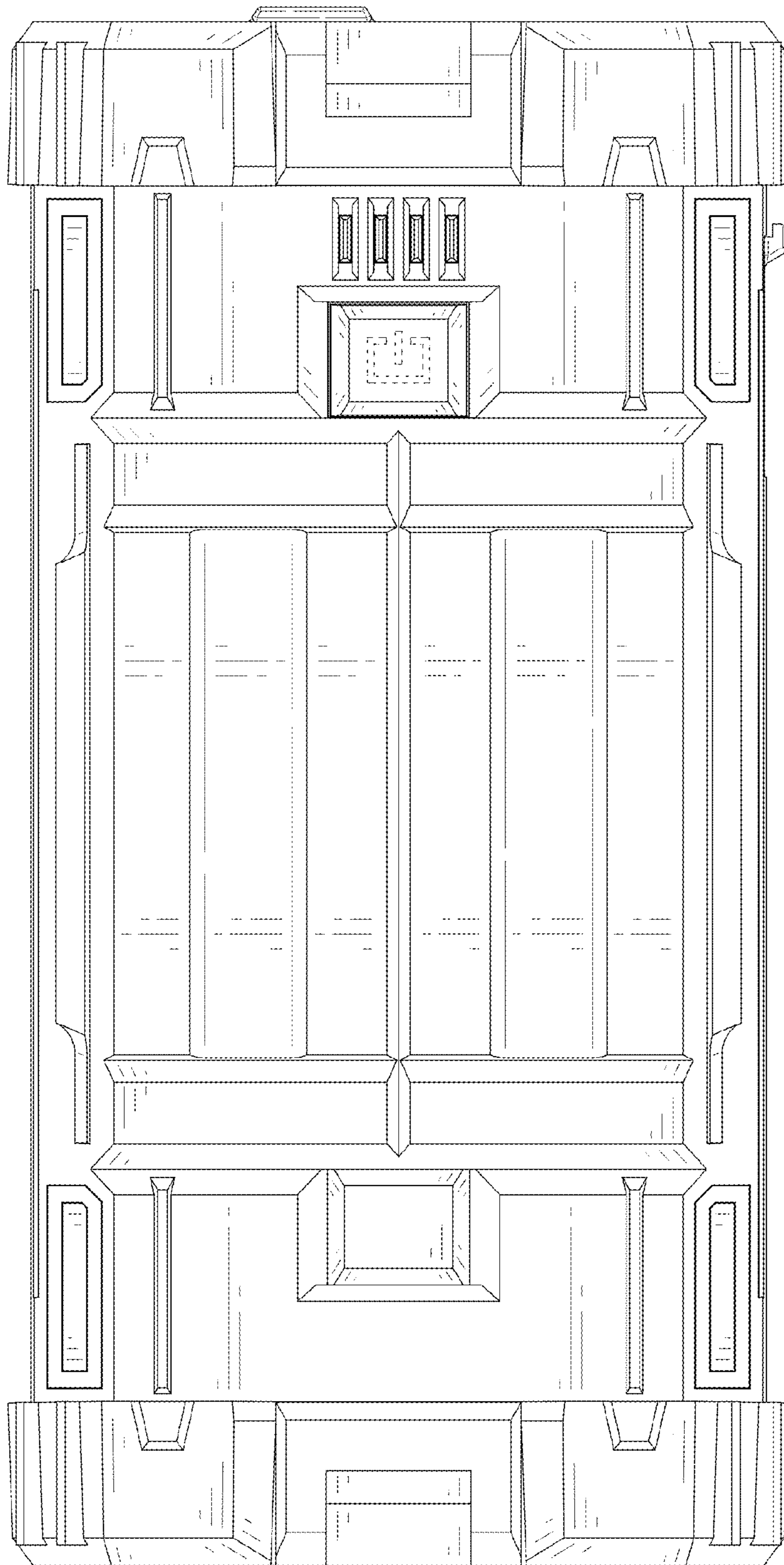


FIG. 3

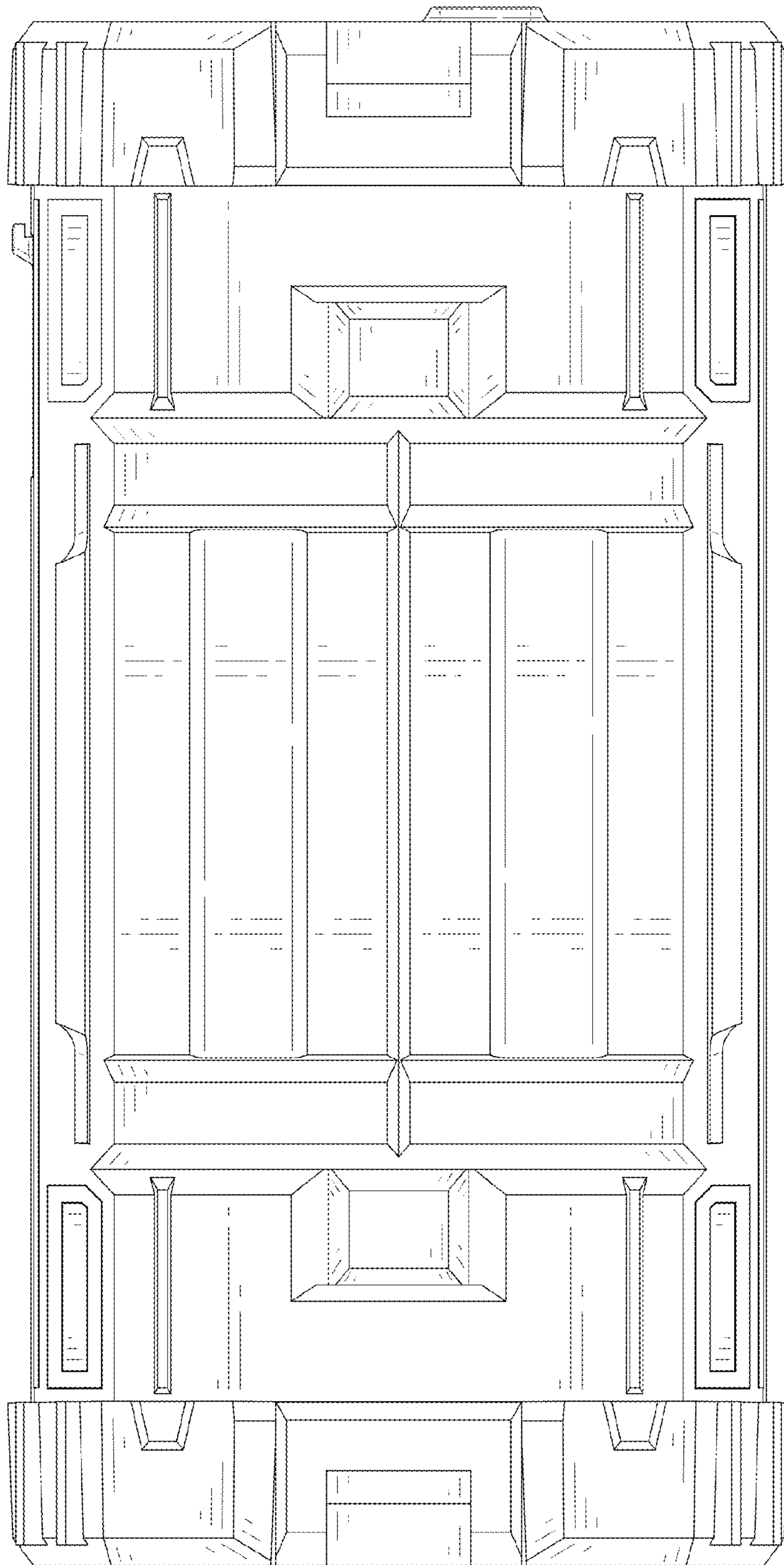


FIG. 4

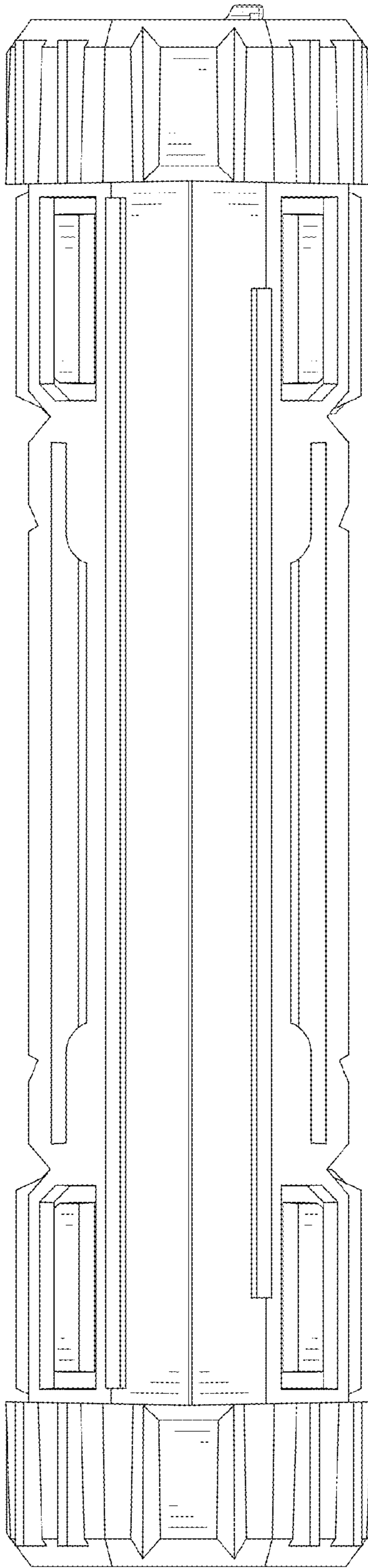


FIG. 5



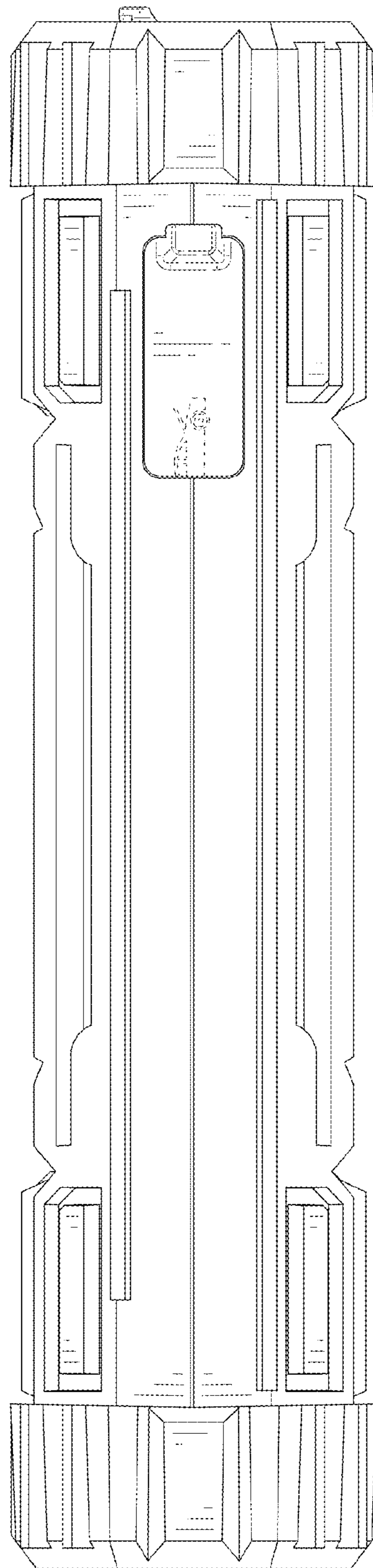


FIG. 6

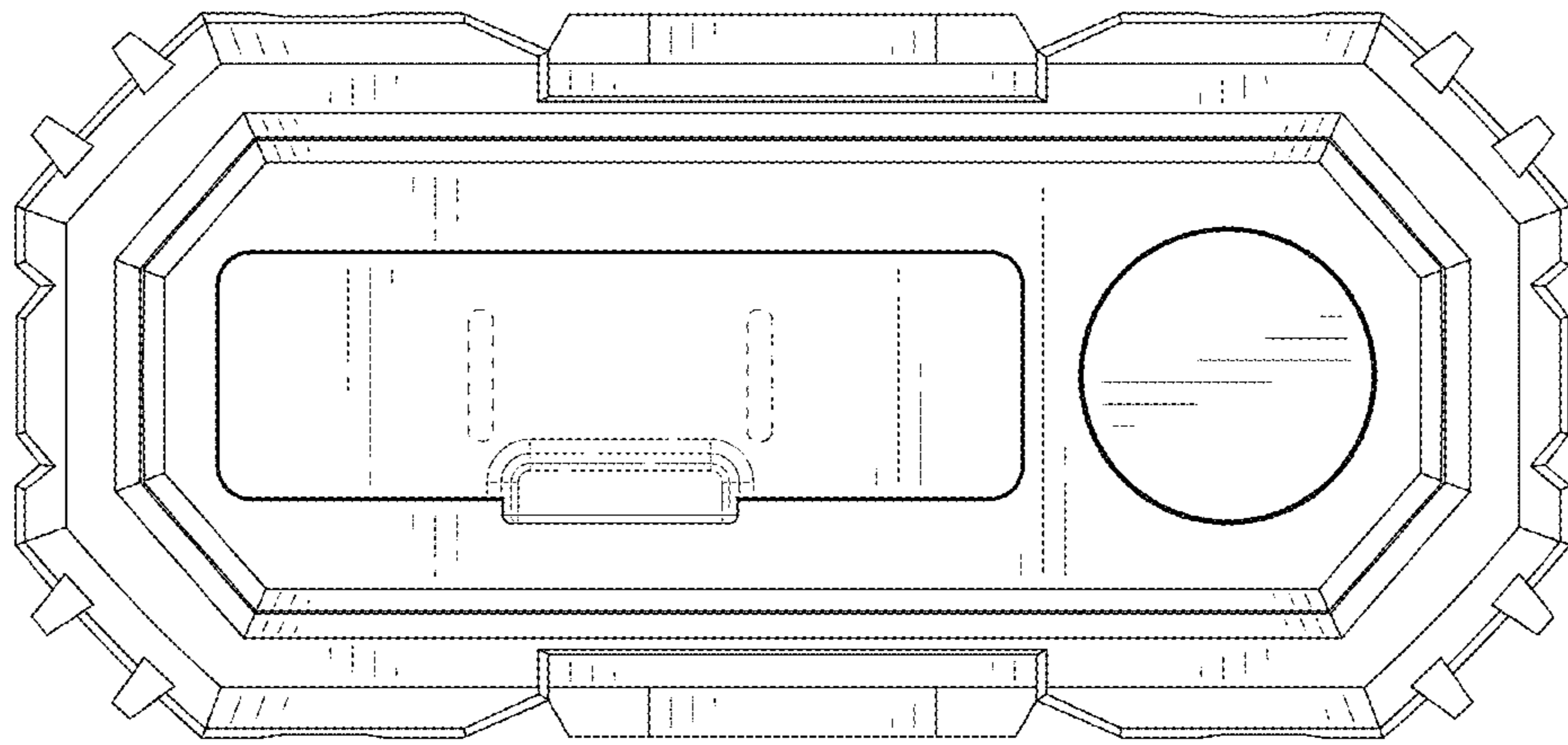


FIG. 7



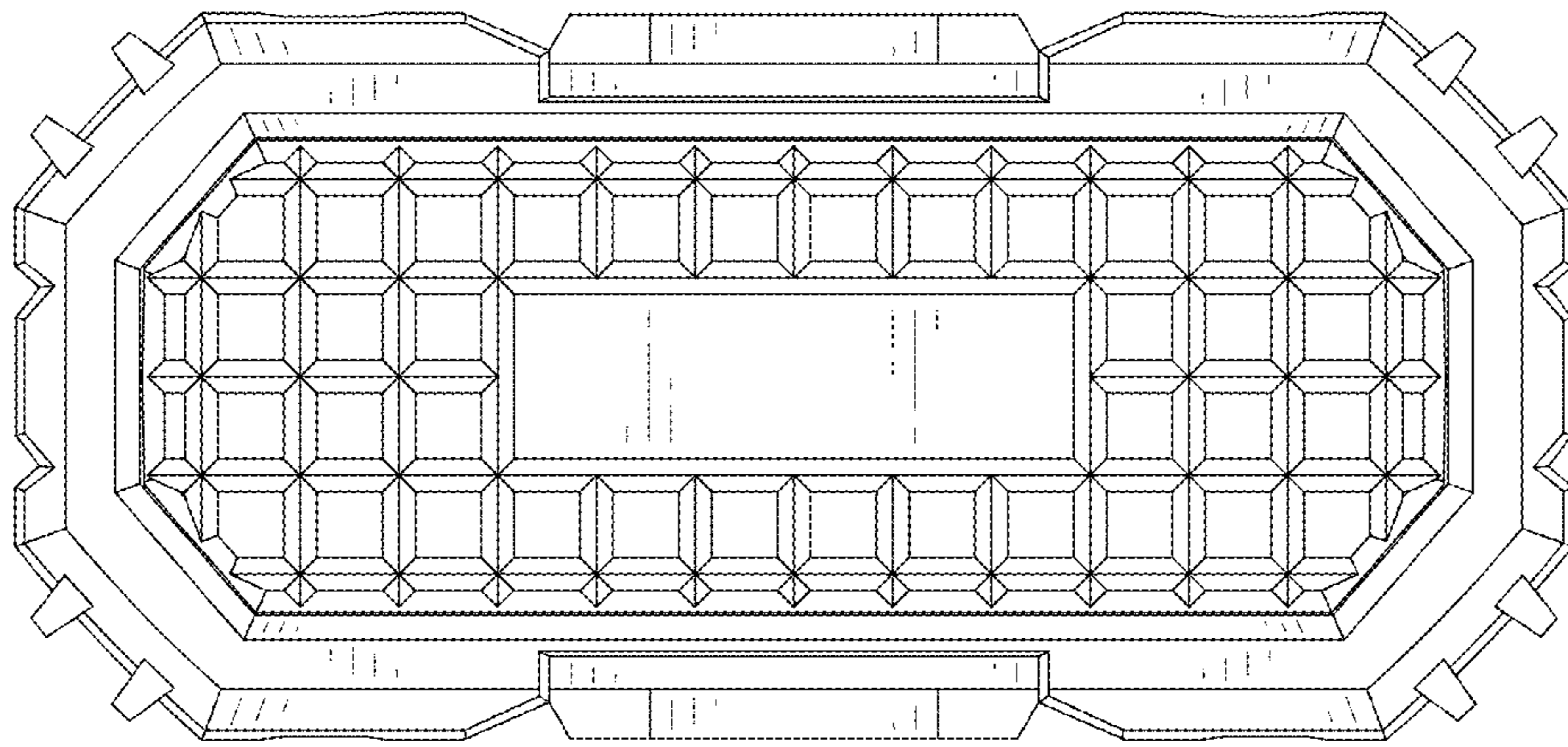


FIG. 8