



US00D902839S

(12) **United States Design Patent** (10) **Patent No.:** **US D902,839 S**
Zhang et al. (45) **Date of Patent:** **** Nov. 24, 2020**

(54) **TIRE FOR VEHICLE**
(71) Applicant: **Qingdao Sentury Tire Co., Ltd.**,
Shandong (CN)
(72) Inventors: **Yixin Zhang**, Shandong (CN); **Daoyun Ren**, Shandong (CN); **Hairong Fu**,
Shandong (CN); **Yan Xi**, Shandong
(CN)

(73) Assignee: **Qingdao Sentury Tire Co., Ltd.**,
Shandong (CN)

(**) Term: **15 Years**

(21) Appl. No.: **29/665,791**

(22) Filed: **Oct. 6, 2018**

(51) **LOC (12) Cl.** **12-15**

(52) **U.S. Cl.**

USPC **D12/596**

(58) **Field of Classification Search**

USPC D12/579, 582, 583, 584, 596, 597, 602,
D12/603

CPC .. B60C 11/0306; B60C 11/0309; B60C 11/04
See application file for complete search history.

(56) **References Cited**

U.S. PATENT DOCUMENTS

D420,956 S * 2/2000 Rodicq D12/602
D437,266 S * 2/2001 Poling D12/580

D457,128 S * 5/2002 Robert D12/579
D530,264 S * 10/2006 Labbe D12/579
D609,167 S * 2/2010 Regallis D12/583
D641,684 S * 7/2011 Cerny D12/579
D751,975 S * 3/2016 Cerny D12/583
D762,556 S * 8/2016 Dixon D12/583
D780,685 S * 3/2017 Krier D12/602
D870,030 S * 12/2019 Wang D12/602
D885,323 S * 5/2020 Koog D12/602

* cited by examiner

Primary Examiner — Robert M. Spear

(74) *Attorney, Agent, or Firm* — Hoffman Law LLC

(57) **CLAIM**

The ornamental design for a tire for vehicle, as shown and described.

DESCRIPTION

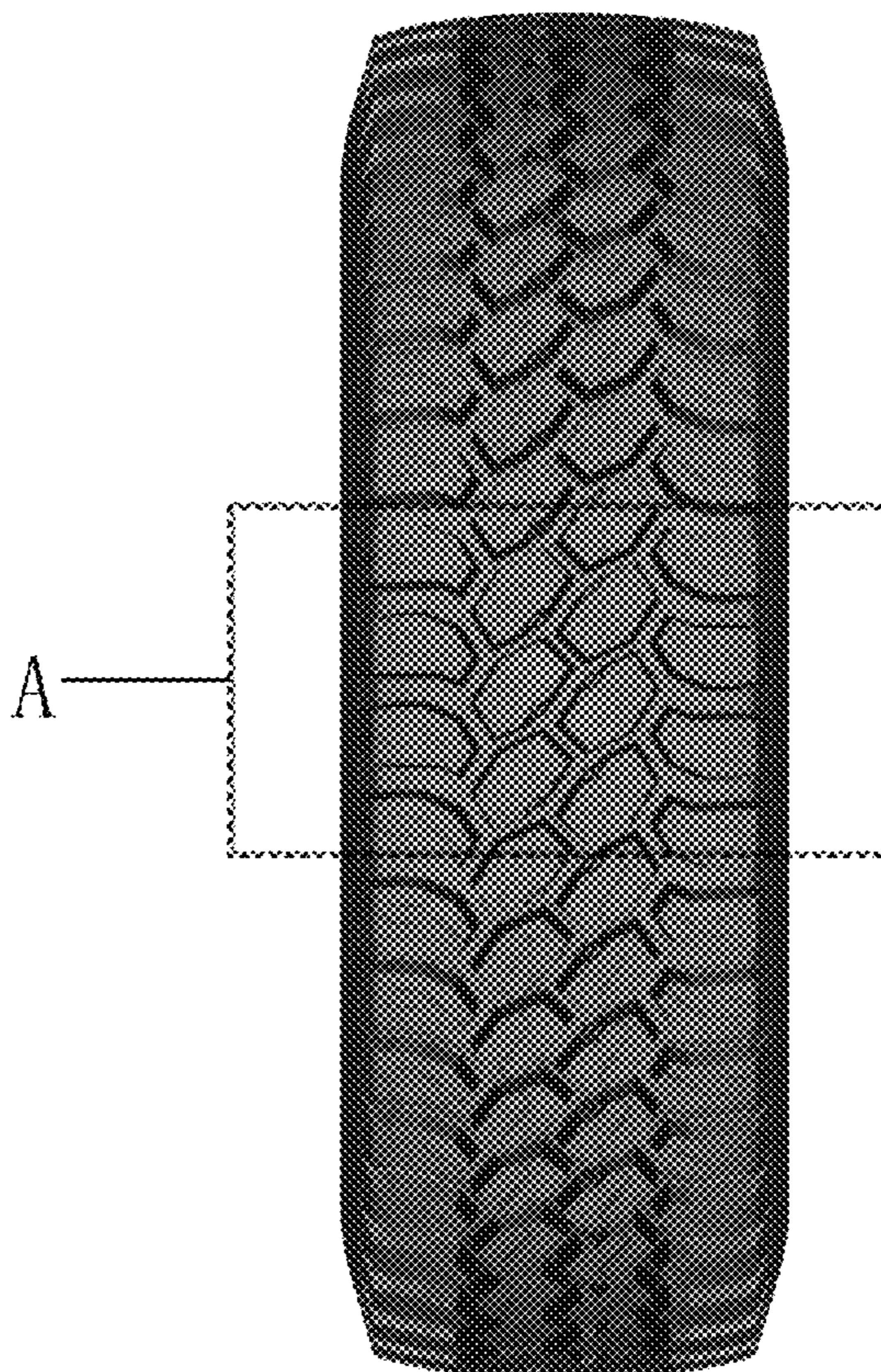
FIG. 1 is a side view of a tire for vehicle showing my new design;

FIG. 2 is a front view of tire for vehicle shown in FIG. 1;

FIG. 3 is a perspective view of the tire for vehicle shown in FIG. 1; and,

FIG. 4 is an enlarged view of Portion A of the tire for vehicle shown in FIG. 1.

1 Claim, 4 Drawing Sheets



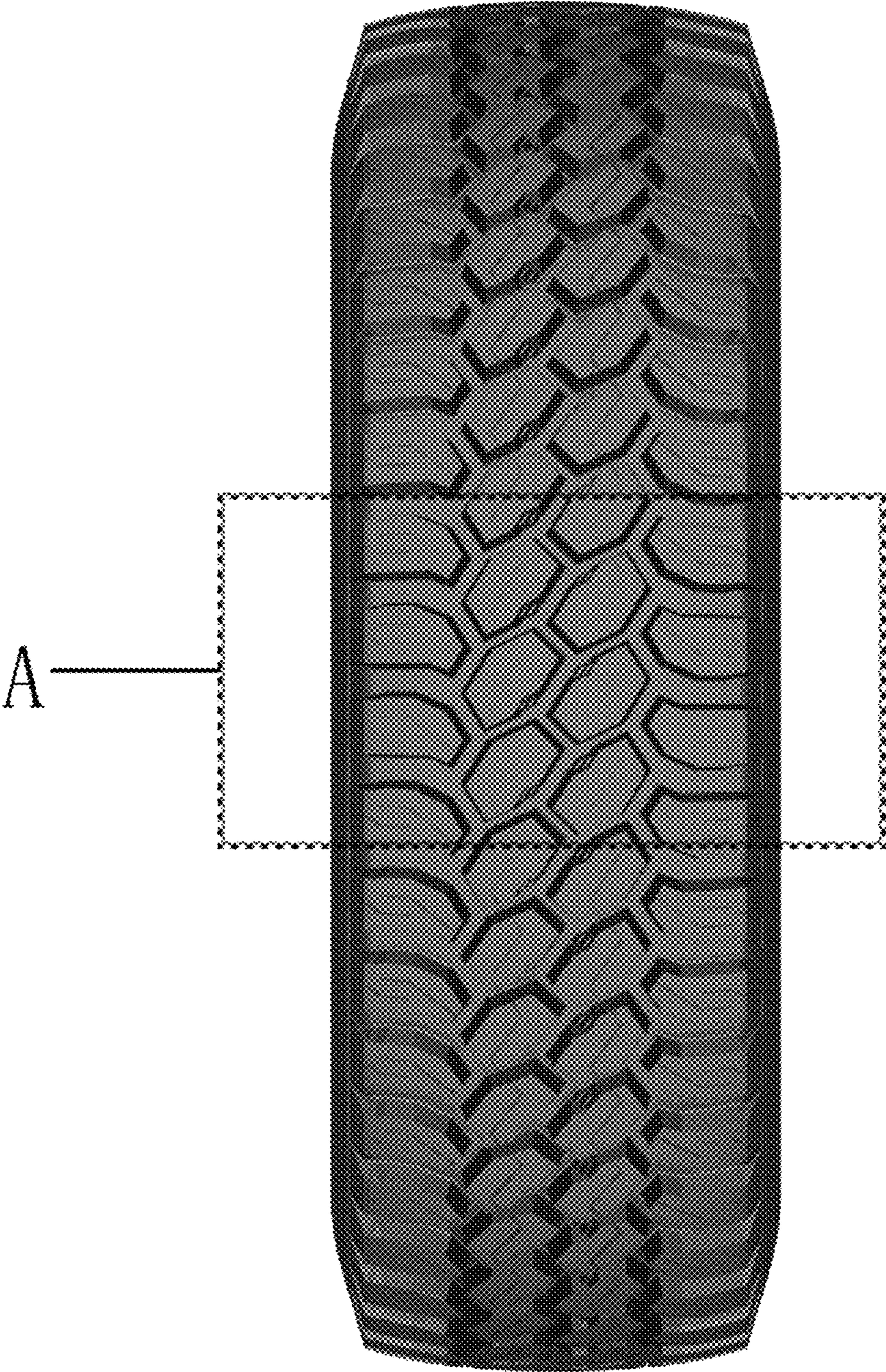


FIG. 1




FIG. 2



FIG. 3




FIG. 4