



US00D902825S

(12) **United States Design Patent**
Ash

(10) **Patent No.:** **US D902,825 S**

(45) **Date of Patent:** **** Nov. 24, 2020**

- (54) **VEHICLE WHEEL SPOKE**
- (71) Applicant: **Pilot Inc.**, City of Industry, CA (US)
- (72) Inventor: **Kelleigh Ash**, City of Industry, CA (US)
- (73) Assignee: **Pilot Inc.**, City of Industry, CA (US)
- (**) Term: **15 Years**
- (21) Appl. No.: **29/713,703**
- (22) Filed: **Nov. 18, 2019**

- D761,711 S 7/2016 Wolff et al.
- D762,545 S 8/2016 Hodges
- D763,163 S 8/2016 Chung
- D763,164 S 8/2016 Chung
- D789,270 S 6/2017 Hodges
- D795,780 S * 8/2017 Simpson D12/213
- D802,512 S 11/2017 Kong
- D805,993 S 12/2017 Sempek
- D822,576 S 7/2018 Austin
- D823,218 S 7/2018 Chung
- D828,270 S 9/2018 Aslam
- D831,561 S * 10/2018 Aiello D12/213
- D833,943 S 11/2018 Chung
- D838,647 S 1/2019 Han
- D842,210 S * 3/2019 Simpson D12/213
- D843,295 S 3/2019 Ash et al.
- D843,296 S 3/2019 Ash et al.
- D843,299 S 3/2019 Hodges et al.

Related U.S. Application Data

- (62) Division of application No. 29/666,999, filed on Oct. 17, 2018, now Pat. No. Des. 870,630.
- (51) **LOC (12) Cl.** **12-16**
- (52) **U.S. Cl.**
USPC **D12/213**
- (58) **Field of Classification Search**
USPC D12/204–213
CPC B60B 7/00; B60B 7/02; B60B 7/04; B60B 7/01; B60B 7/06; B60B 3/02; B60B 3/04; B60B 3/06; B60B 3/10; B60B 1/00; B60B 1/08; B60B 1/10; B60B 1/12
See application file for complete search history.

References Cited

U.S. PATENT DOCUMENTS

- D680,486 S 4/2013 Zhao
- D682,760 S * 5/2013 Fetherston D12/209
- D704,124 S 5/2014 Hale, Jr.
- D707,610 S 6/2014 Hale, Jr.
- D714,205 S * 9/2014 Hale, Jr. D12/209
- D716,713 S * 11/2014 Hale, Jr. D12/211
- D717,224 S 11/2014 Kim
- D726,628 S 4/2015 Kong
- D758,275 S 6/2016 Patel
- D759,562 S 6/2016 Wheel

(Continued)

OTHER PUBLICATIONS

Notice of Allowance for U.S. Appl. No. 29/666,999, dated Aug. 20, 2019, 10 pages.

Primary Examiner — Stacia A Cadmus
(74) *Attorney, Agent, or Firm* — Sheridan Ross P.C.

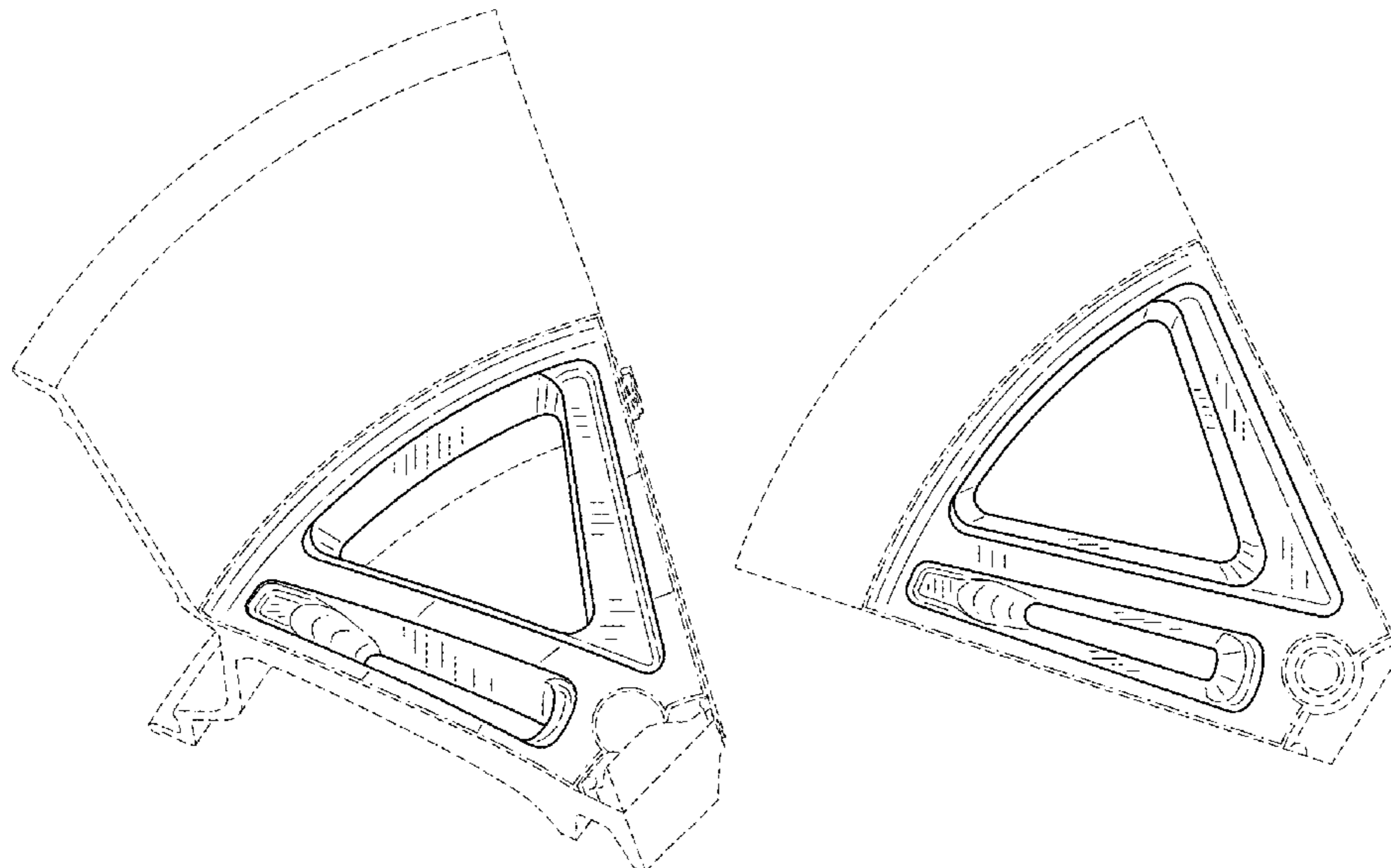
(57) **CLAIM**

The ornamental design for a vehicle wheel spoke, as shown and described.

DESCRIPTION

FIG. 1 is a front perspective view of a vehicle wheel spoke showing my new design; FIG. 2 is another front perspective view thereof; and, FIG. 3 is a front view thereof. The broken lines show portions of the vehicle wheel spoke which form no part of the claimed design. The dash-dot-dash line(s) define the bounds of the vehicle wheel spoke and form no part thereof.

1 Claim, 3 Drawing Sheets



(56)

References Cited

U.S. PATENT DOCUMENTS

D843,913 S	3/2019	Ash et al.	
D844,530 S	4/2019	Saleen	
D844,532 S	4/2019	Austin	
D845,859 S	4/2019	Hale, Jr.	
D845,865 S	4/2019	Zhao	
D845,868 S	4/2019	Hale, Jr.	
D870,630 S	* 12/2019	Ash	D12/209

* cited by examiner

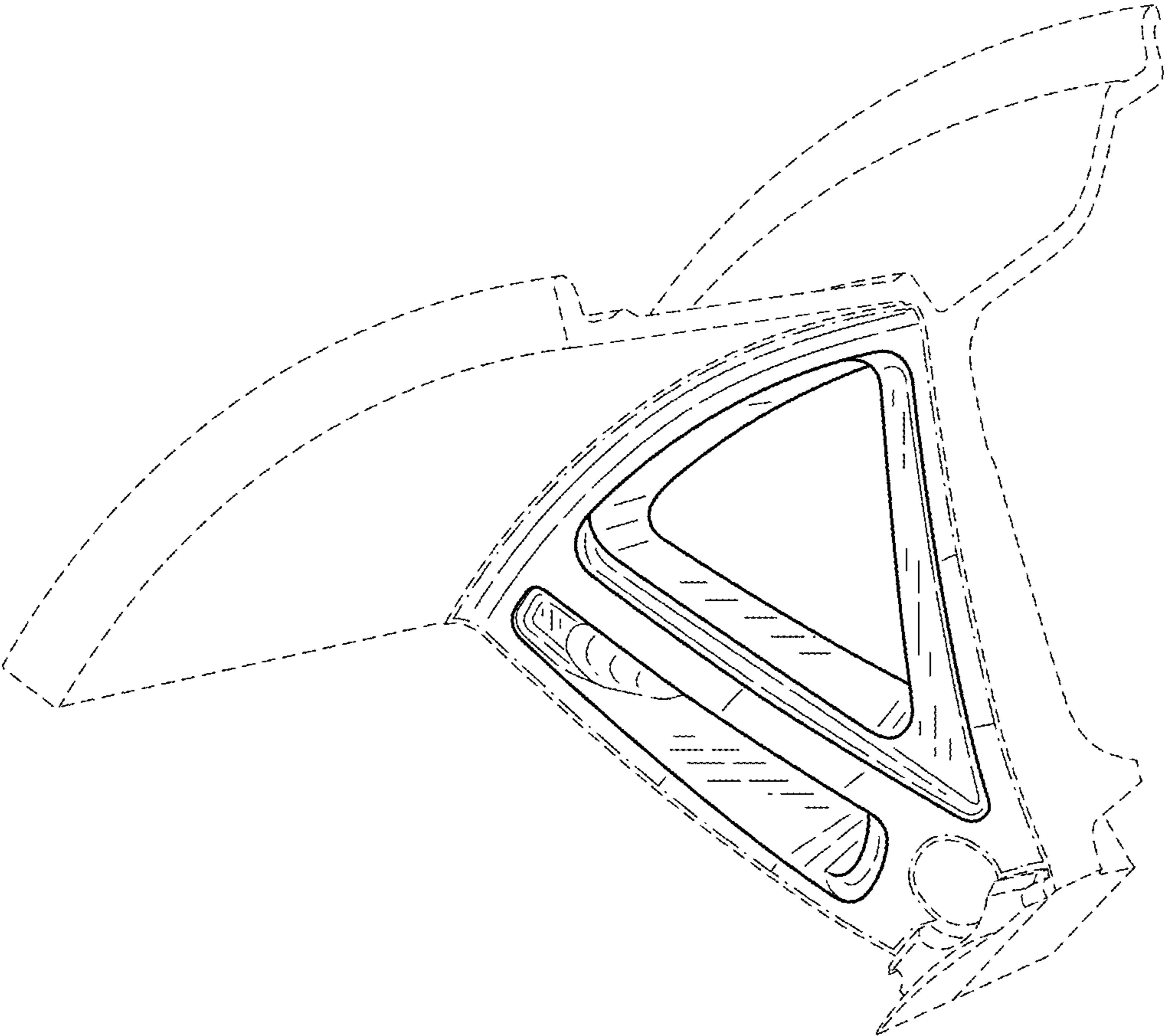


FIG.1

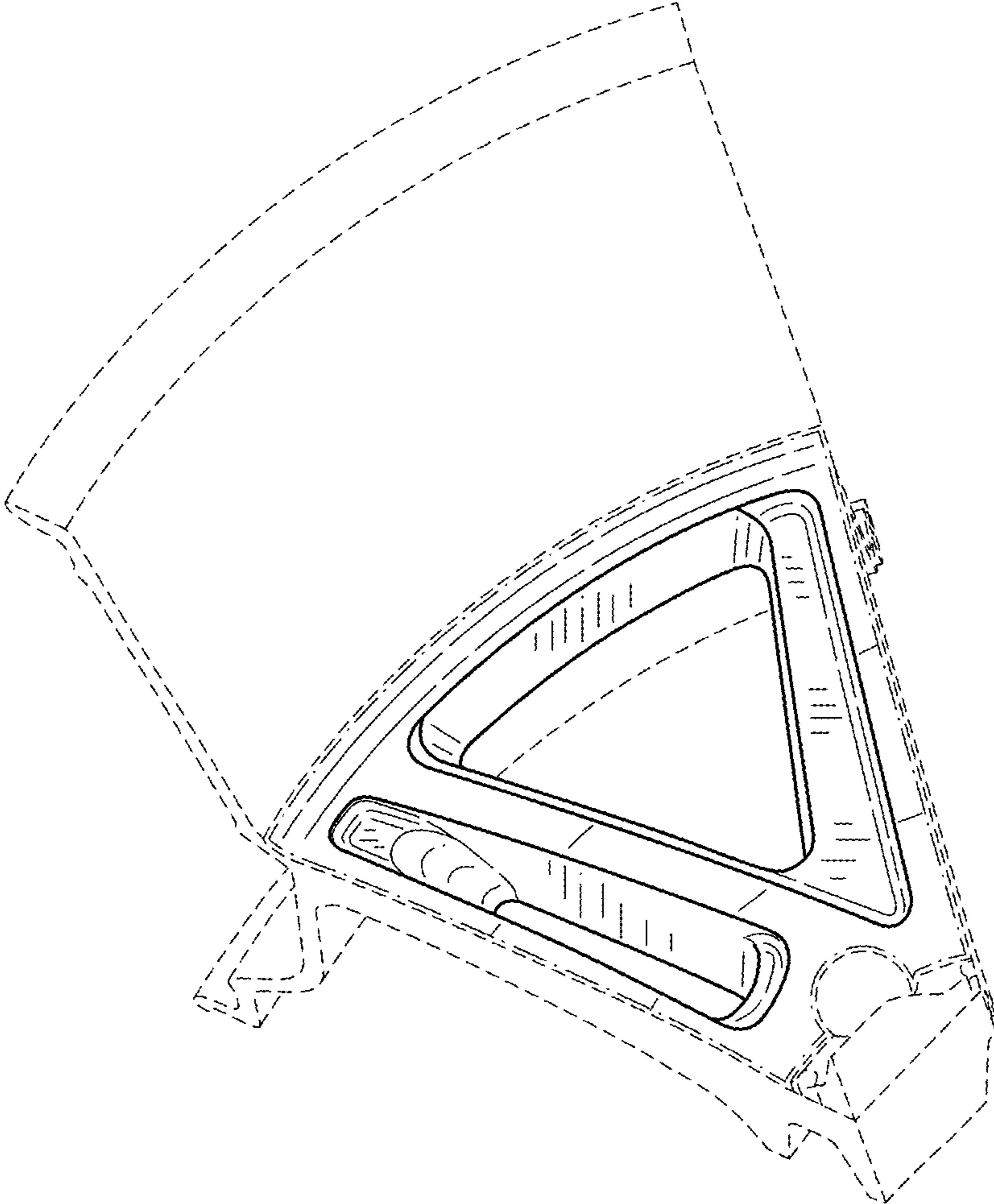


FIG.2

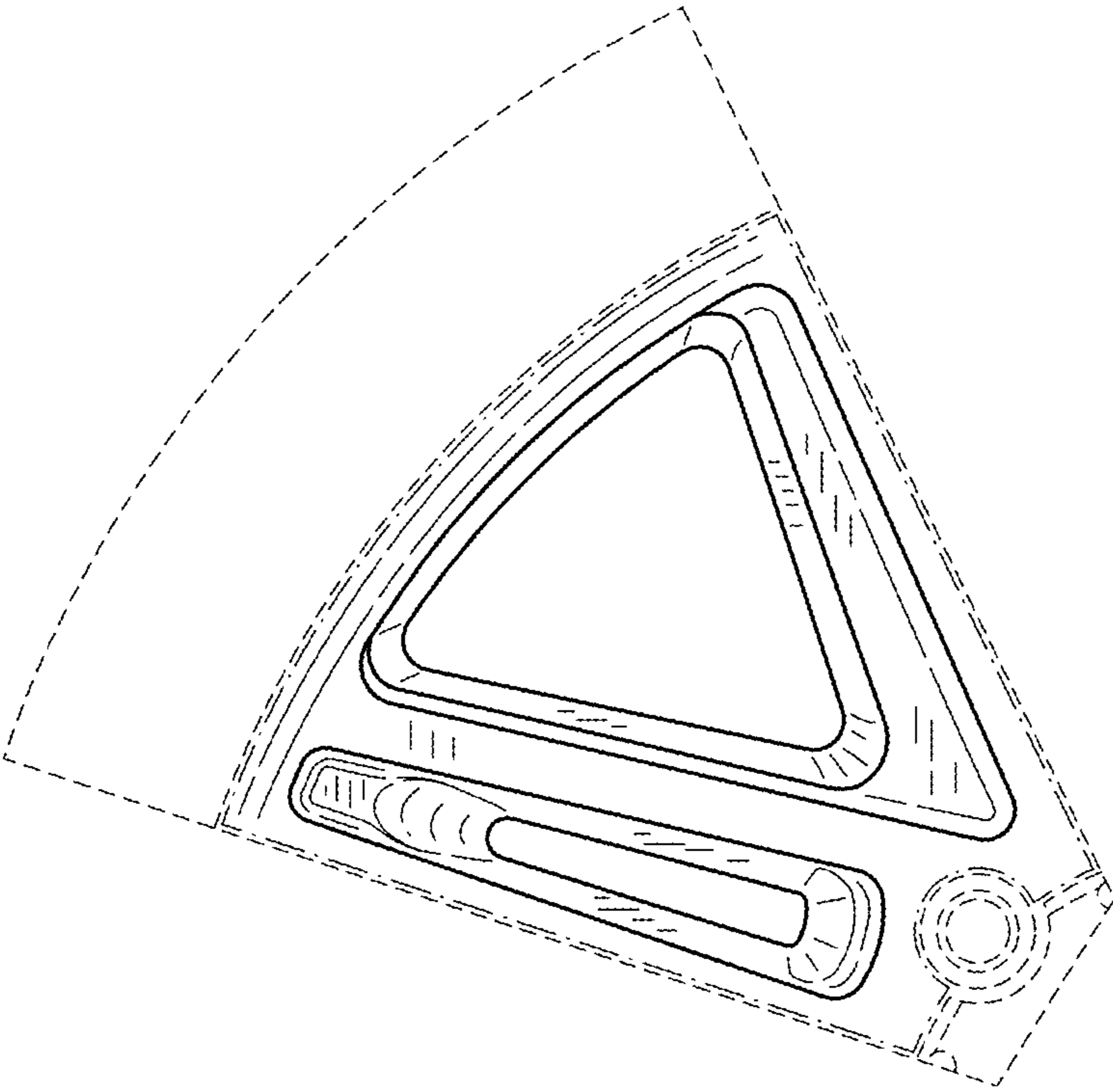


FIG.3