



US00D902815S

(12) **United States Design Patent** (10) **Patent No.:** **US D902,815 S**
Wheel (45) **Date of Patent:** **** Nov. 24, 2020**

(54) **FENDER VENT**

DESCRIPTION

(71) Applicant: **Jaguar Land Rover Limited**, Coventry (GB)

(72) Inventor: **Andrew Wheel**, Coventry (GB)

(73) Assignee: **Jaguar Land Rover Limited**, Coventry (GB)

(**) Term: **15 Years**

(21) Appl. No.: **29/603,238**

(22) Filed: **May 8, 2017**

(30) **Foreign Application Priority Data**

Nov. 11, 2016 (EM) 003459536-0009

Nov. 11, 2016 (EM) 003459536-0010

Nov. 11, 2016 (EM) 003459536-0011

(51) **LOC (12) Cl.** **12-16**

(52) **U.S. Cl.**
USPC **D12/190; D12/196**

(58) **Field of Classification Search**
USPC D12/190, 192, 400, 90, 91, 92, 199, 197,
D12/86, 171, 169, 163, 110, 114, 164,
(Continued)

(56) **References Cited**

U.S. PATENT DOCUMENTS

D600,185 S * 9/2009 Habib D12/190

D637,127 S * 5/2011 Faghihzadeh D12/190

(Continued)

Primary Examiner — Susan E Krakower

Assistant Examiner — Jerry Shiuan-Hua Hsu

(74) *Attorney, Agent, or Firm* — Wood Herron & Evans
LLP

(57) **CLAIM**

The ornamental design for a fender vent, as shown and described.

FIG. 1 is a right front perspective view of a first embodiment, showing a fender vent, according to the present invention.

FIG. 2 is a left front perspective view thereof.

FIG. 3 is a left rear perspective view thereof.

FIG. 4 is a right rear perspective view thereof.

FIG. 5 is a front view thereof.

FIG. 6 is a rear view thereof.

FIG. 7 is a left side view thereof, shown enlarged for ease of illustration.

FIG. 8 is a right side view thereof, shown enlarged for ease of illustration.

FIG. 9 is a top view thereof.

FIG. 10 is a bottom view thereof.

FIG. 11 is a front view thereof, shown in condition of use.
FIG. 12 is a right front perspective view of a second embodiment, showing a fender vent, according to the present invention.

FIG. 13 is a left front perspective view thereof.

FIG. 14 is a left rear perspective view thereof.

FIG. 15 is a right rear perspective view thereof.

FIG. 16 is a front view thereof.

FIG. 17 is a rear view thereof.

FIG. 18 is a left side view thereof, shown enlarged for ease of illustration.

FIG. 19 is a right side view thereof, shown enlarged for ease of illustration.

FIG. 20 is a top view thereof.

FIG. 21 is a bottom view thereof.

FIG. 22 is a front view thereof, shown in a condition of use.
FIG. 23 is a right front perspective view of a third embodiment, showing a fender vent, according to the present invention.

FIG. 24 is a left front perspective view thereof.

FIG. 25 is a left rear perspective view thereof.

FIG. 26 is a right rear perspective view thereof.

FIG. 27 is a front view thereof.

FIG. 28 is a rear view thereof.

FIG. 29 is a left side view thereof, shown enlarged for ease of illustration.

FIG. 30 is a right side view thereof, shown enlarged for ease of illustration.

(Continued)

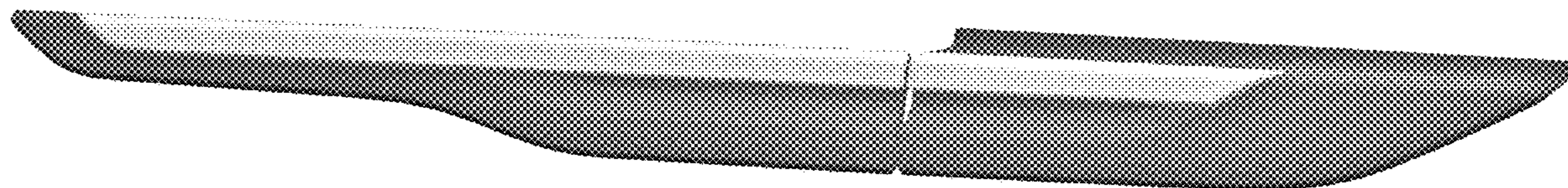


FIG. 31 is a top view thereof; and,
FIG. 32 is a front view thereof, shown in condition of use.
The broken lines showing a vehicle, illustrates environmental structure that forms no part of the claimed design.

1 Claim, 18 Drawing Sheets

(58) **Field of Classification Search**

USPC D12/196, 181; D11/211, 81, 157, 133,
D11/172

CPC B60R 13/02; B60R 13/04; B60R 13/0237;
B60R 13/005; B62D 24/00; B62D 24/02;
B62D 25/05; B62D 25/08; B62D 25/18

See application file for complete search history.

(56) **References Cited**

U.S. PATENT DOCUMENTS

| | | | | | | |
|----------|---|---|---------|--------------|-------|---------|
| D659,059 | S | * | 5/2012 | Elmitt | | D12/190 |
| D660,753 | S | * | 5/2012 | Faghihzadeh | | D12/190 |
| D668,596 | S | * | 10/2012 | Leahy | | D12/190 |
| D711,302 | S | * | 8/2014 | van Braeckel | | D12/190 |
| D746,200 | S | * | 12/2015 | Leetz | | D12/190 |
| D748,548 | S | * | 2/2016 | Battams | | D12/190 |
| D763,152 | S | * | 8/2016 | Frascella | | D12/190 |
| D777,070 | S | * | 1/2017 | Nurnberger | | D12/181 |
| D784,887 | S | * | 4/2017 | Woolley | | D12/196 |
| D825,387 | S | * | 8/2018 | Nurnberger | | D12/92 |
| D829,622 | S | * | 10/2018 | Jacob | | D12/190 |
| D837,699 | S | * | 1/2019 | Austin | | D12/163 |
| D840,288 | S | * | 2/2019 | Frascella | | D12/164 |
| D849,616 | S | * | 5/2019 | Nurnberger | | D12/190 |
| D862,312 | S | * | 10/2019 | Frascella | | D12/164 |

* cited by examiner




FIG. 1




FIG. 2




FIG. 3




FIG. 4




FIG. 5




FIG. 6

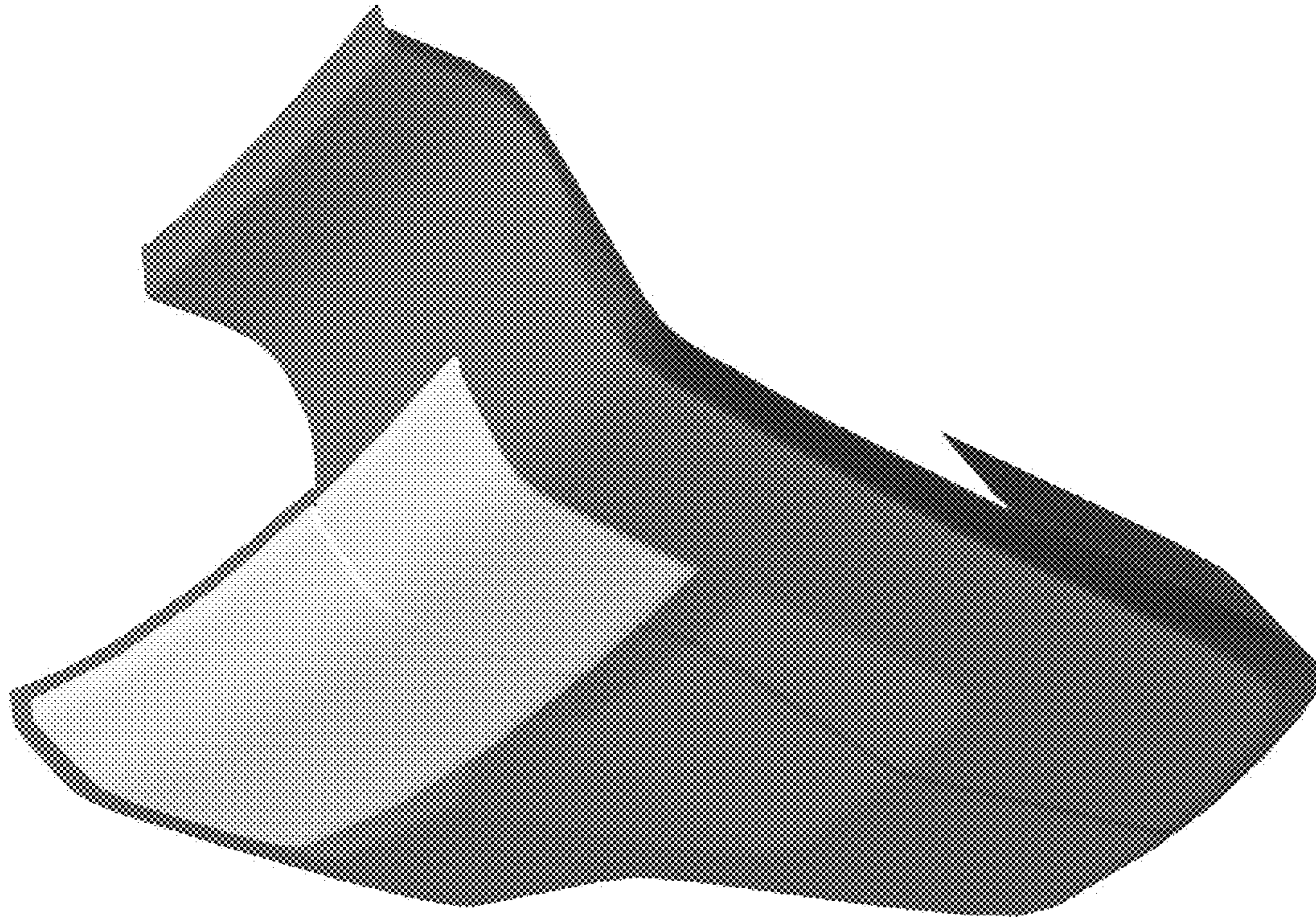


FIG. 8




FIG. 7




FIG. 9




FIG. 10




FIG. 11

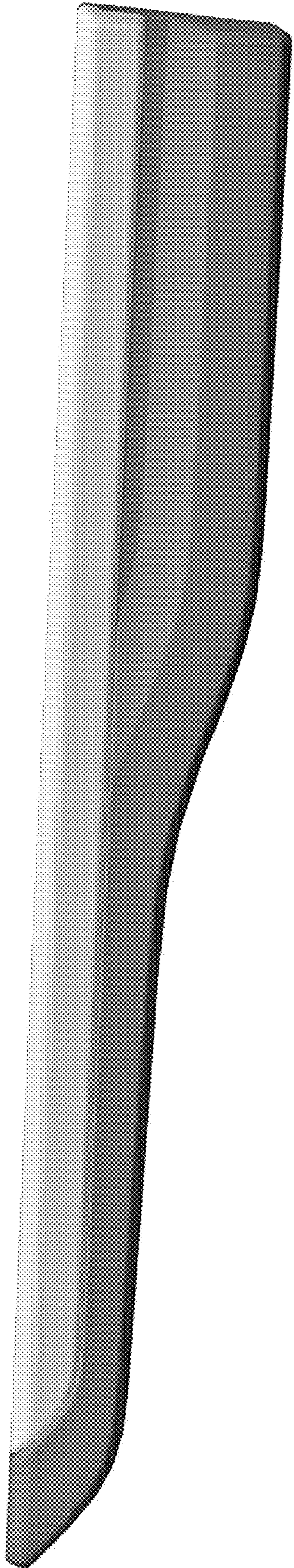


FIG. 12




FIG. 13

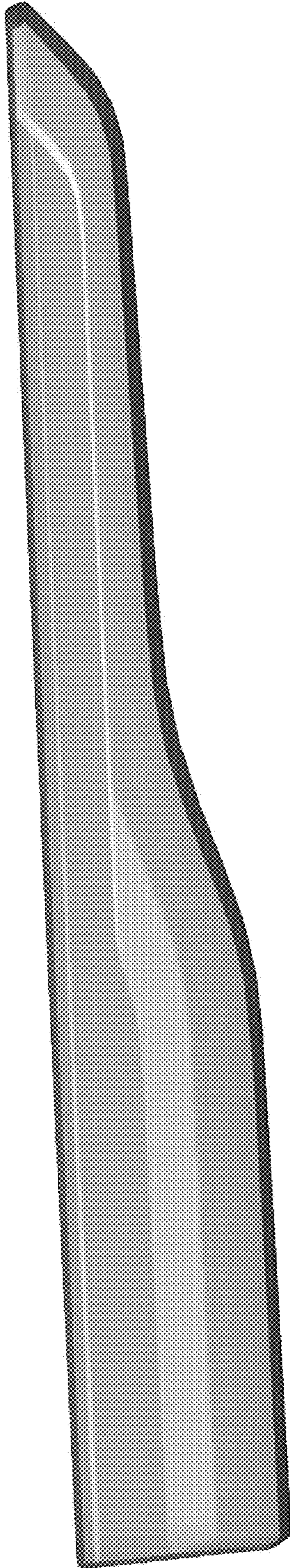


FIG. 14

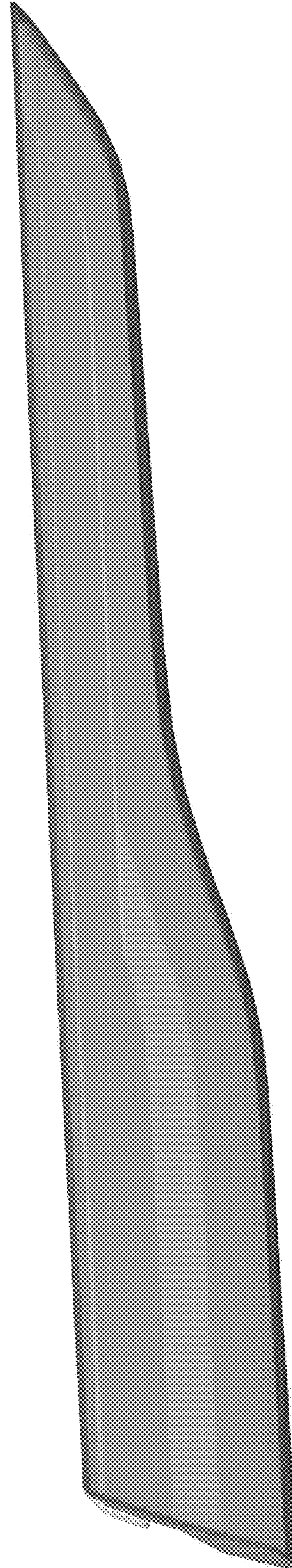


FIG. 15




FIG. 16

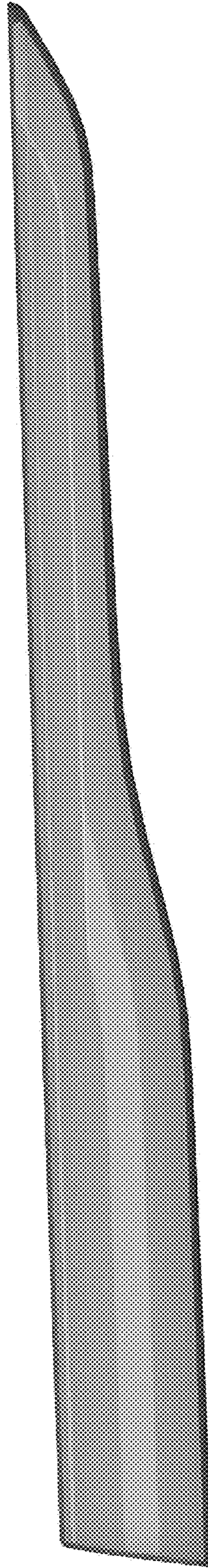


FIG. 17

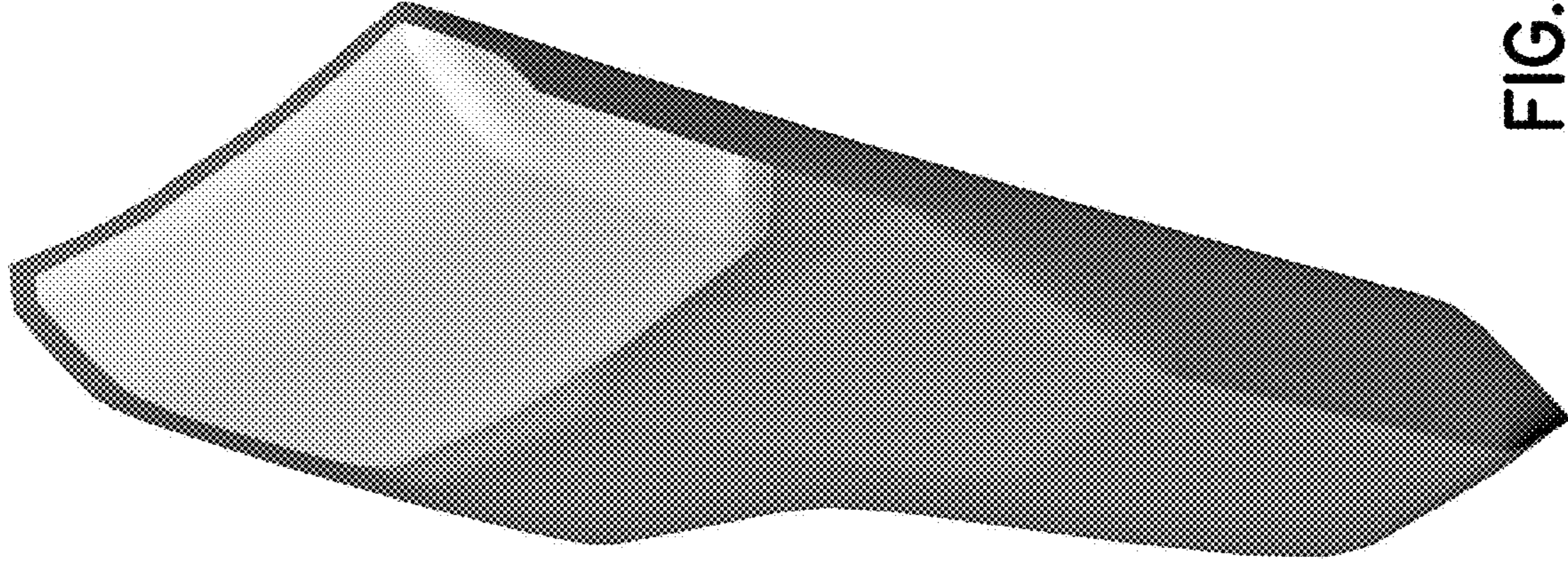


FIG. 19




FIG. 18




FIG. 20




FIG. 21



FIG. 22

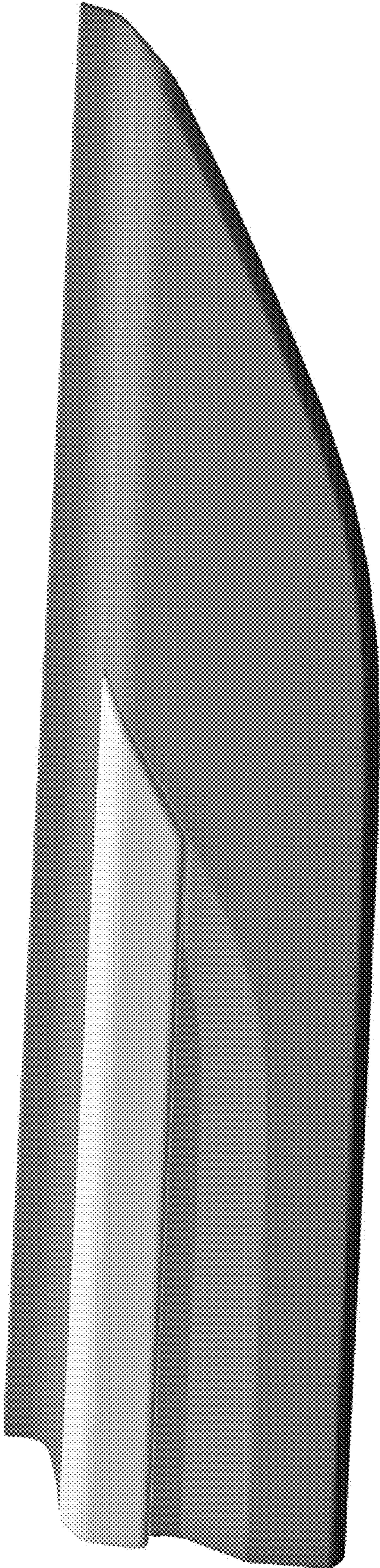


FIG. 23




FIG. 24

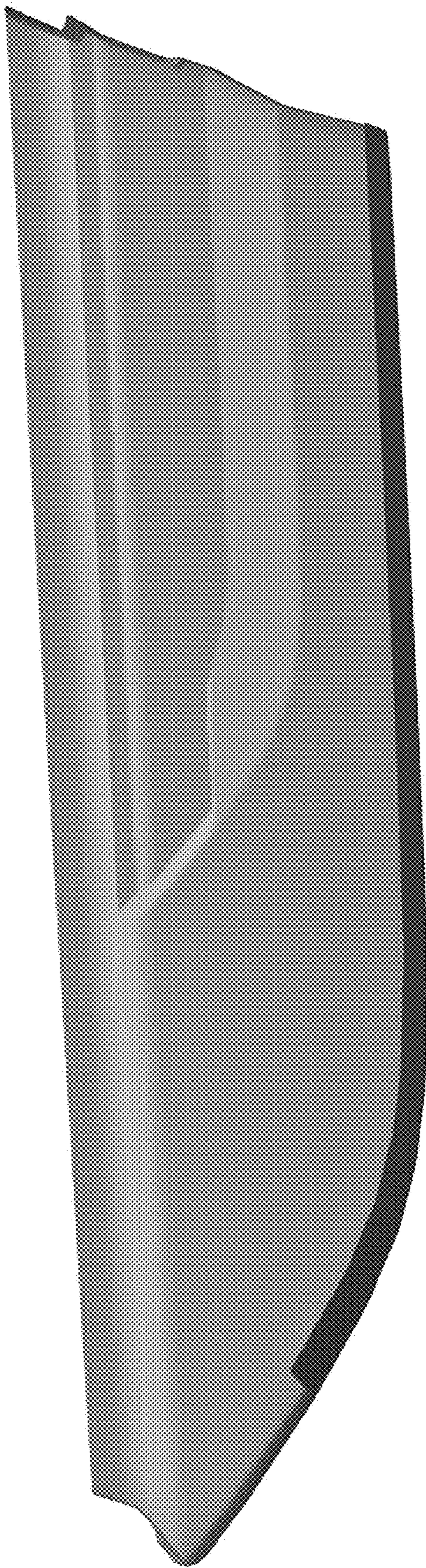


FIG. 25




FIG. 26




FIG. 27




FIG. 28




FIG. 30




FIG. 29




FIG. 31




FIG. 32