



US00D902810S

(12) **United States Design Patent** (10) **Patent No.:** **US D902,810 S**
Lee et al. (45) **Date of Patent:** **** Nov. 24, 2020**

(54) **STEERING WHEEL GRIP**
(71) Applicant: **Pilot Inc.**, City of Industry, CA (US)
(72) Inventors: **Peter Lee**, City of Industry, CA (US);
Melinda Montes, City of Industry, CA (US); **Dannette Holt**, City of Industry, CA (US)
(73) Assignee: **Pilot Inc.**, City of Industry, CA (US)
(**) Term: **15 Years**
(21) Appl. No.: **29/665,449**
(22) Filed: **Oct. 3, 2018**
(51) **LOC (12) Cl.** **12-16**
(52) **U.S. Cl.**
USPC **D12/177**
(58) **Field of Classification Search**
USPC D12/86, 163-164, 169, 173, 175, 177,
D12/184, 196
CPC B60R 21/203; B60R 21/05; B62D 1/04
See application file for complete search history.

D631,692 S * 2/2011 Ho D7/388
D640,089 S * 6/2011 Green D7/388
D701,153 S * 3/2014 Shen B62D 1/06
D12/177

(Continued)

OTHER PUBLICATIONS

HPP. "Washable Magic Anti-slip Dashboard Adhesive Mat . . ." Amazon.com, published Jul. 19, 2013 (Retrieved from the Internet Feb. 5, 2020). Internet URL: <<https://www.amazon.com/Washable-Anti-slip-Dashboard-Adhesive-Electronic/dp/B00E1553QA>> (Year: 2013).*

(Continued)

Primary Examiner — Jack Reickel
Assistant Examiner — Rachel A Voorhies
(74) *Attorney, Agent, or Firm* — Sheridan Ross P.C.

(57) **CLAIM**

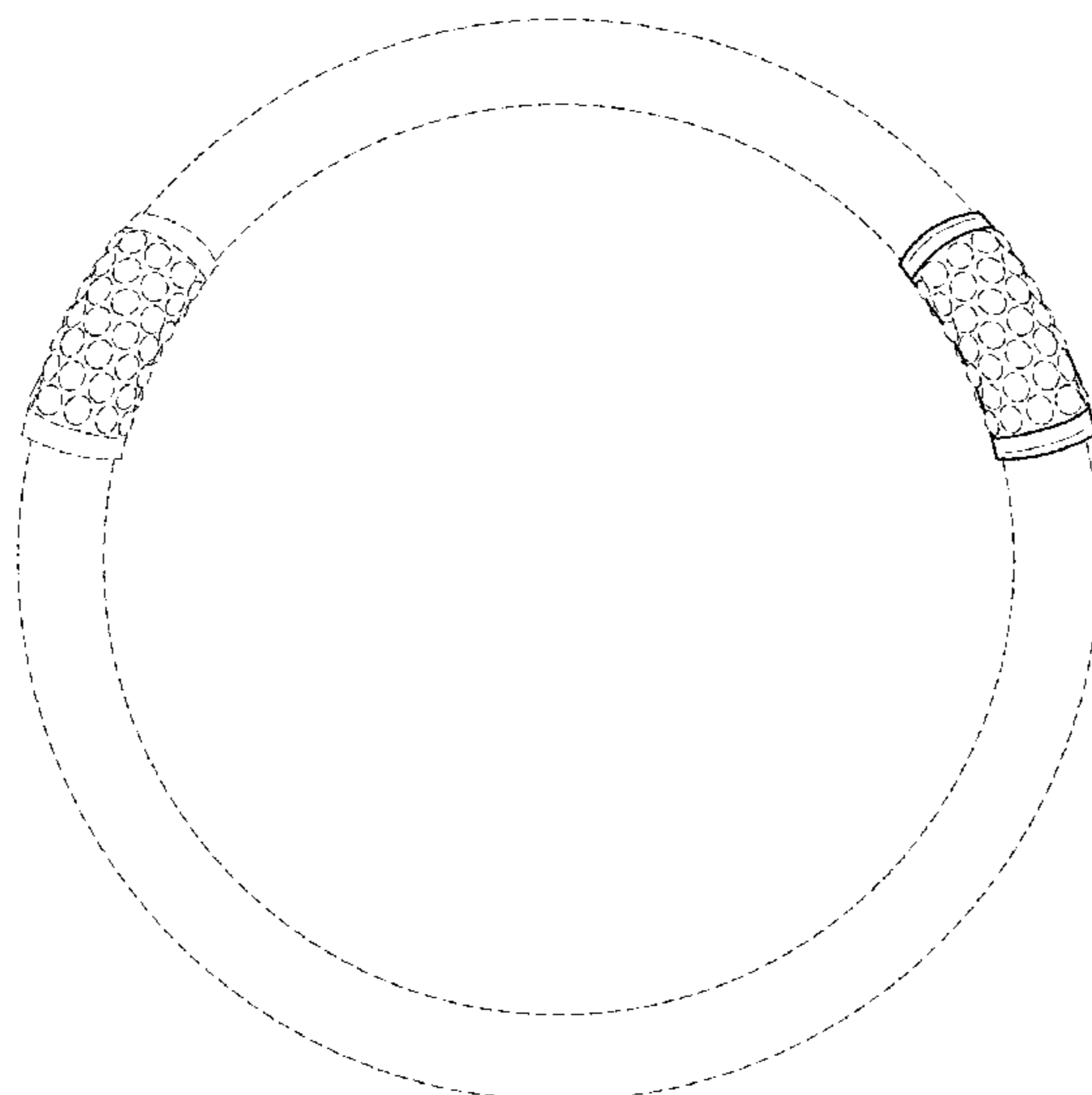
The ornamental design for a steering wheel grip, as shown and described.

DESCRIPTION

FIG. 1 is a perspective view of a steering wheel grip according to our new design, in a first configuration; FIG. 2 is another perspective view thereof in a second configuration; FIG. 3 is a front elevational view thereof; FIG. 4 is a rear elevational view thereof; FIG. 5 is a right side elevational view thereof; FIG. 6 is a left side elevational view thereof; FIG. 7 is a top plan view thereof; and, FIG. 8 is a bottom plan view thereof. In FIG. 1, the broken lines showing a steering wheel and a second steering wheel grip illustrate the environment of the claimed design and form no part thereof. The remaining broken lines show portions of the steering wheel grip which form no part of the claimed design.

1 Claim, 5 Drawing Sheets

(56) **References Cited**
U.S. PATENT DOCUMENTS
1,235,549 A * 8/1917 Burroughs B62D 1/06
74/558
1,317,730 A * 10/1919 Ryan B62D 1/06
74/558
2,157,543 A * 5/1939 Kingman A47L 13/17
401/183
5,213,007 A * 5/1993 Yoo B62D 1/06
74/552
5,287,767 A * 2/1994 Engelstein B62D 1/06
74/558
5,327,799 A * 7/1994 Lin B62D 1/06
74/558
D416,327 S * 11/1999 Kugel D24/189
D475,792 S * 6/2003 Robbins, III D24/212
D514,765 S * 2/2006 Dretzka D32/57
D545,441 S * 6/2007 Miyachika D24/189



(56)

References Cited

U.S. PATENT DOCUMENTS

D713,654 S * 9/2014 Robbins, III D6/582
D726,379 S * 4/2015 Steidle B62D 1/06
D29/119
D734,562 S * 7/2015 Steidle D29/119
D745,749 S * 12/2015 Lee D30/161
D806,249 S * 12/2017 Sakurai D24/158
D807,667 S * 1/2018 Cooper D6/608
D818,203 S * 5/2018 de Martrin-Donos D29/119
D852,958 S * 7/2019 Sakurai D24/158
D861,558 S * 10/2019 Huang D12/177
D875,956 S * 2/2020 Turner A47L 13/17
D24/189

OTHER PUBLICATIONS

Vanki. "Vanki Universeal Stick Anti-Slip black Gel pad." Amazon.com, published Sep. 10, 2015 (Retrieved from the Internet Feb. 5, 2020). Internet URL: <<https://www.amazon.com/Vanki-Universal-Sticky-Anti-Slip-black/dp/B0156BZOHQ>> (Year: 2015).*

PewJungle. "Dashboard Sticky Pad Anti Slip." Amazon.com, published Oct. 18, 2017 (Retrieved from the Internet Feb. 5, 2020). Internet URL: <<https://www.amazon.com/Dashboard-Sticky-Slip-Resistant-Holder-PewJungle/dp/B06Y4L14JC>> (Year: 2017).*

Stanley. "Stanley Black Small S4005 Gel Pad." Amazon.com, published May 7, 2018 (Retrieved from the Internet Feb. 5, 2020). Internet URL: <<https://www.amazon.com/Stanley-Sticky-Pad-Cell-phone-Sunglasses/dp/B07CX799M8>> (Year: 2018).*

KMC Music. "Vic Firth 12" Double side Practice Pad." Amazon.com, published Jul. 15, 2004 (Retrieved from the Internet Jul. 20, 2020). Internet URL: <<https://www.amazon.com/dp/B0002F5BFW?tag=gr-drum-practice-pads-20>> (Year: 2004).*

* cited by examiner

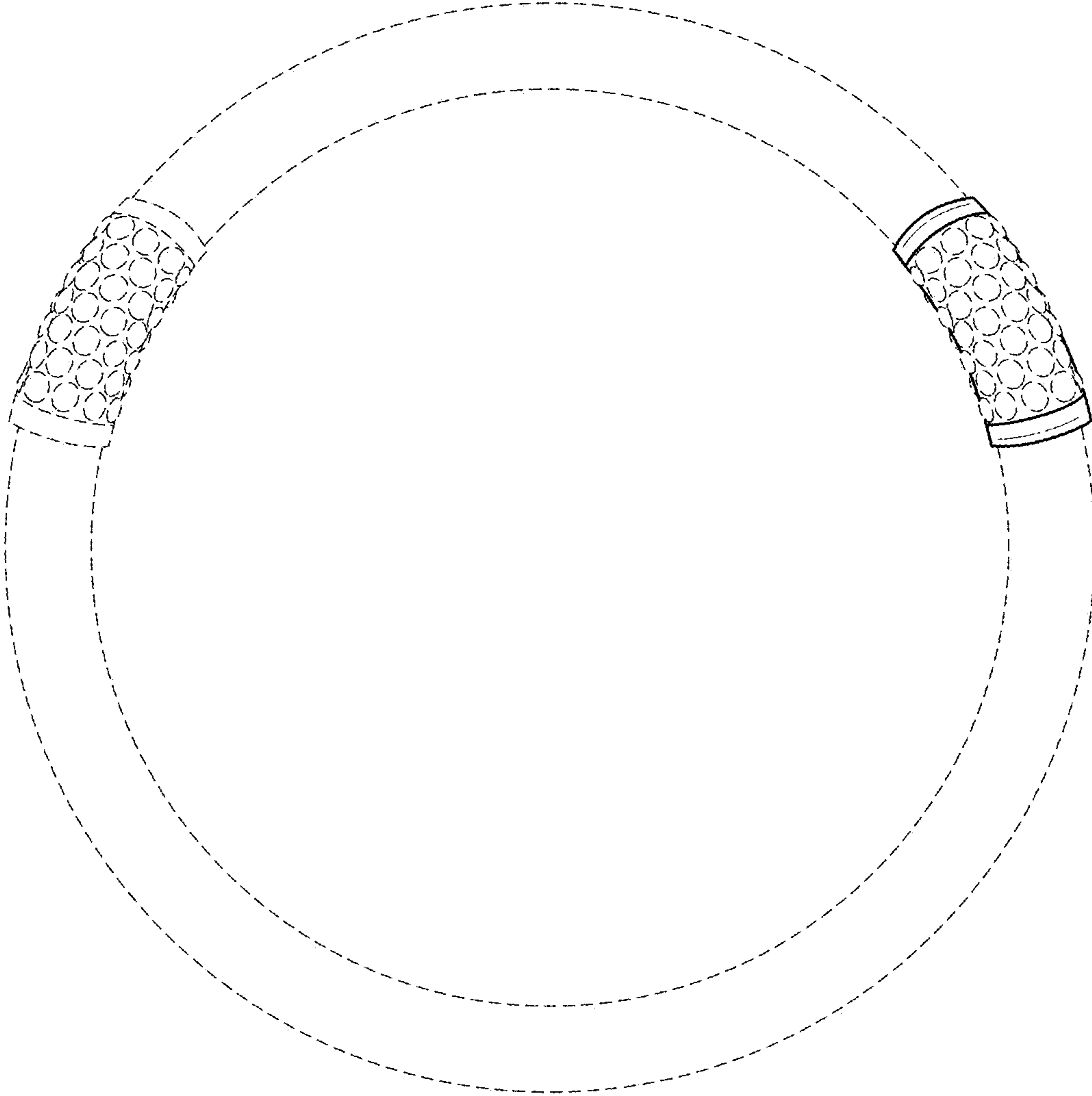


FIG.1

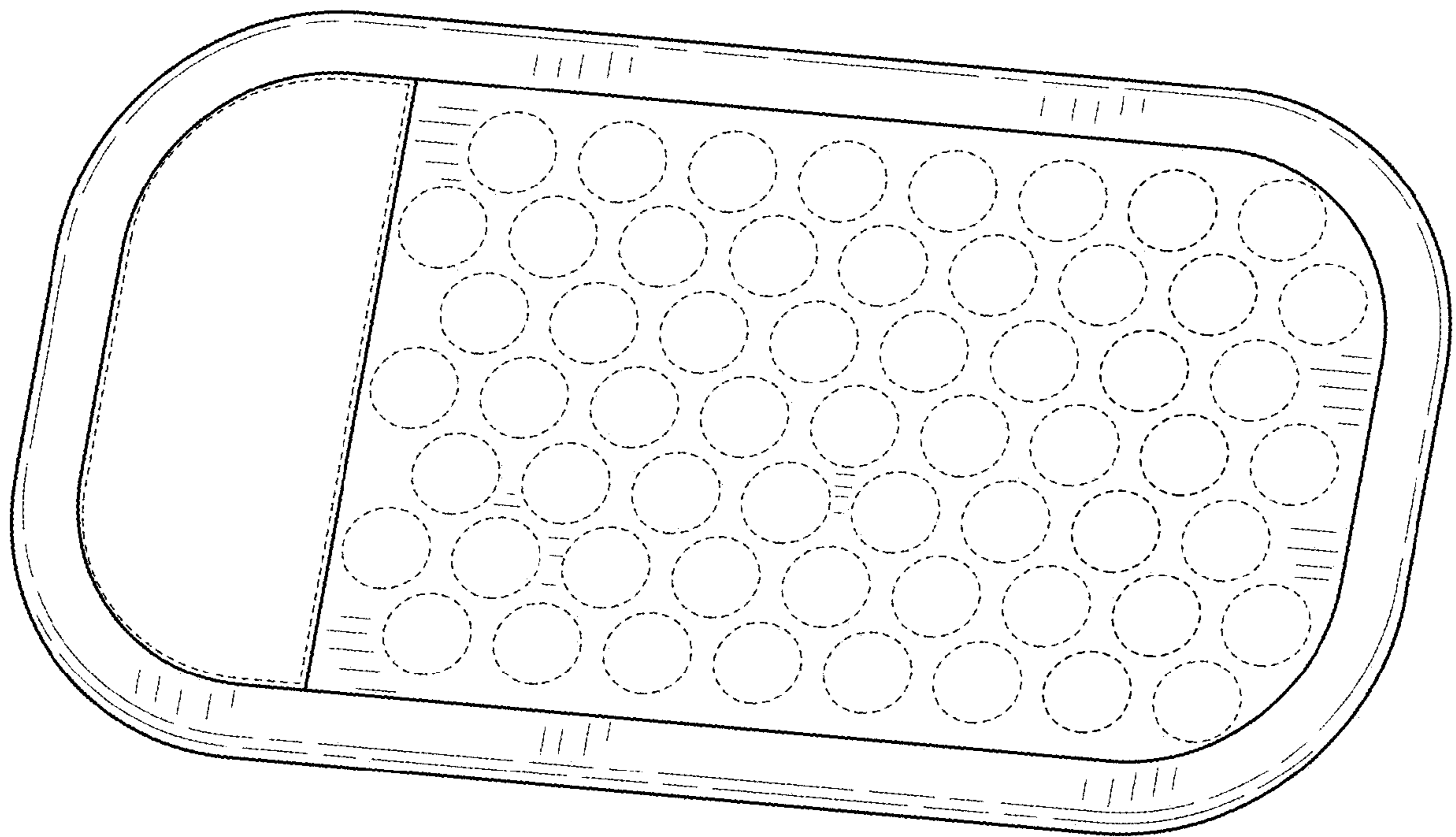


FIG.2

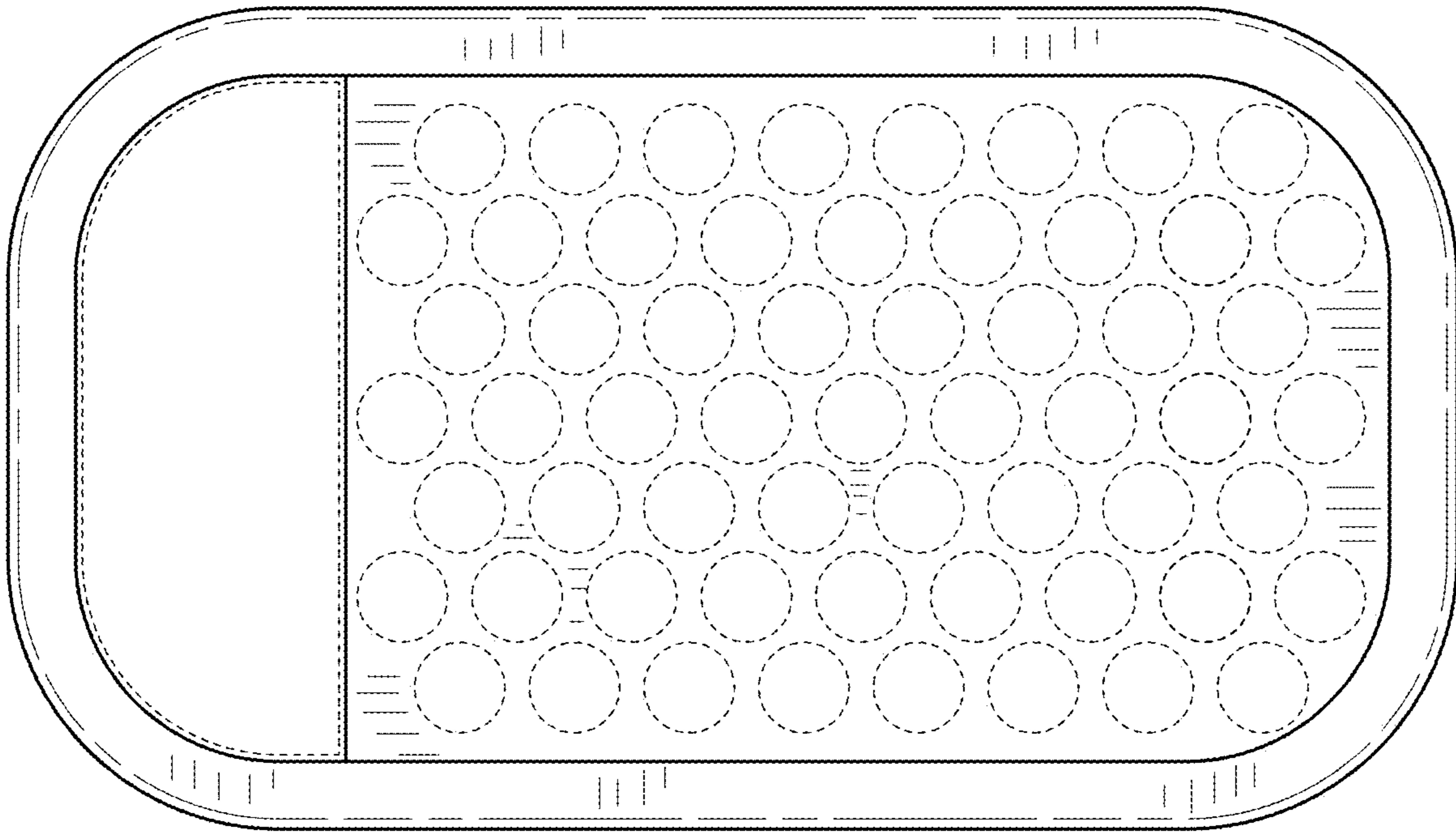


FIG.3

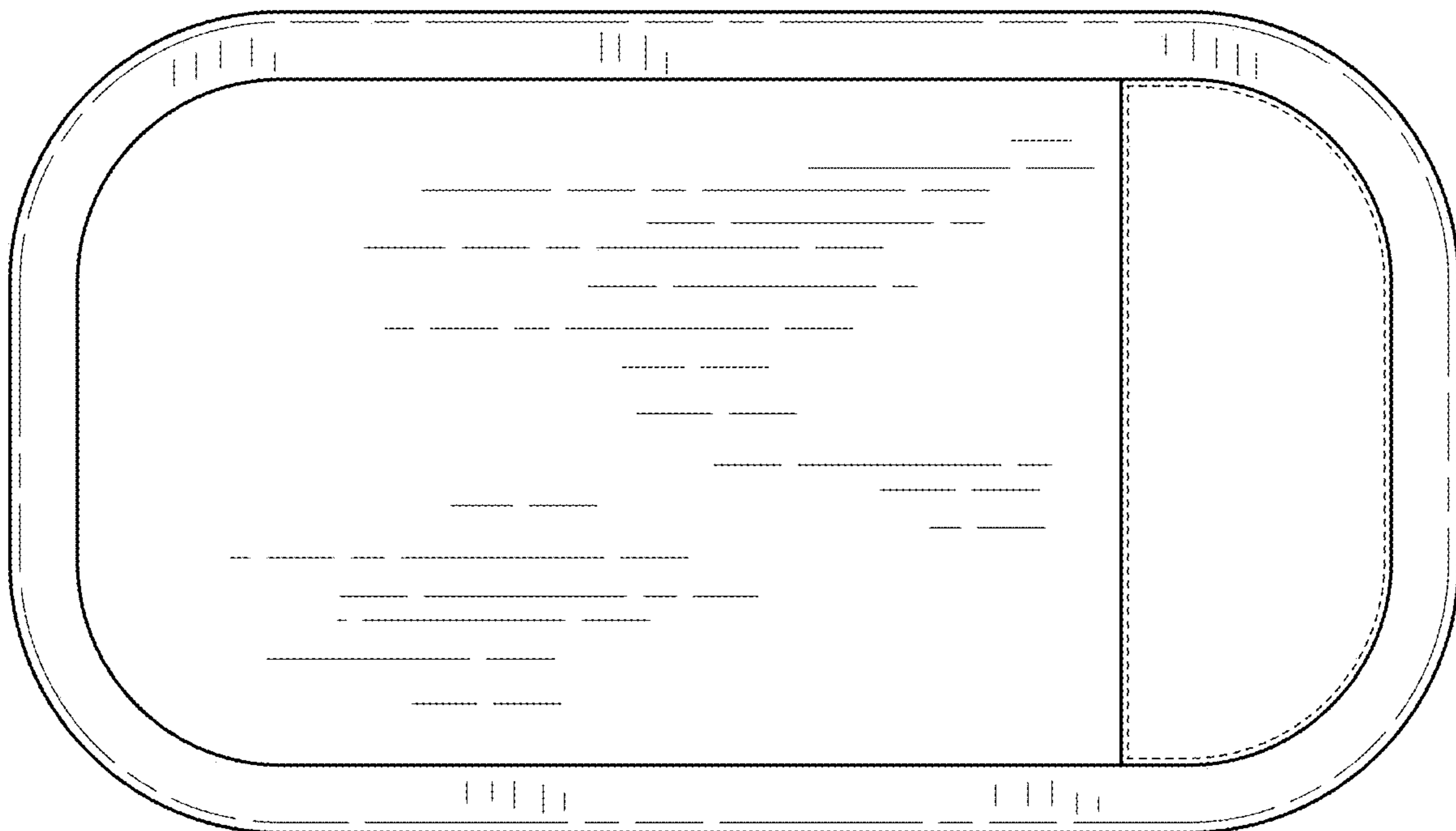


FIG.4

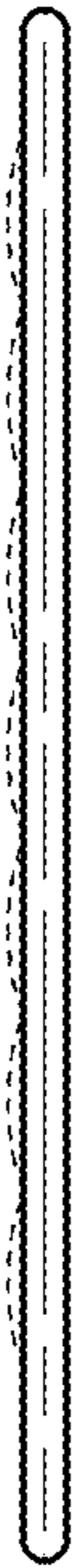


FIG.5



FIG.6

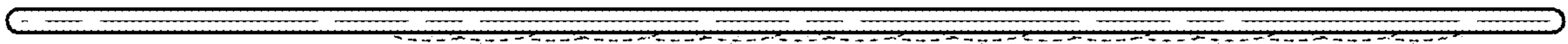


FIG. 7

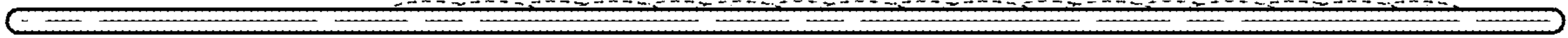


FIG. 8