



US00D902783S

(12) **United States Design Patent**
Manzoni

(10) **Patent No.:** **US D902,783 S**

(45) **Date of Patent:** **** Nov. 24, 2020**

(54) **CAR**

(71) Applicant: **FERRARI S.p.A.**, Modena (IT)

(72) Inventor: **Flavio Manzoni**, Maranello (IT)

(73) Assignee: **FERRARI S.P.A.**, Modena (IT)

(**) Term: **15 Years**

(21) Appl. No.: **35/507,021**

(22) Filed: **Jan. 4, 2019**

(80) **Hague Agreement Data**

Int. Filing Date: **Jan. 4, 2019**

Int. Reg. No.: **DM/200387**

Int. Reg. Date: **Jan. 4, 2019**

Int. Reg. Pub. Date: **Jul. 5, 2019**

(30) **Foreign Application Priority Data**

Jul. 4, 2018 (EM) 005403516

(51) **LOC (12) Cl.** **12-08**

(52) **U.S. Cl.**
USPC **D12/92**

(58) **Field of Classification Search**

USPC D12/86, 90, 91, 92, 98, 36, 37, 40;
D21/424, 433, 434

CPC B62D 25/00; B62D 25/06; B62D 33/00;
B62D 35/00; B61F 3/08; B61F 5/14;
B61F 5/38

See application file for complete search history.

(56) **References Cited**

U.S. PATENT DOCUMENTS

D680,030 S * 4/2013 Rodriguez D12/92
D703,585 S * 4/2014 Scheinhutte D12/92

D710,260 S * 8/2014 Villarreal D12/92
9,073,410 B2 * 7/2015 Bruant B60J 7/028
D738,259 S * 9/2015 Ohnuma D12/92
D763,737 S * 8/2016 Varga D12/92
D786,134 S * 5/2017 Varga D12/92
D790,405 S * 6/2017 Christensen D12/92
9,725,020 B2 * 8/2017 Fainello B60N 2/30
D796,998 S * 9/2017 Christensen D12/92
D797,606 S * 9/2017 Oh D12/92
D808,302 S * 1/2018 Oh D12/92
D809,971 S * 2/2018 Lee D12/92
D809,972 S * 2/2018 Fisker D12/92
D825,388 S * 8/2018 Karras D12/92
D831,542 S * 10/2018 Russo D12/92
D836,031 S * 12/2018 Lim D12/92
D840,874 S * 2/2019 Fisker D12/92
D845,174 S * 4/2019 Iwao D12/92
D847,028 S * 4/2019 Loeb D12/92

* cited by examiner

Primary Examiner — Darlington Ly

(74) *Attorney, Agent, or Firm* — Cowan, Liebowitz & Latman, P.C.; Anastasia Zhadina

(57) **CLAIM**

The ornamental design for a car, as shown and described.

DESCRIPTION

1. Car

1.1 is a top, front, and left side perspective view of a car showing my new design;

1.2 is a top, rear, and right side perspective view thereof;


1.3 is a front elevation view thereof;

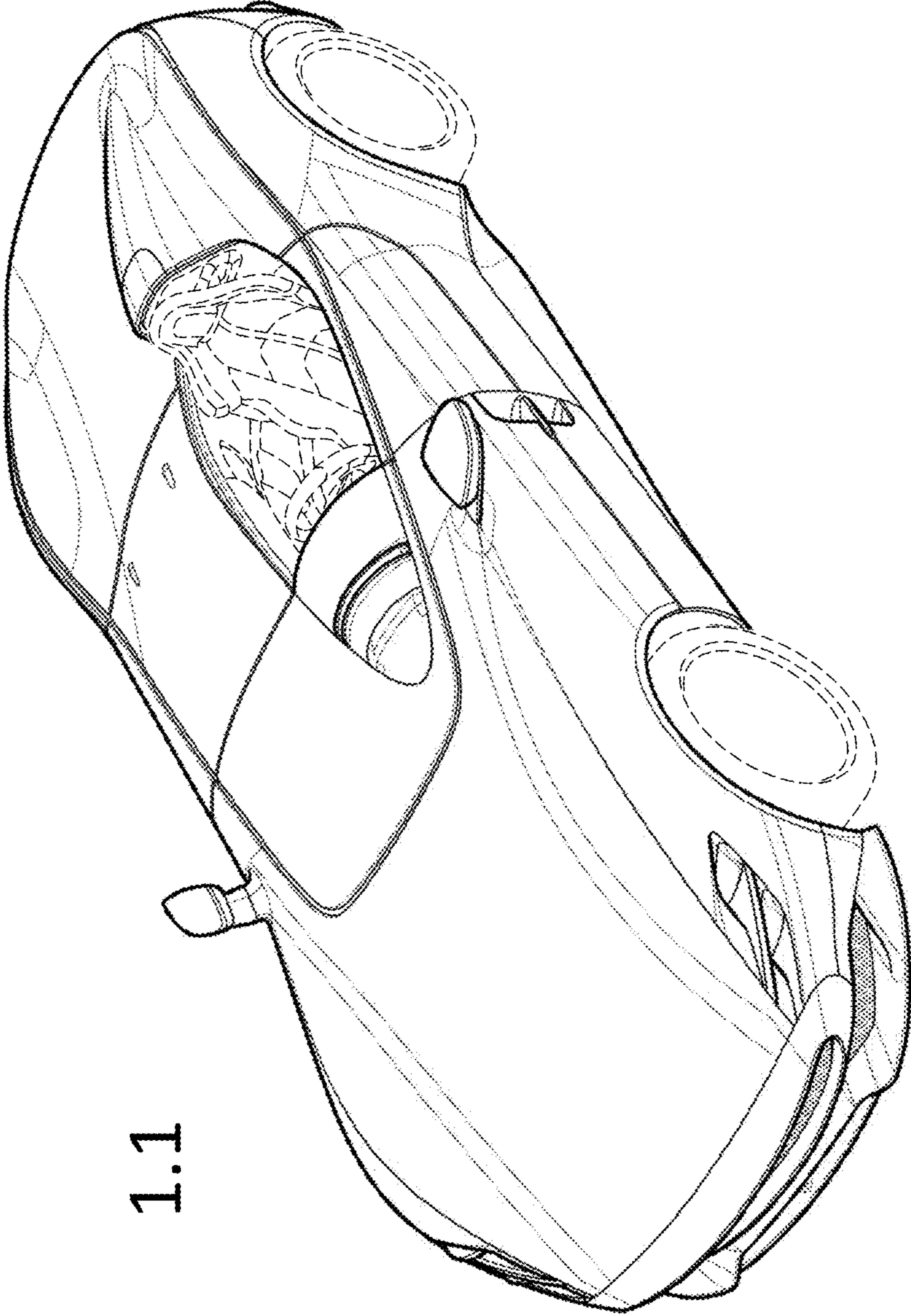
1.5 left side elevation view thereof; and

1.6 is a top plan view thereof.

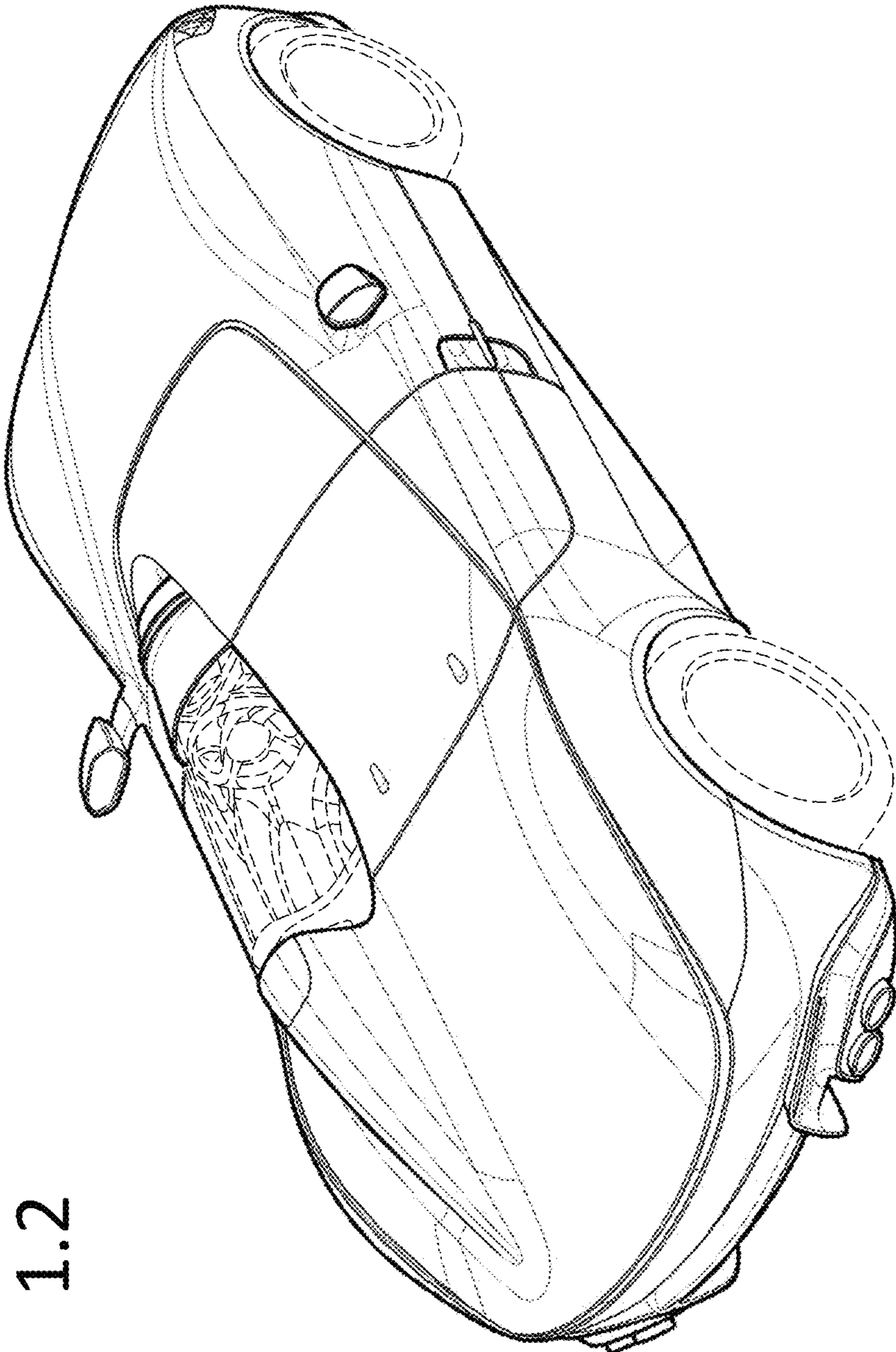
The broken lines the reproductions/drawings illustrate portions of the car that form no part of the claimed design.

1 Claim, 5 Drawing Sheets

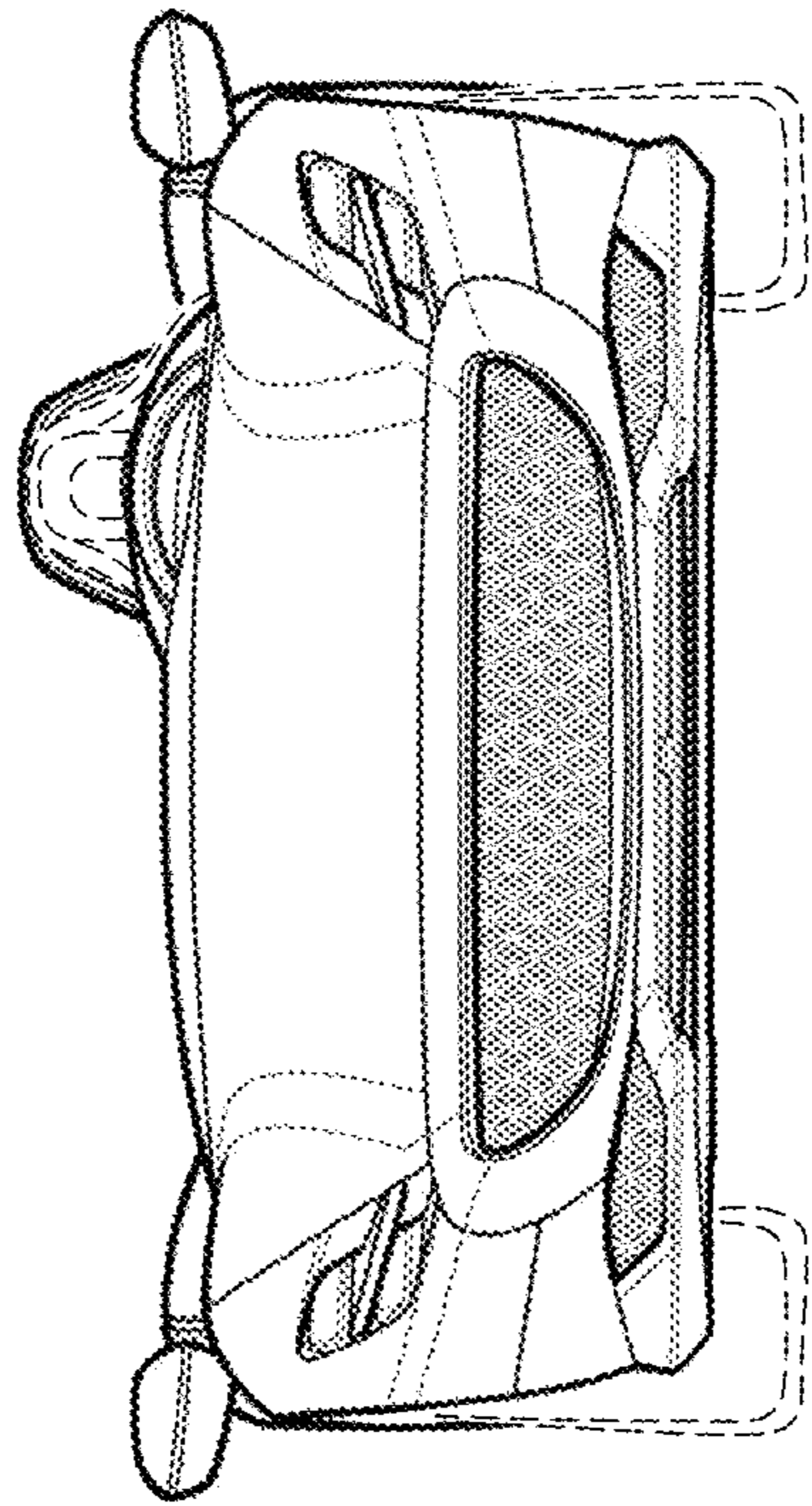




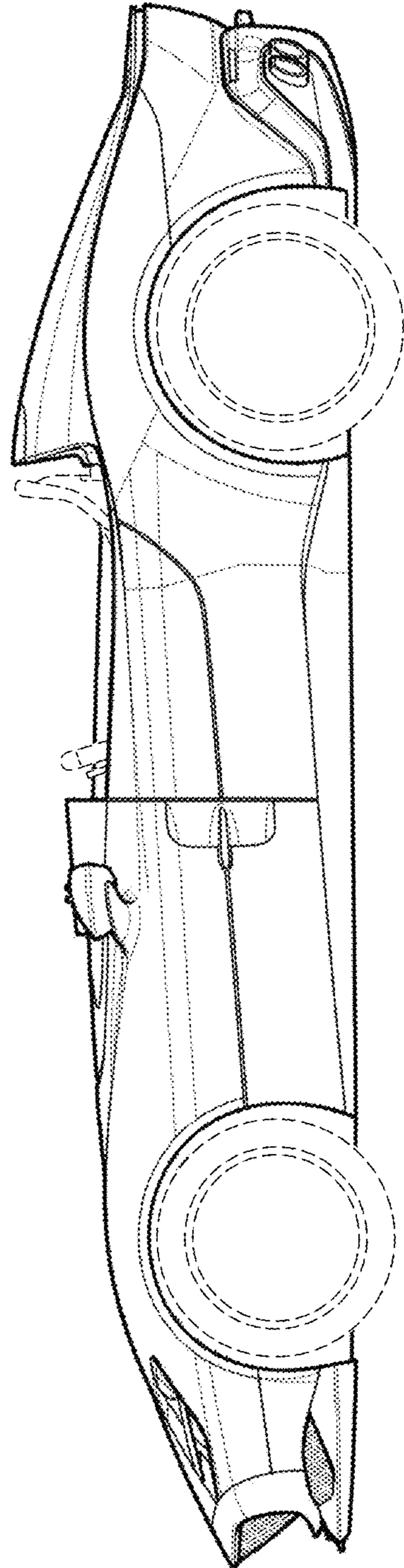
1.1



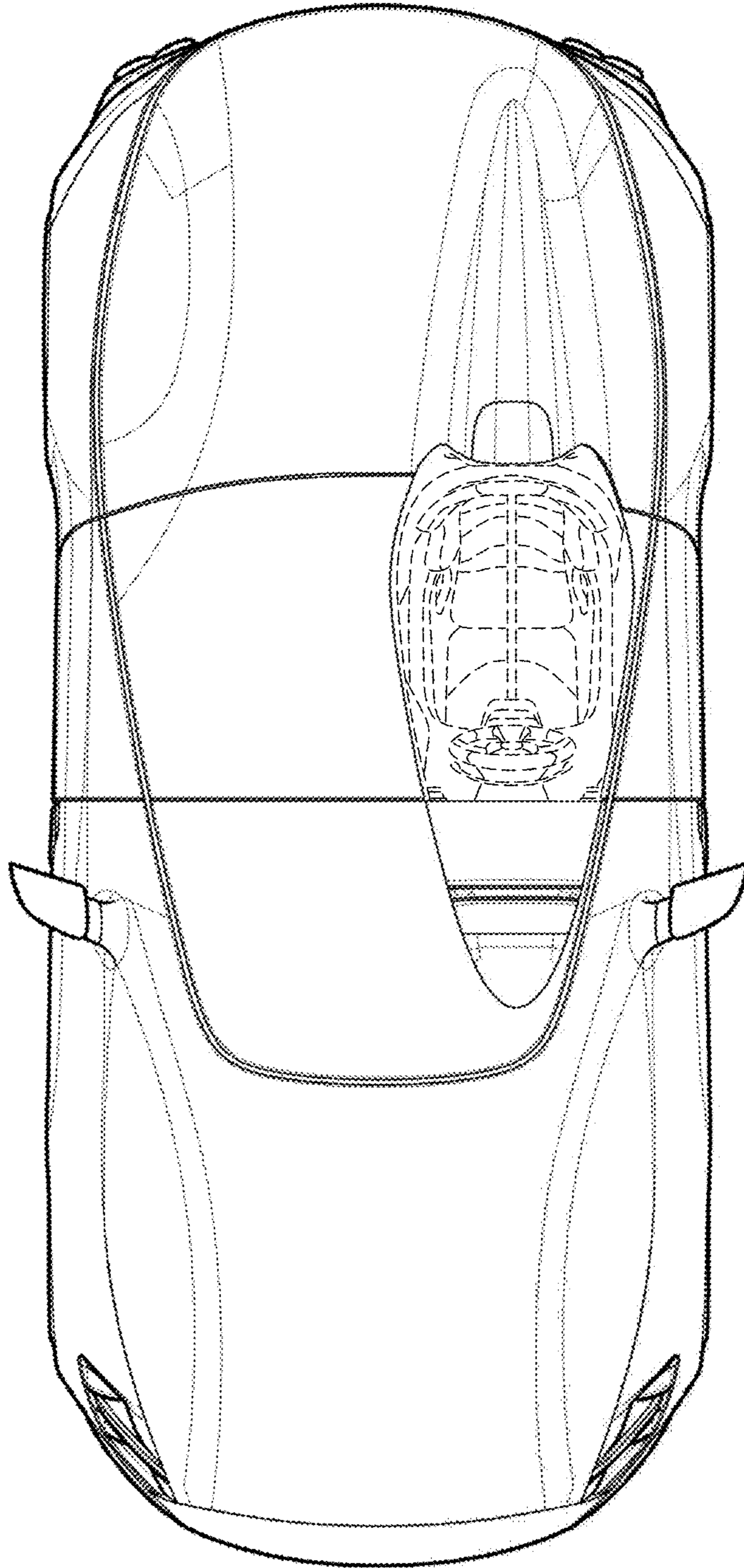
1.2



1.3



1.5



1.6