

US00D902757S

(12) **United States Design Patent** (10) **Patent No.:** **US D902,757 S**
Hyma et al. (45) **Date of Patent:** **** Nov. 24, 2020**

(54) **CHALK REEL**

5,822,874 A 10/1998 Nemes
D477,785 S 7/2003 Szumer
D477,786 S 7/2003 Szumer

(71) Applicant: **MILWAUKEE ELECTRIC TOOL CORPORATION**, Brookfield, WI (US)

(Continued)

(72) Inventors: **Steven W. Hyma**, Milwaukee, WI (US); **James A. Cemke, Jr.**, Richfield, WI (US); **Alexander J. Paulsen**, Milwaukee, WI (US); **Joseph M. DeBaker**, Greenfield, WI (US)

FOREIGN PATENT DOCUMENTS

EP 1831091 2/2011
EP 2420389 2/2013

(Continued)

(73) Assignee: **Milwaukee Electric Tool Corporation**, Brookfield, WI (US)

Primary Examiner — Philip S Hyder

(74) *Attorney, Agent, or Firm* — Reinhart Boerner Van Deuren s.c.

(**) Term: **15 Years**

(57) **CLAIM**

(21) Appl. No.: **29/660,278**

We claim the ornamental design for a chalk reel, as shown and described.

(22) Filed: **Aug. 20, 2018**

DESCRIPTION

(51) **LOC (12) Cl.** **10-04**

(52) **U.S. Cl.**
USPC **D10/72**

(58) **Field of Classification Search**
USPC D10/65, 72; D8/14, 51, 107
See application file for complete search history.

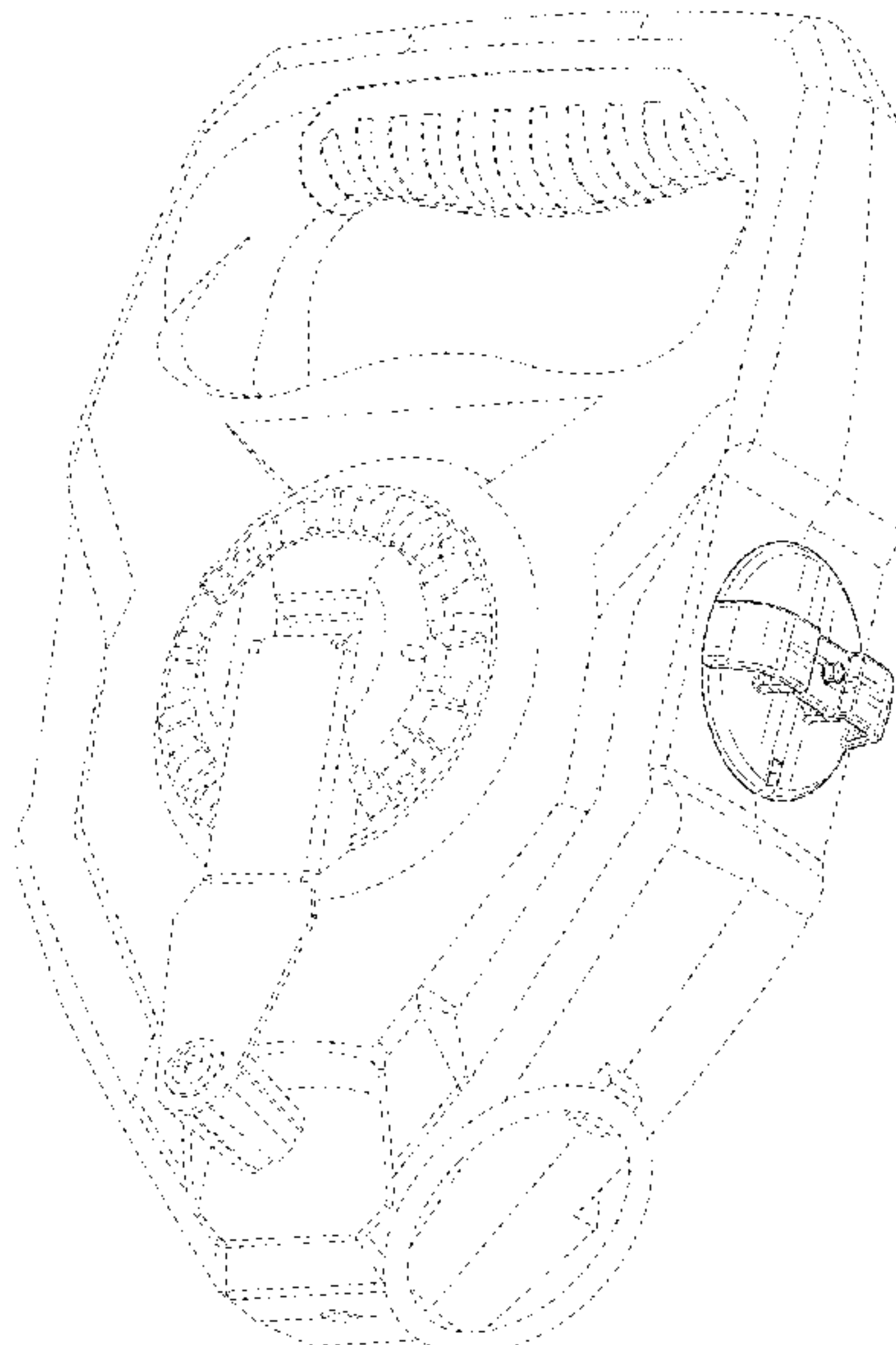
(56) **References Cited**

U.S. PATENT DOCUMENTS

- 3,311,319 A 3/1967 Campbell
- 4,272,036 A 6/1981 Watermann
- 4,459,761 A 7/1984 Bosco
- 4,592,149 A 6/1986 Longenette
- 4,765,557 A 8/1988 Kahmann
- 4,813,145 A 3/1989 Josey, Jr. et al.
- 5,212,875 A 5/1993 Corso
- 5,444,919 A 8/1995 Alves
- 5,470,029 A 11/1995 Dufour
- 5,509,616 A 4/1996 Millen, Jr. et al.
- 5,588,610 A 12/1996 McGee
- 5,683,055 A 11/1997 Dufour
- 5,727,324 A 3/1998 Moore

FIG. 1 is a perspective view of a chalk reel showing our new design;
 FIG. 2 is a front elevation view thereof;
 FIG. 3 is a rear elevation view thereof;
 FIG. 4 is a right side elevation view thereof;
 FIG. 5 is a left side elevation view thereof;
 FIG. 6 is a top plan view thereof;
 FIG. 7 is a bottom plan view thereof;
 FIG. 8 is a perspective view of an alternate embodiment of the chalk reel showing our new design;
 FIG. 9 is a front elevation view of FIG. 8;
 FIG. 10 is a rear elevation view of FIG. 8;
 FIG. 11 is a right side elevation view of FIG. 8;
 FIG. 12 is a left side elevation view of FIG. 8;
 FIG. 13 is a top plan view of FIG. 8; and,
 FIG. 14 is a bottom plan view of FIG. 8.
 The broken lines depict portions of the chalk reel in which the design is embodied that are not considered part of the claimed design.

1 Claim, 12 Drawing Sheets



(56)

References Cited

U.S. PATENT DOCUMENTS

6,698,104 B2 3/2004 Scarborough
 6,701,635 B2 3/2004 Scarborough
 6,701,636 B2 3/2004 Scarborough
 D490,329 S 5/2004 Glessman
 D493,377 S 7/2004 Brugger
 D499,030 S 11/2004 Searls
 6,895,679 B2 5/2005 Dekort
 6,915,587 B1* 7/2005 Scillia B44D 3/38
 33/414
 6,964,109 B1 11/2005 Bond
 7,028,411 B1 4/2006 Kasche
 7,086,174 B2 8/2006 Scarborough
 D532,327 S 11/2006 Ping
 D532,328 S 11/2006 Ping
 7,197,831 B2 4/2007 Nepil
 7,197,832 B2 4/2007 Bond
 7,231,722 B2 6/2007 Hickey et al.
 7,260,899 B2 8/2007 Jones
 D554,463 S* 11/2007 Parmer D10/65
 7,311,283 B2 12/2007 Whitney
 7,331,116 B1 2/2008 Johnston et al.
 7,334,344 B2 2/2008 Scarborough
 7,374,123 B2 5/2008 Han
 D570,233 S 6/2008 Levinson et al.
 D573,046 S 7/2008 Levinson
 7,415,778 B1* 8/2008 McEwan G01B 3/1041
 242/395
 D576,894 S 9/2008 Levinson
 D579,355 S 10/2008 Nepil et al.
 7,478,484 B2 1/2009 Nepil et al.
 D594,355 S 6/2009 Levinson et al.
 7,624,509 B2 12/2009 Hanson et al.

7,676,941 B2 3/2010 Cruz et al.
 7,681,826 B2 3/2010 Whitney
 7,707,734 B2 5/2010 Alexander
 7,770,300 B2 8/2010 Johnson
 RE41,620 E 9/2010 Scillia et al.
 D632,983 S 2/2011 Moore
 7,913,408 B2 3/2011 Grisham
 7,913,409 B2 3/2011 Wilson
 8,033,029 B2 10/2011 Johnston et al.
 8,533,966 B2 9/2013 Mikhaylenko
 8,713,810 B2 5/2014 Spaulding
 9,086,265 B2 7/2015 Kocenko
 D753,000 S* 4/2016 DeLeo D10/72
 9,354,031 B1 5/2016 Darr et al.
 9,701,154 B2* 7/2017 Parker B44D 3/38
 9,757,977 B2* 9/2017 DeLeo B44D 3/38
 D810,595 S* 2/2018 Cook D10/72
 D810,596 S* 2/2018 Matteo D10/72
 2007/0240320 A1* 10/2007 Hickey B44D 3/38
 33/414
 2008/0301959 A1* 12/2008 Nepil B44D 3/38
 33/414
 2012/0260511 A1* 10/2012 Spaulding B44D 3/38
 33/414
 2016/0052332 A1 2/2016 DeLeo et al.
 2016/0347117 A1* 12/2016 Parker B44D 3/38
 2018/0065404 A1* 3/2018 Khangar B44D 3/38

FOREIGN PATENT DOCUMENTS

EP 2420388 7/2013
 EP 2420390 7/2013
 WO WO95/32143 11/1995
 WO WO2006/073935 7/2006

* cited by examiner

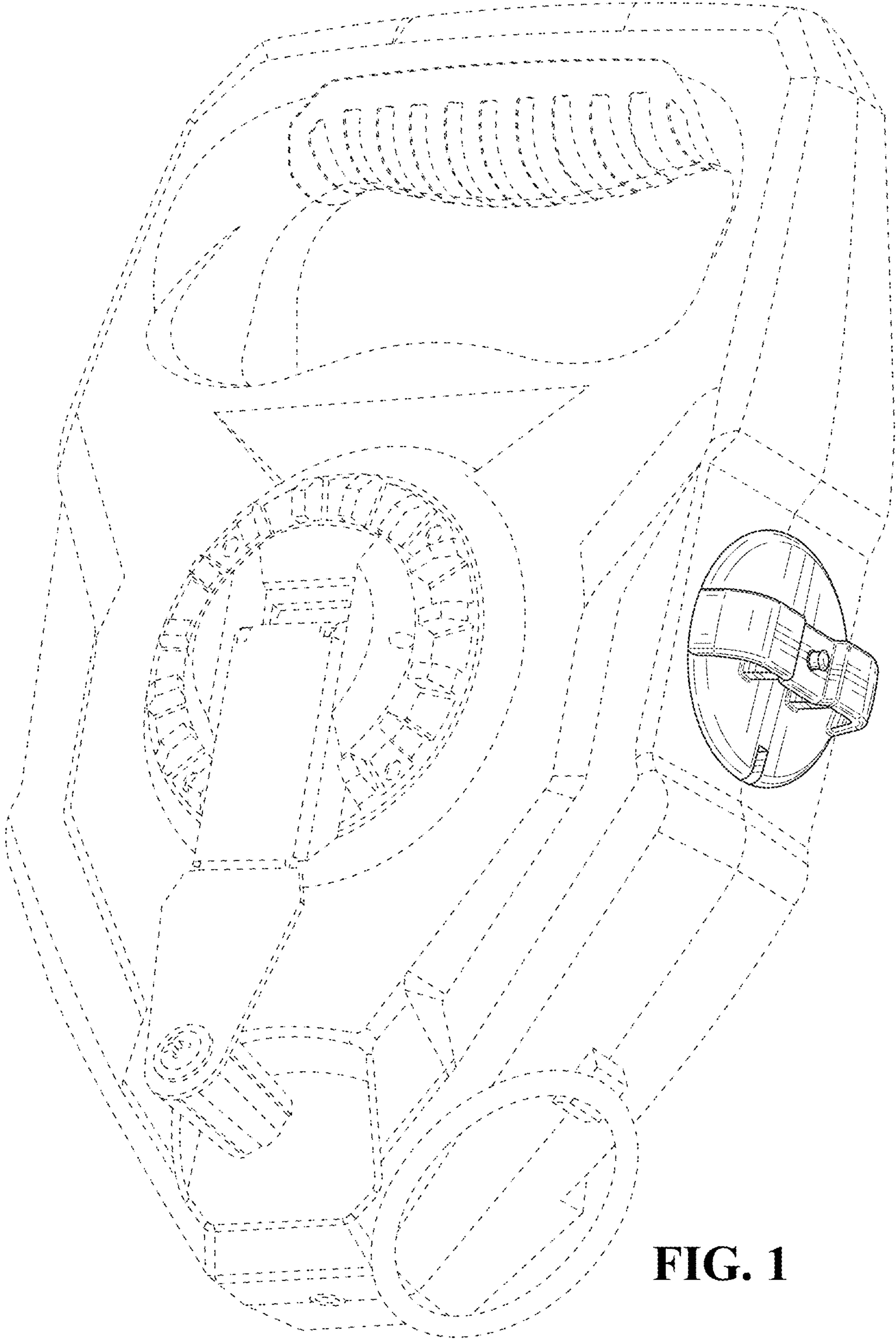


FIG. 1

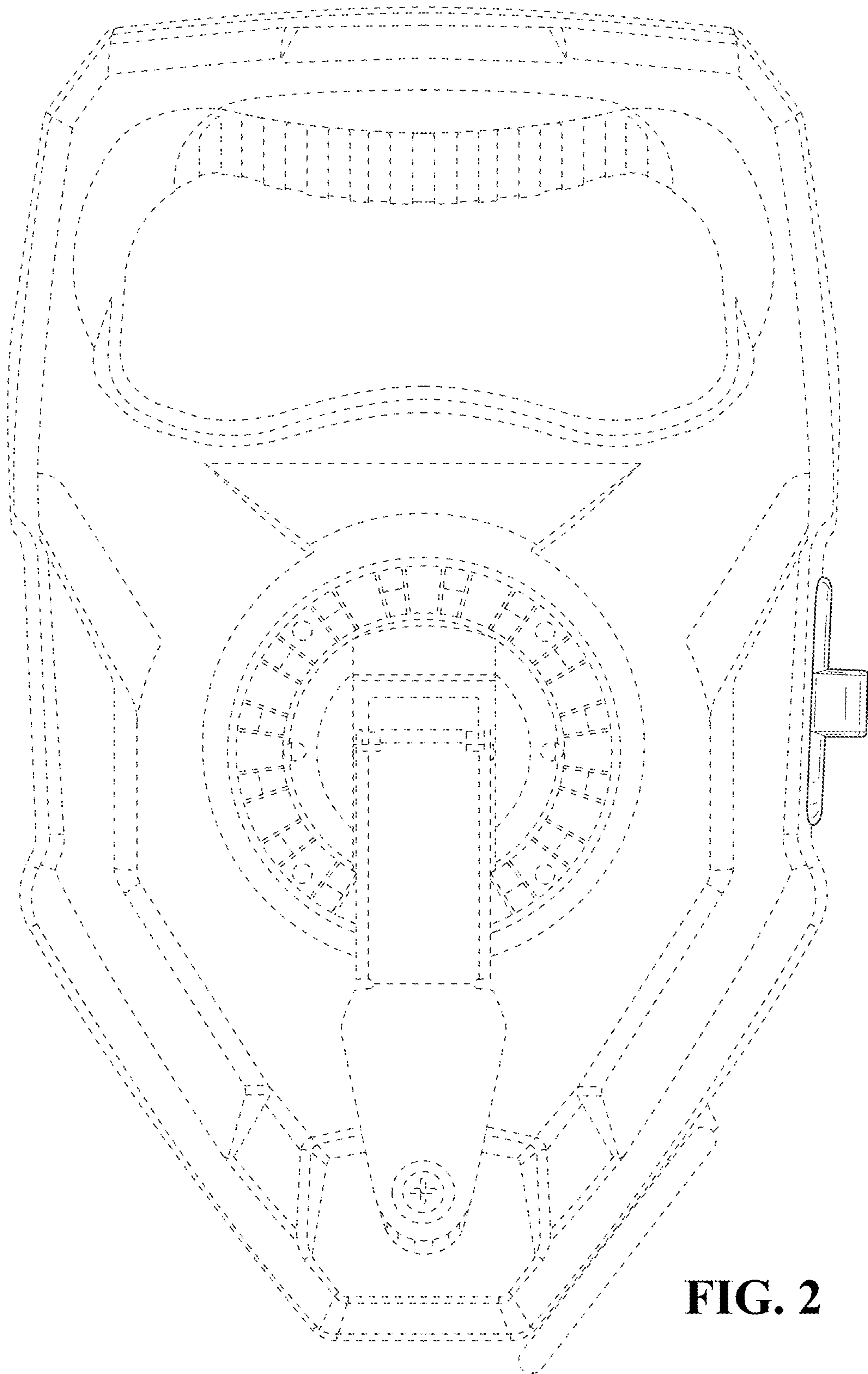


FIG. 2

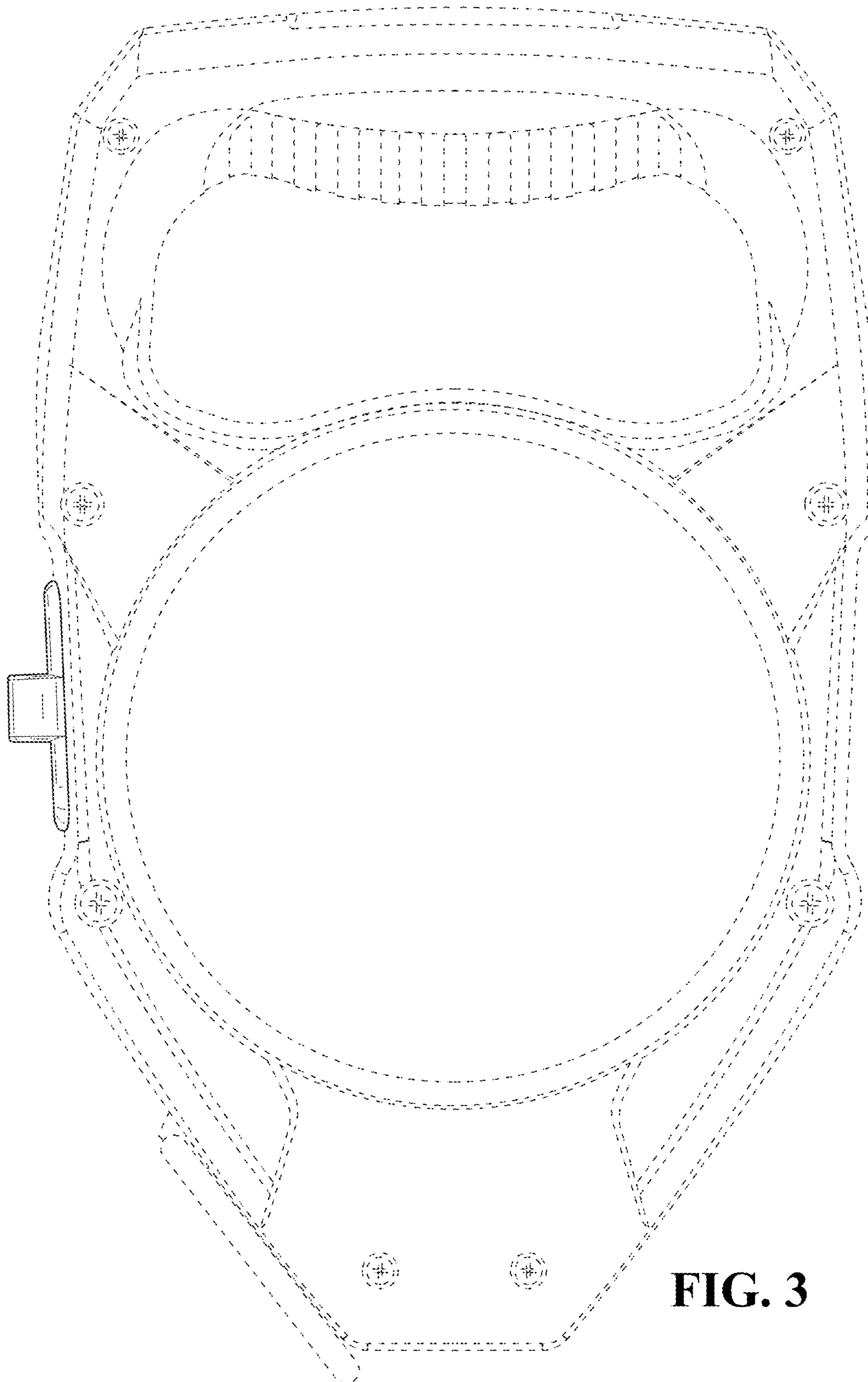


FIG. 3

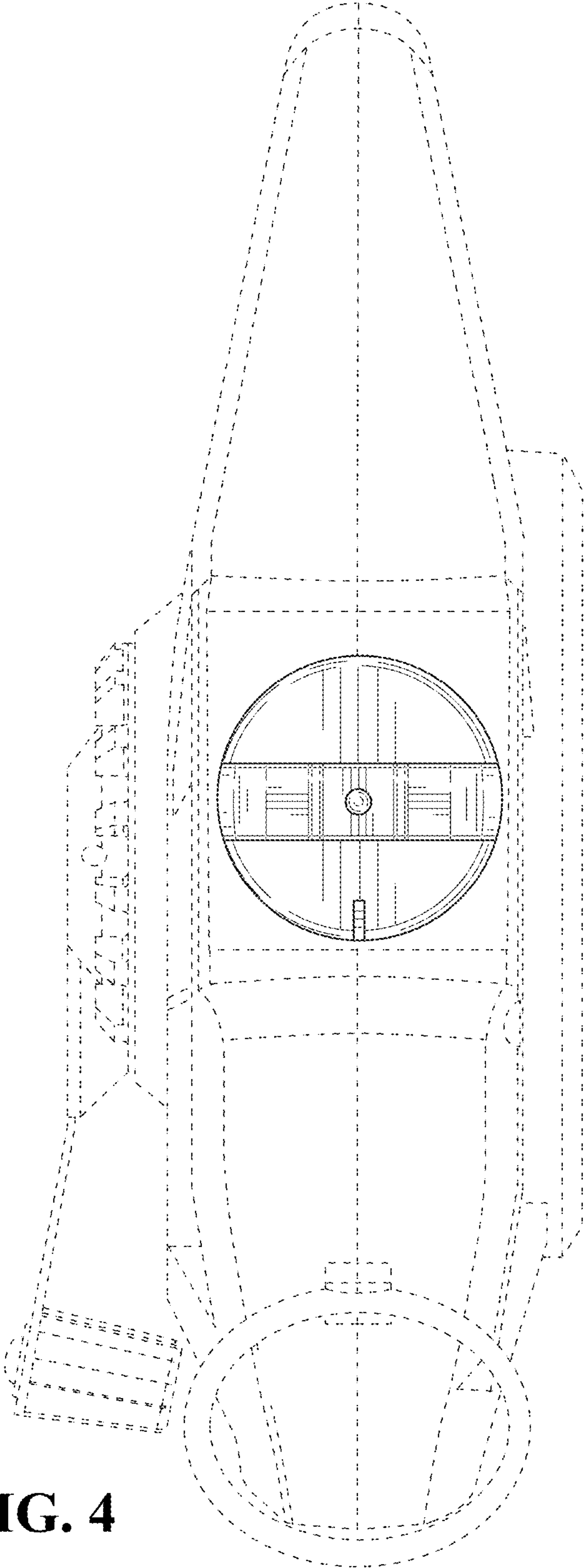


FIG. 4

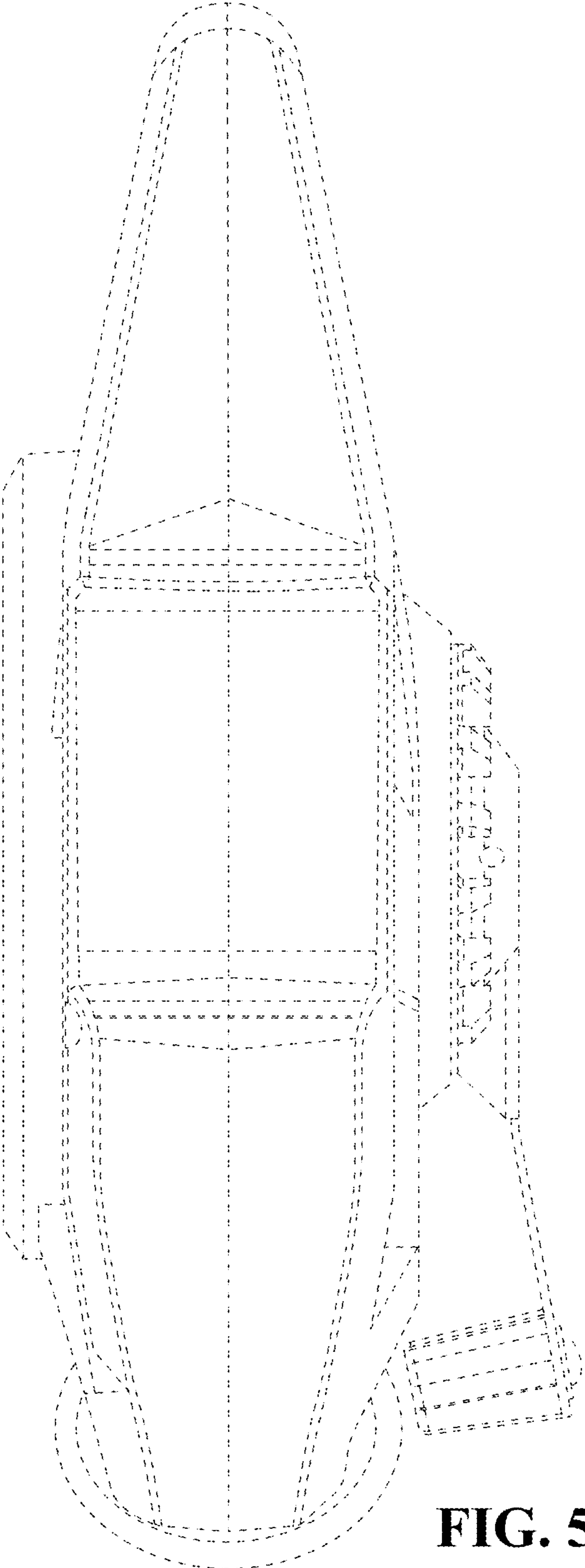


FIG. 5




FIG. 6

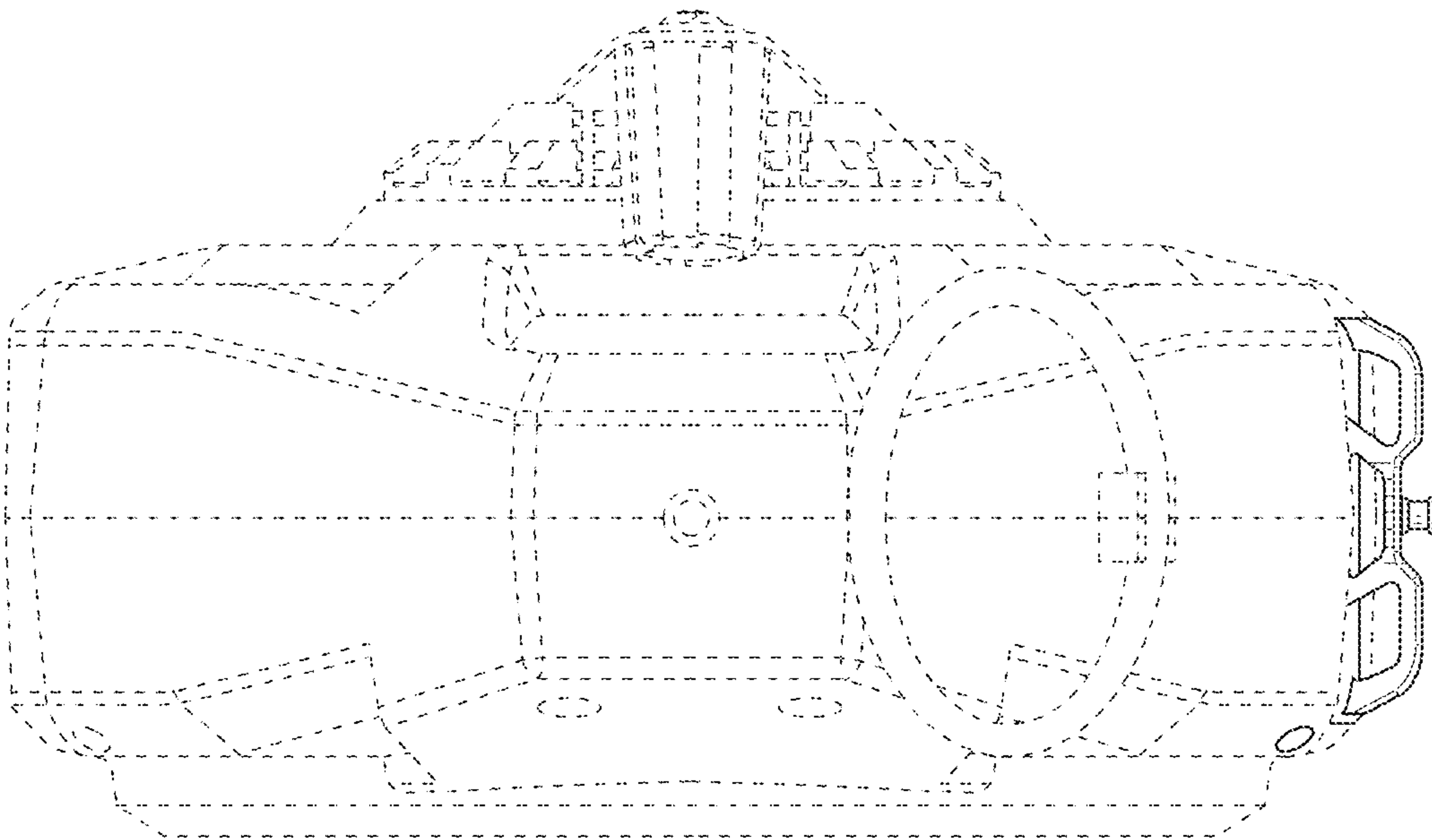


FIG. 7

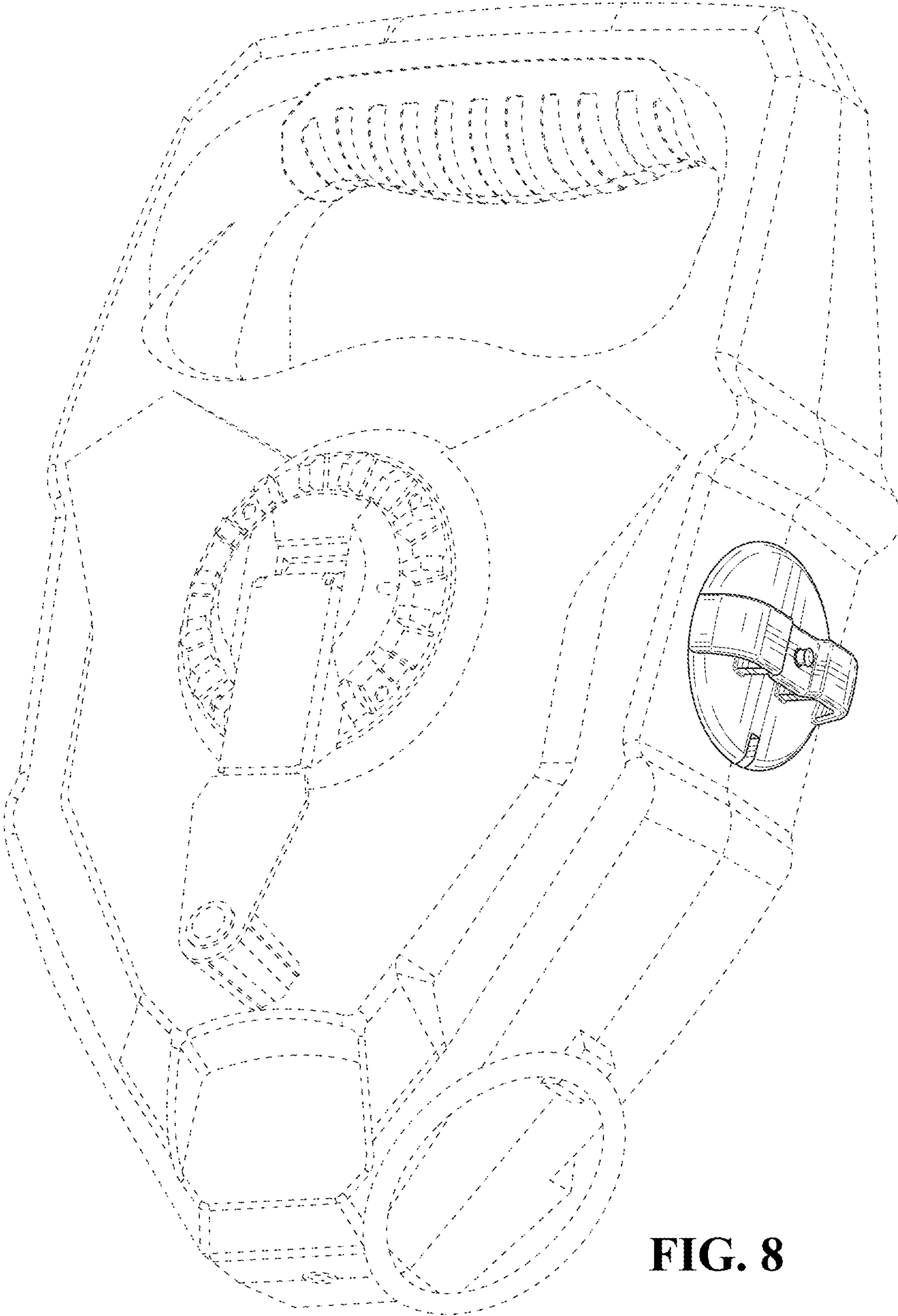


FIG. 8

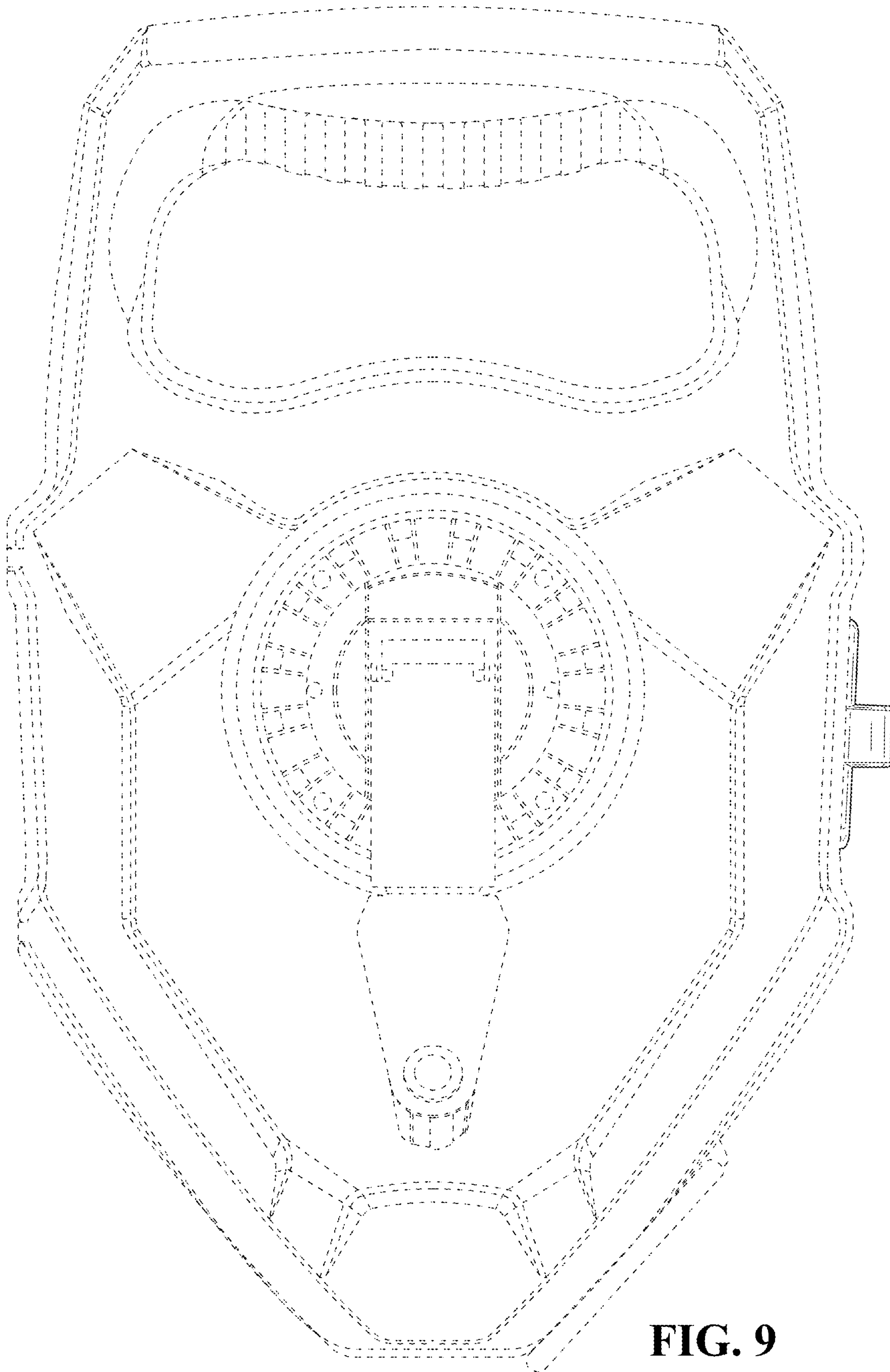


FIG. 9

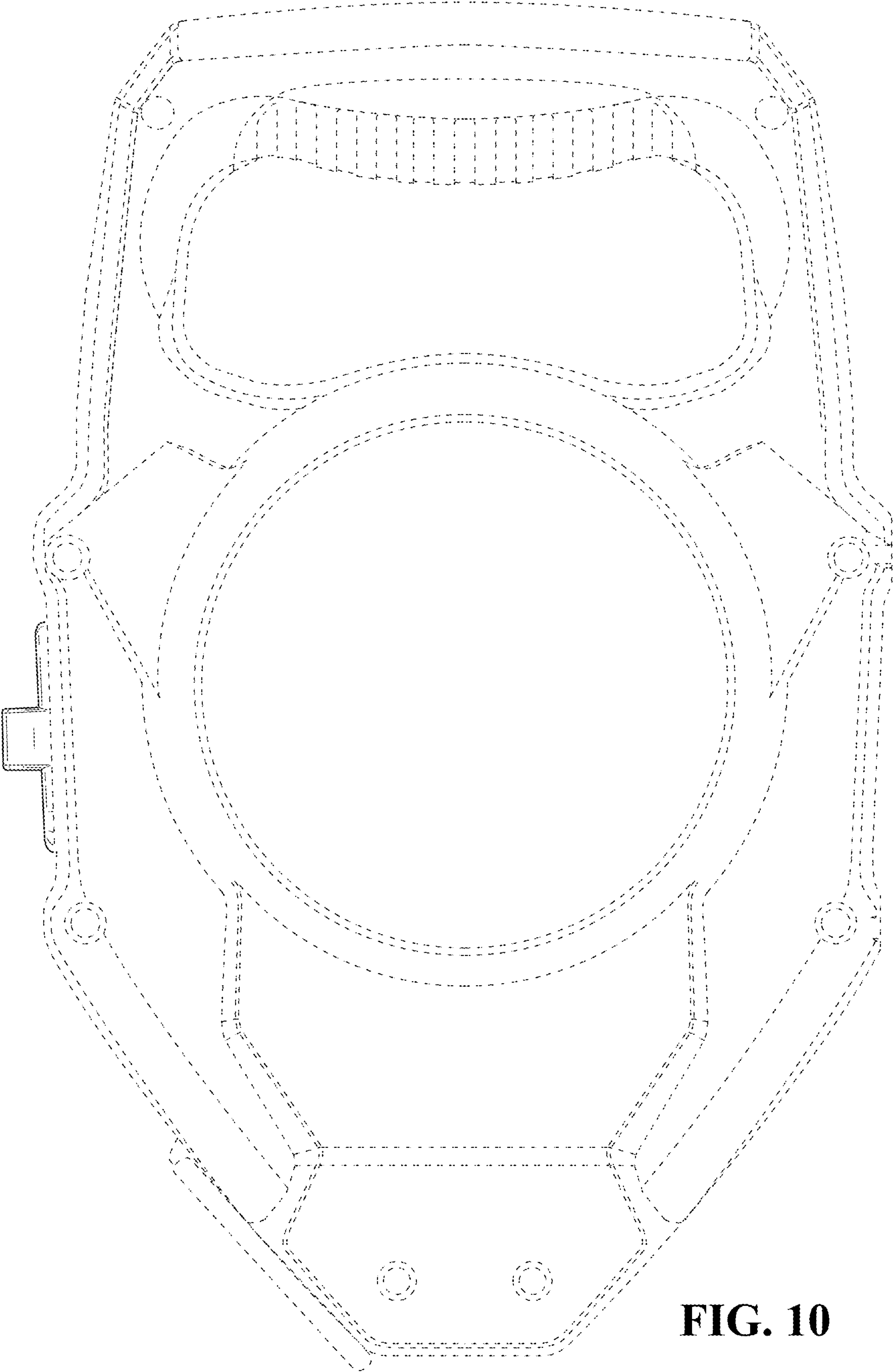


FIG. 10

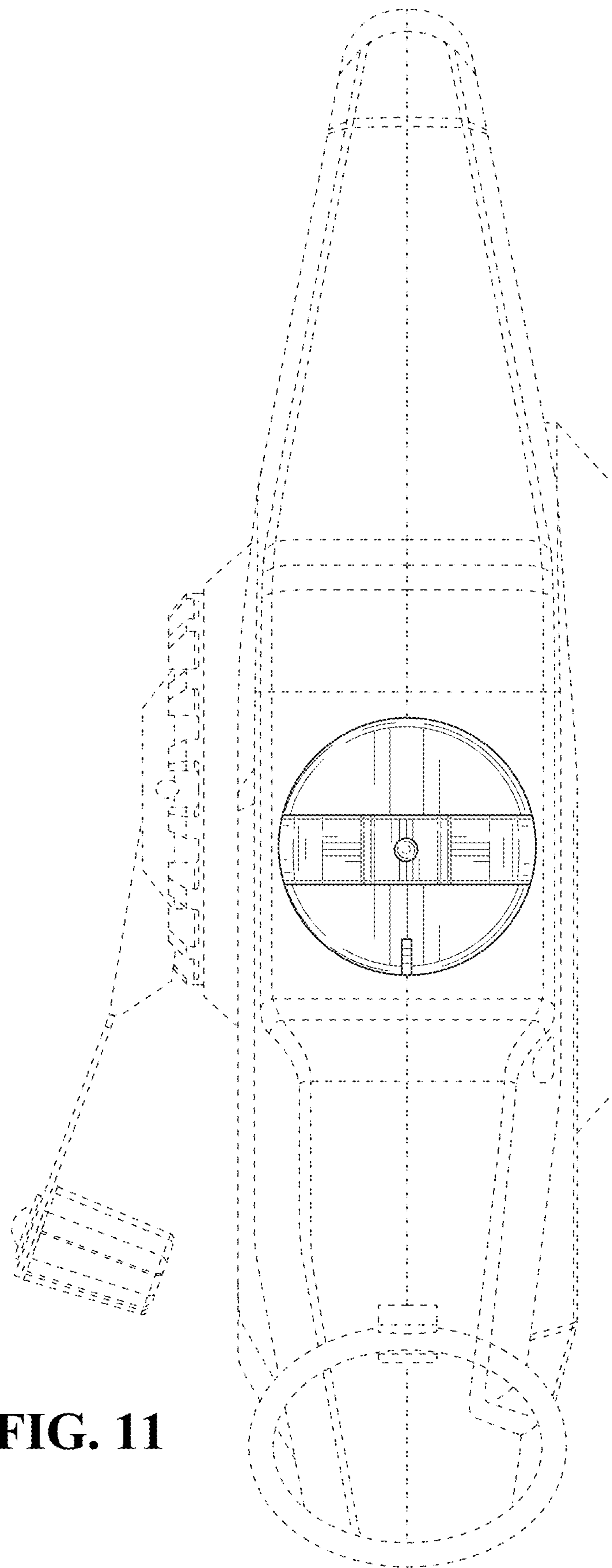


FIG. 11

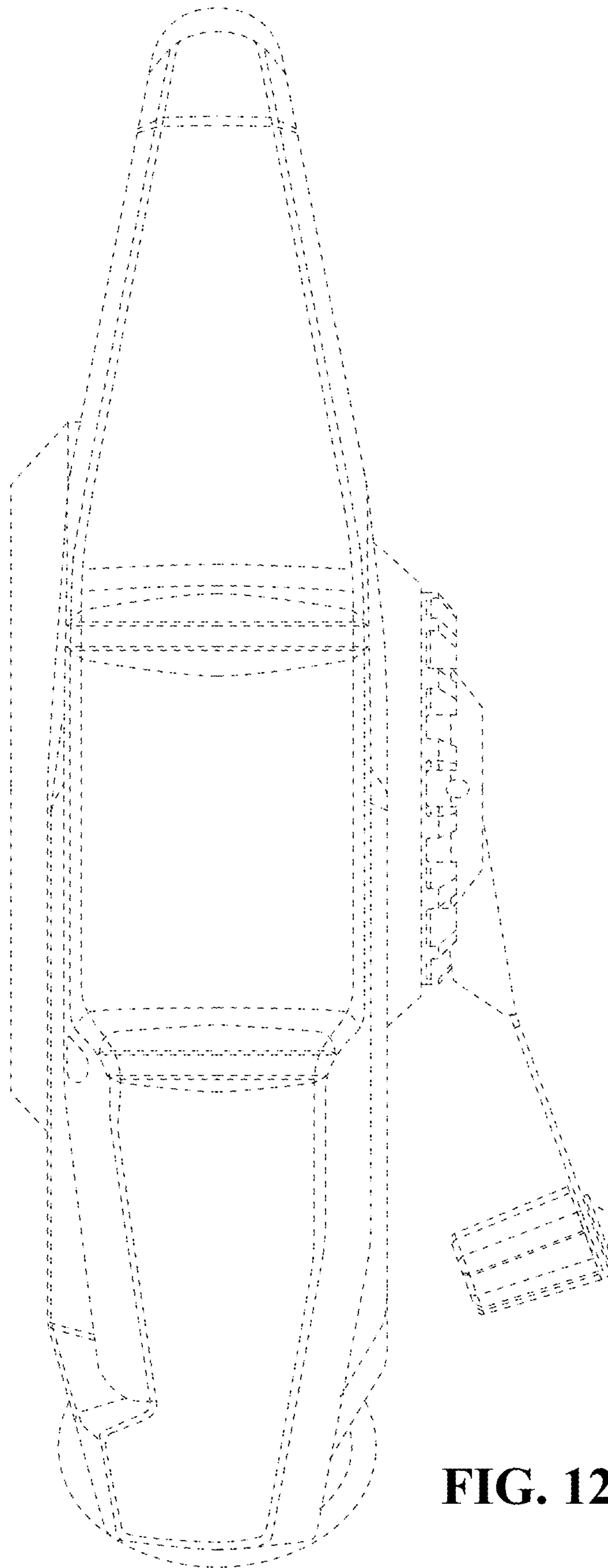


FIG. 12

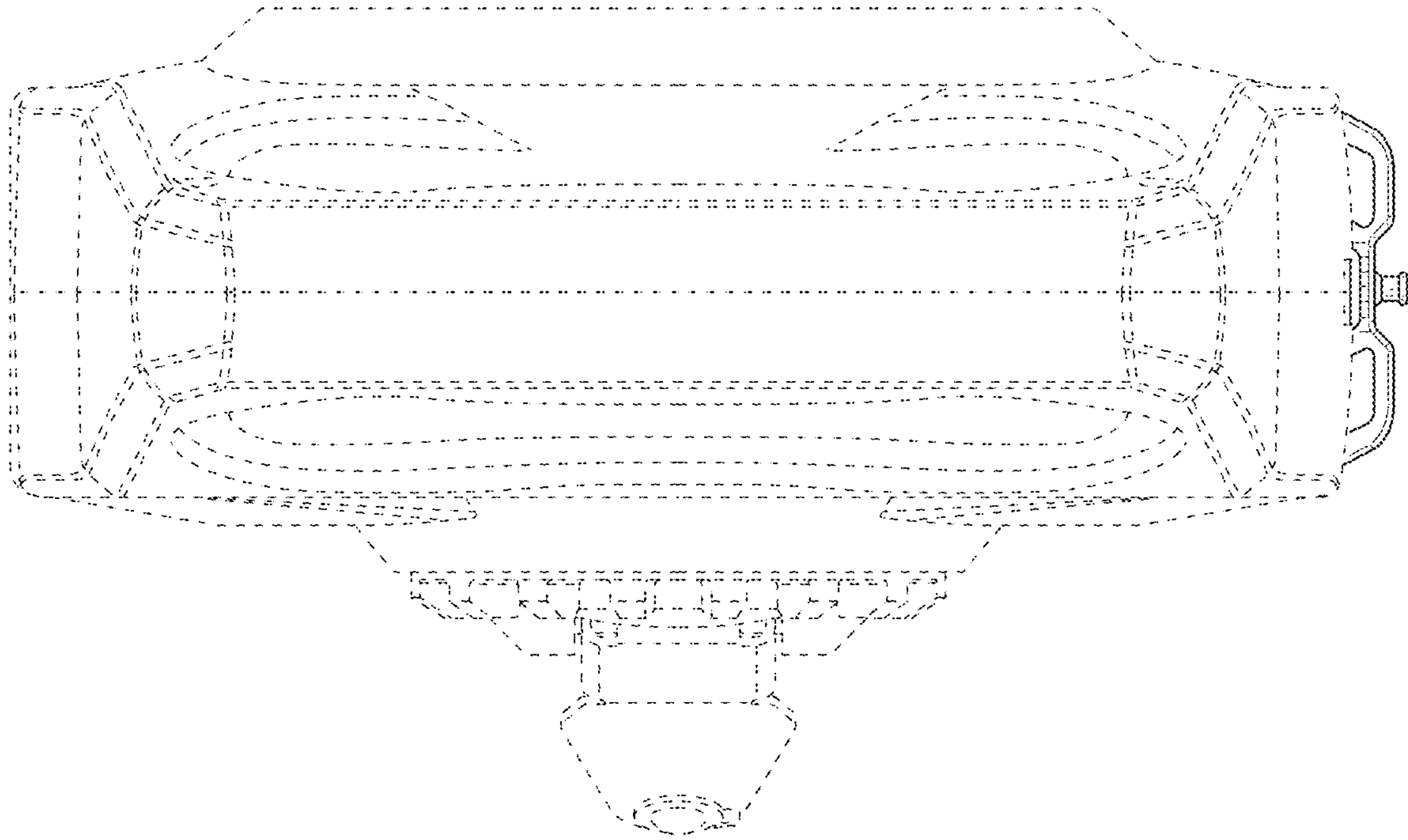


FIG. 13

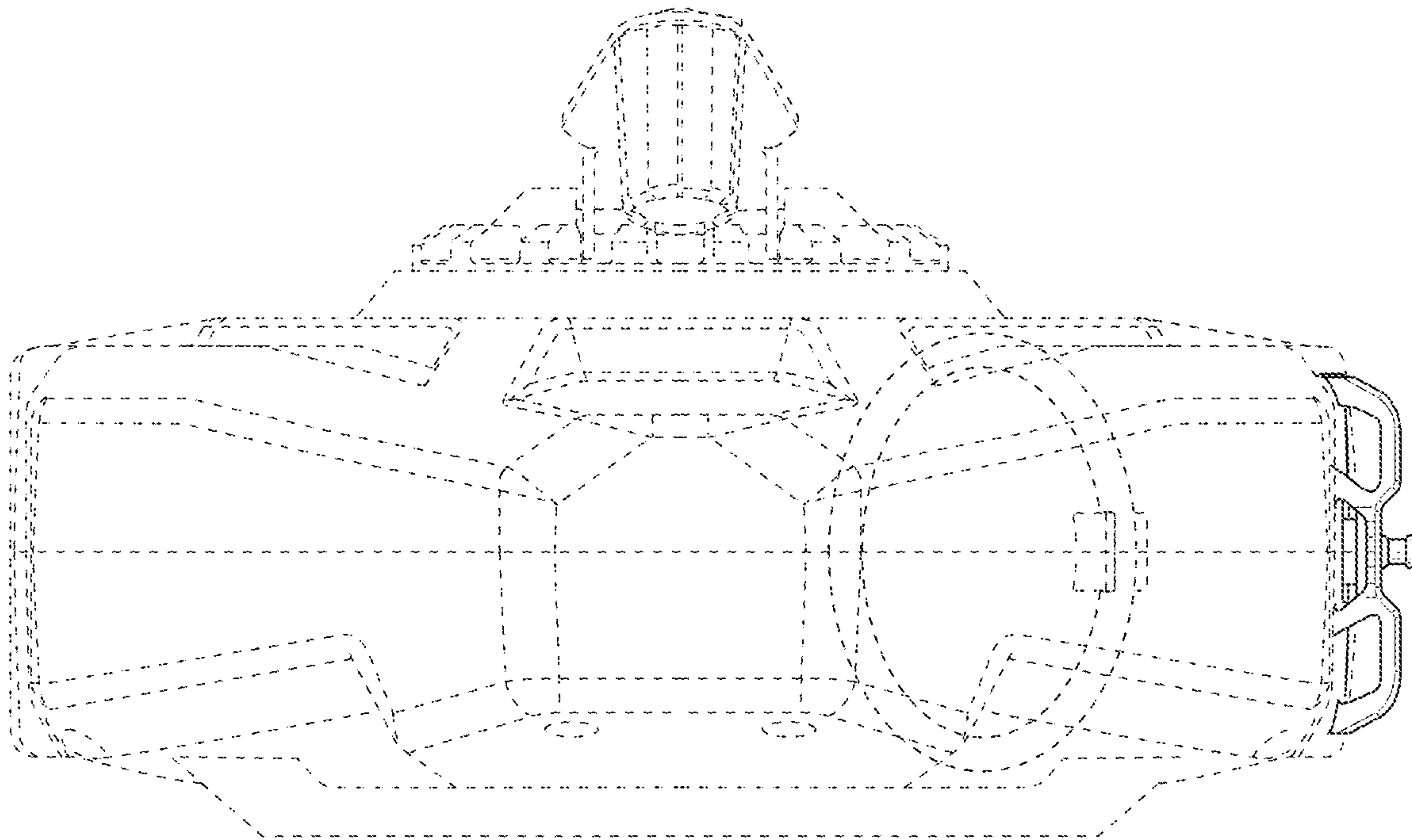


FIG. 14