



US00D902729S

(12) **United States Design Patent** (10) **Patent No.:** **US D902,729 S**
Soehnlén et al. (45) **Date of Patent:** **** Nov. 24, 2020**

(54) BOTTLE	D371,967 S * 7/1996 Miller D9/520
	D373,532 S * 9/1996 Miller D9/520
(71) Applicant: CREATIVE EDGE DESIGN GROUP LTD., Canton, OH (US)	D378,494 S * 3/1997 Miller D9/528
	5,833,115 A * 11/1998 Eiten B65D 1/0223 220/669
(72) Inventors: Gregory M. Soehnlén , North Canton, OH (US); Alexander Campana , Lorain, OH (US); Daniel P. Soehnlén , Canton, OH (US)	D479,468 S * 9/2003 Dorn D9/531
	D505,076 S * 5/2005 Logan D9/528
	D528,008 S * 9/2006 Lovelace, Jr. D9/560
	D662,825 S * 7/2012 Murphy D9/528
	D669,357 S * 10/2012 Dorn D9/531
	D687,712 S * 8/2013 Juna D9/528
(73) Assignee: CREATIVE EDGE DESIGN GROUP, LTD., Canton, OH (US)	8,511,538 B2 * 8/2013 Ouillette B65D 5/4608 229/117.3
	D696,131 S * 12/2013 Voelker D9/528
	D703,529 S * 4/2014 Voelker D9/430
(**) Term: 15 Years	2003/0155324 A1 * 8/2003 McCollum B65D 1/0223 215/382
(21) Appl. No.: 29/593,701	2005/0082251 A1 * 4/2005 Darr B65D 23/106 215/396

* cited by examiner

Primary Examiner — Janice Patyk

(74) *Attorney, Agent, or Firm* — Fay Sharpe LLP

(22) Filed: **Feb. 10, 2017**
Related U.S. Application Data

(63) Continuation of application No. 15/360,176, filed on Nov. 23, 2016, now Pat. No. 10,279,975.

(51) **LOC (12) Cl.** **09-01**

(52) **U.S. Cl.**
USPC **D9/528**

(58) **Field of Classification Search**
USPC D9/522, 528, 530, 531, 534, 543, 549, D9/558, 564, 565, 569, 572, 573; 215/40, 44, 200, 381–384, 396; 220/288, 220/662, 669, 675, 752, 755, 771; 222/182, 209; 426/115
CPC B65D 1/02; B65D 1/0223; B65D 1/0246; B65D 5/46; B65D 41/00; B65D 41/02; B65D 41/04; B65D 2501/00; B65D 2501/0009

See application file for complete search history.

(56) **References Cited**

U.S. PATENT DOCUMENTS

D335,745 S * 5/1993 Schilthuizen D34/39
5,265,743 A * 11/1993 Frohn B65D 21/0231
206/510

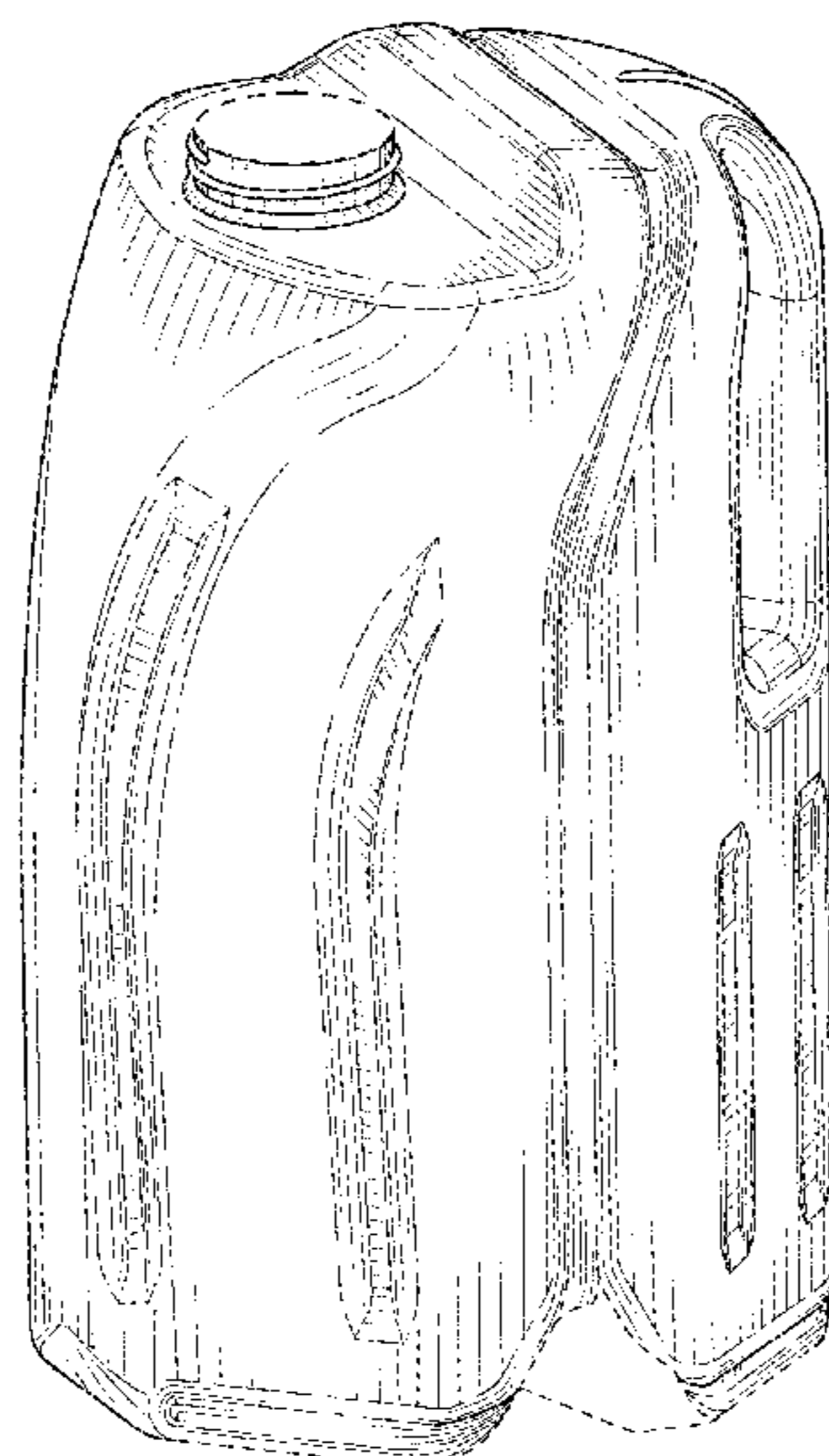
(57) **CLAIM**

The ornamental design for a bottle, as shown and described.

DESCRIPTION

FIG. 1 is a perspective view of a bottle, showing our new design;
FIG. 2 is a front view thereof;
FIG. 3 is a rear view thereof;
FIG. 4 is a right side view thereof;
FIG. 5 is a left side view thereof; and,
FIG. 6 is a top plan view thereof.
The broken lines in the figures illustrate the portions of the design that form no part of the claimed design.

1 Claim, 6 Drawing Sheets






FIG. 1

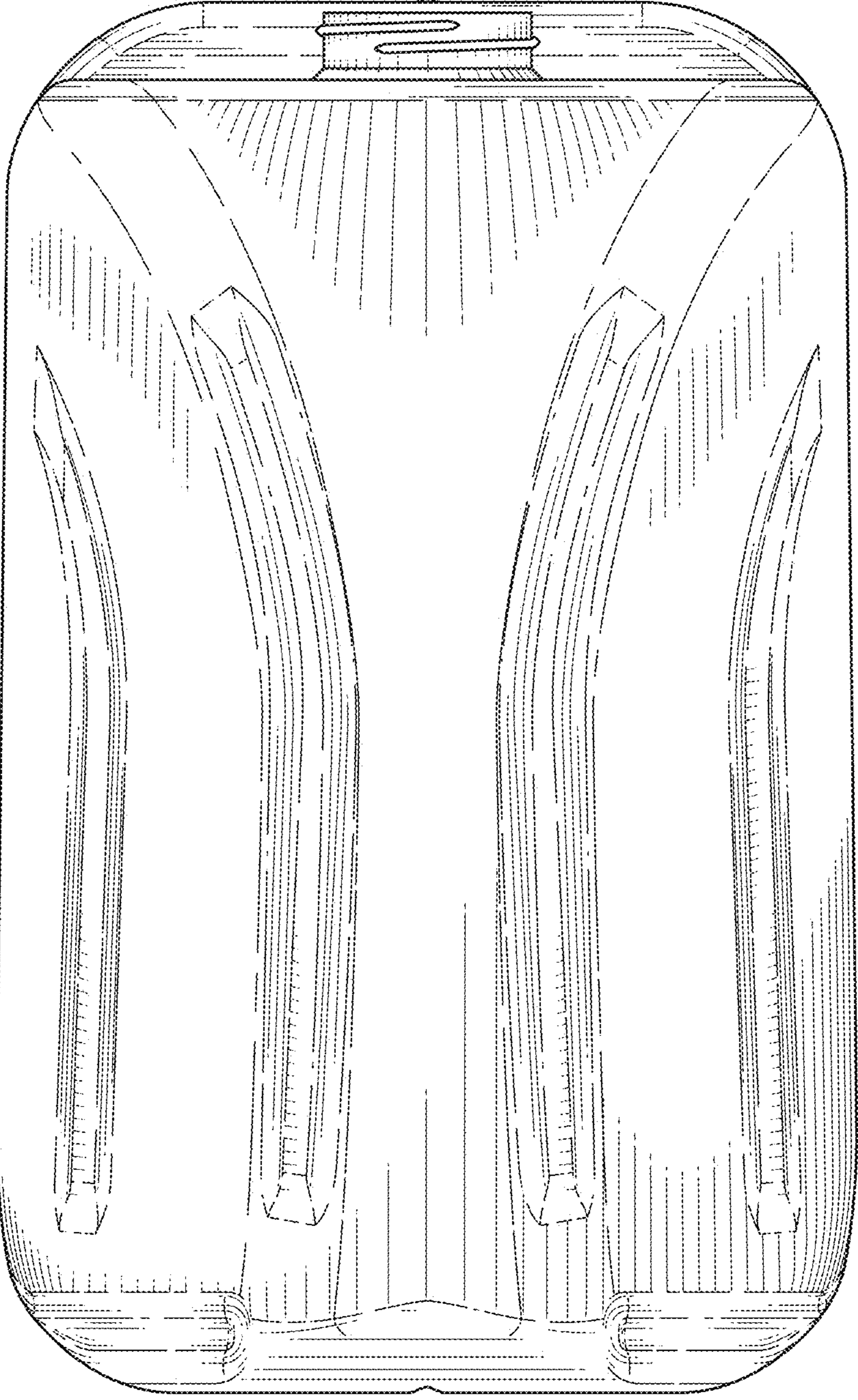


FIG. 2

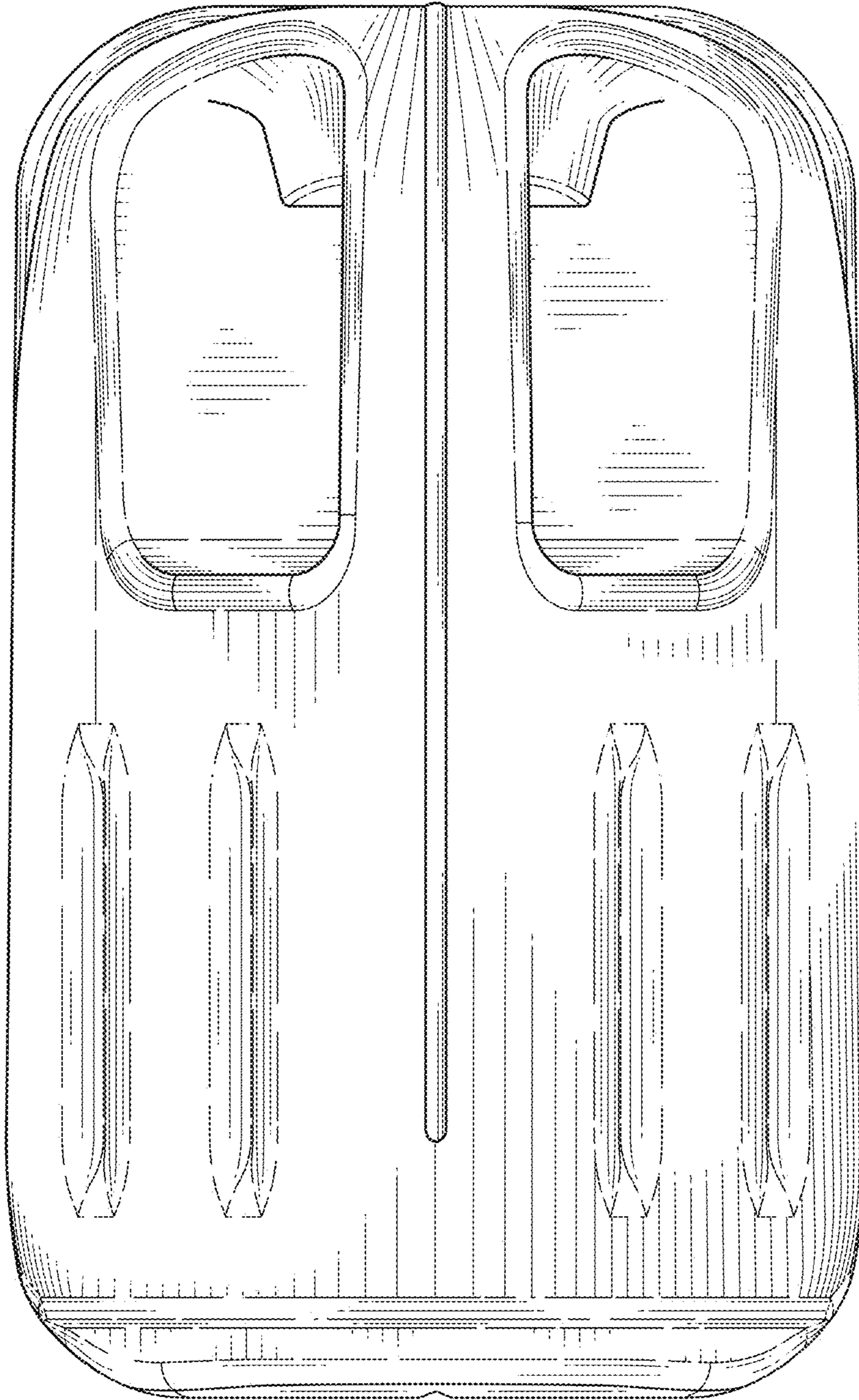


FIG. 3

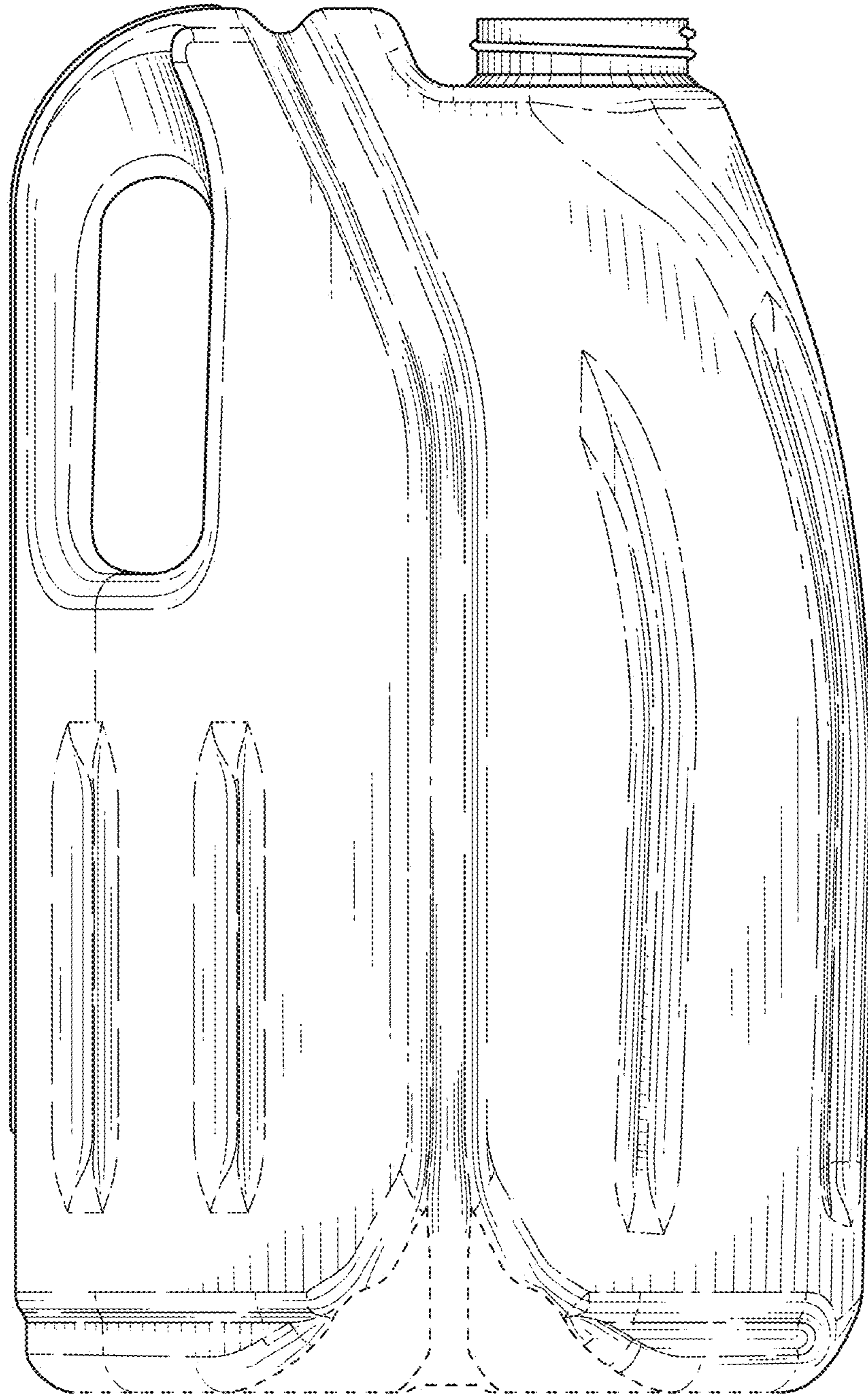


FIG. 4

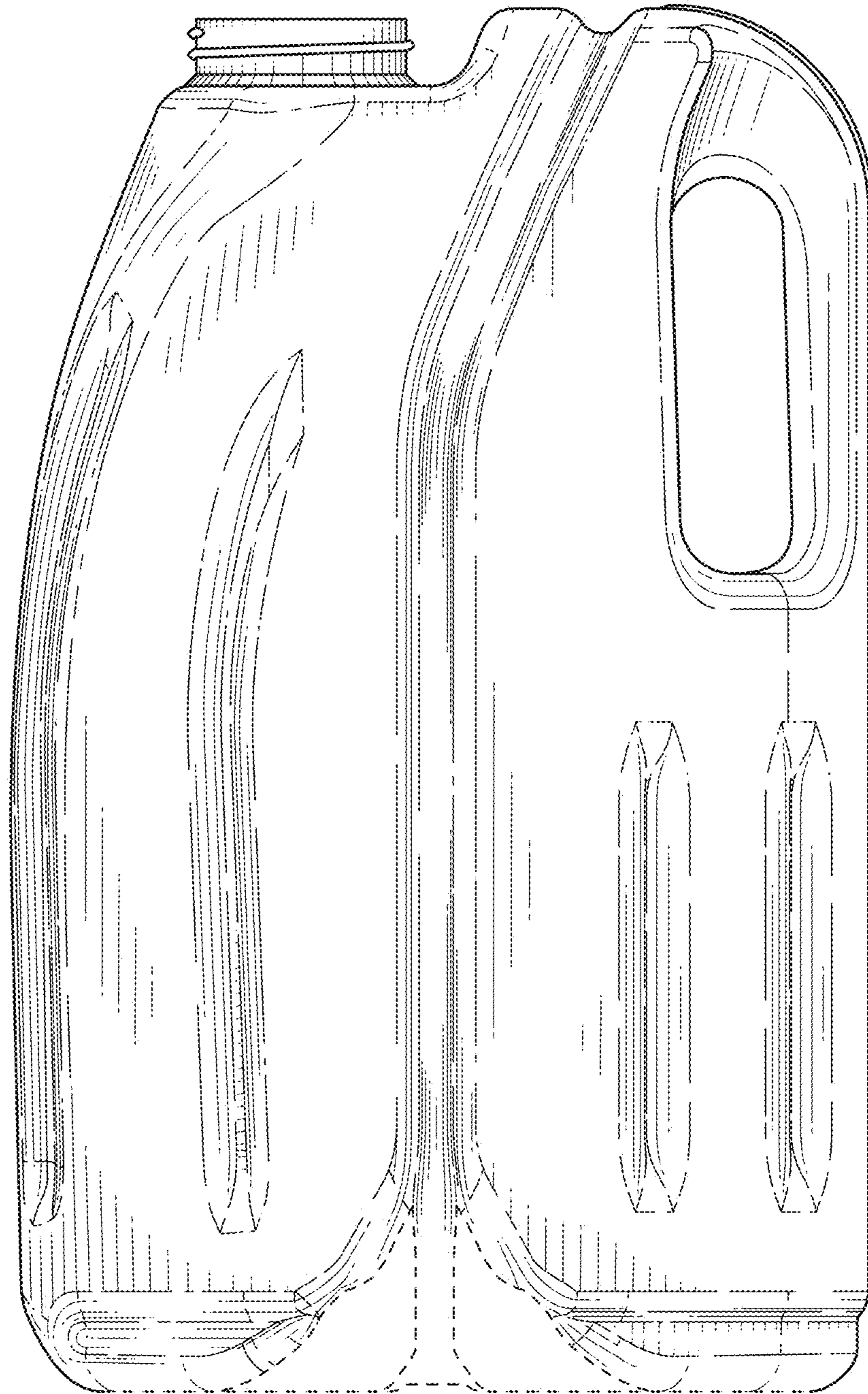


FIG. 5

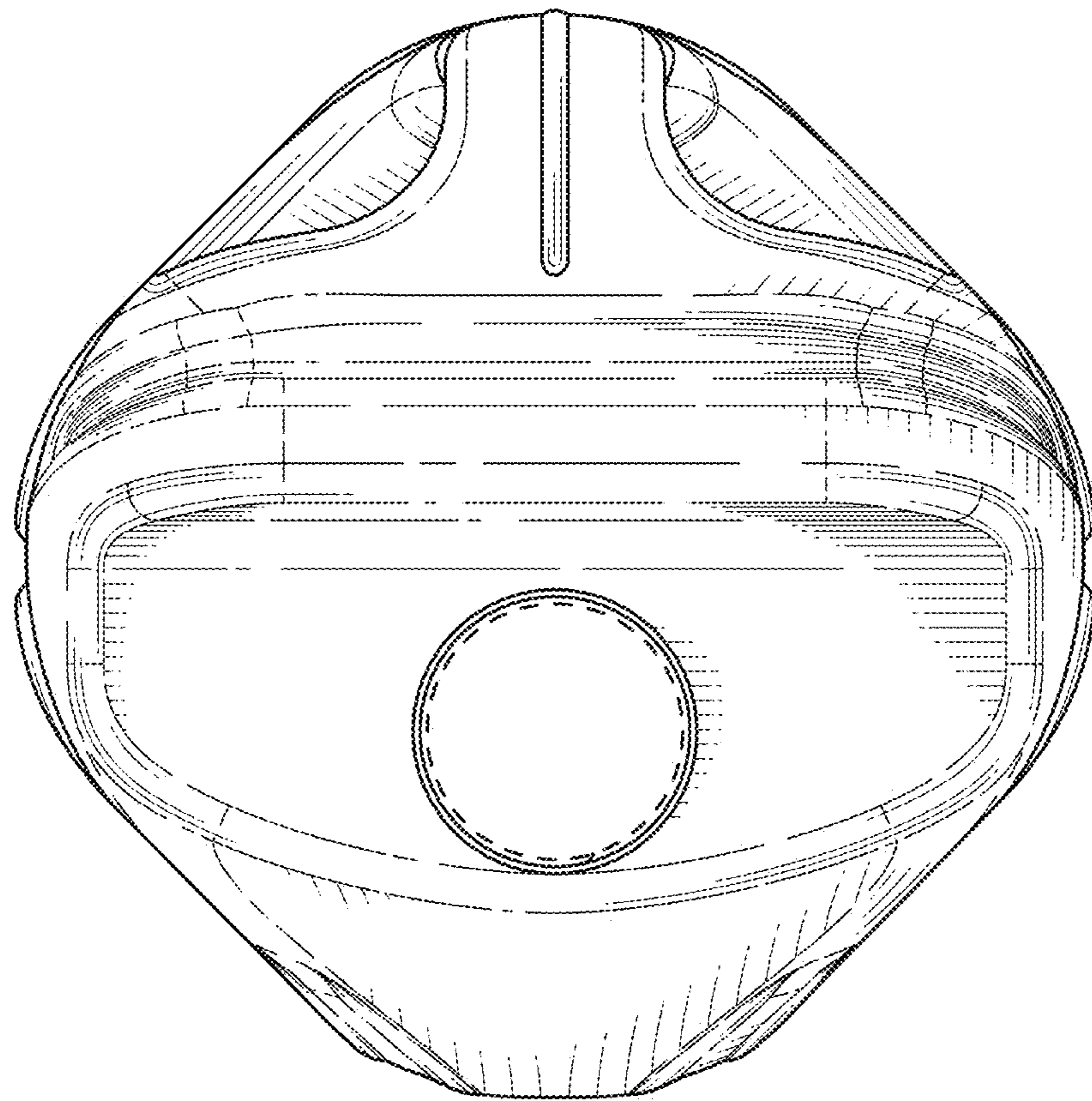


FIG. 6