



US00D902727S

(12) **United States Design Patent** (10) **Patent No.:** **US D902,727 S**
Clyde (45) **Date of Patent:** **** Nov. 24, 2020**

(54) **WINE STORAGE DEVICE**
(71) Applicant: **Christopher Joseph Clyde**, San Antonio, TX (US)
(72) Inventor: **Christopher Joseph Clyde**, San Antonio, TX (US)
(**) Term: **15 Years**
(21) Appl. No.: **29/679,190**
(22) Filed: **Feb. 3, 2019**
(51) **LOC (12) Cl.** **09-01**
(52) **U.S. Cl.**
USPC **D9/520; D9/500; D9/523; D9/545; D7/507; D7/300.1**
(58) **Field of Classification Search**
USPC D7/300, 300.1, 301, 507, 510; D9/516, D9/550, 551, 520, 523, 545, 500
CPC B65D 41/08; B65D 41/065; B65C 7/00; B65B 7/285
See application file for complete search history.

8,365,931 B2 * 2/2013 Rees B65D 81/245 215/231
D679,187 S * 4/2013 Zuchetta D9/500
8,701,910 B1 * 4/2014 Michalopoulos .. B65D 81/2038 215/311
D734,163 S * 7/2015 Infahsaeng D9/652
D763,644 S * 8/2016 Knirr D8/36
D786,686 S * 5/2017 Robin-Prevallee D9/550
D790,277 S * 6/2017 Mackesy, II D7/507
D796,334 S * 9/2017 Cukman D9/551
D826,051 S * 8/2018 Lauret D9/500
D847,571 S * 5/2019 Berresheim D7/507
D848,267 S * 5/2019 Eisen D9/505
D861,431 S * 10/2019 Demopoulos D7/507
D873,243 S * 1/2020 Rager D14/216
D877,571 S * 3/2020 Eyal D7/532
D878,863 S * 3/2020 Ke D7/507
D878,864 S * 3/2020 Lawson-Shanks D7/507
D886,516 S * 6/2020 Berresheim D7/392.1
D887,211 S * 6/2020 Sitwell D7/507

(Continued)

Primary Examiner — Marianne N Pandozzi
(74) *Attorney, Agent, or Firm* — Rick B. Yeager

(57) **CLAIM**

The ornamental design for a wine storage device, as shown and described.

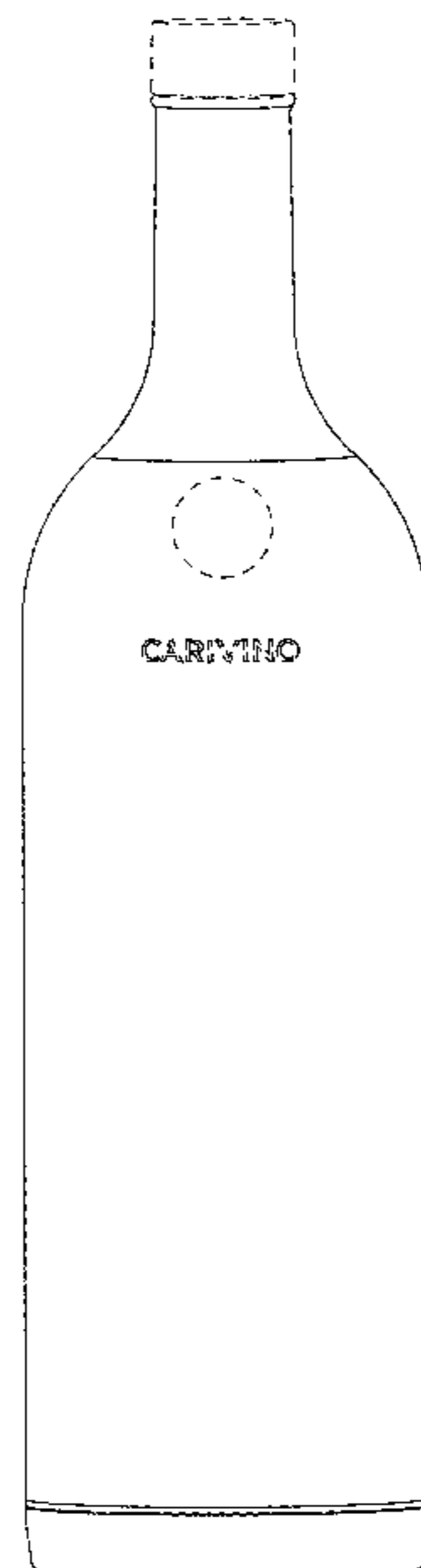
DESCRIPTION

FIG. 1 is a front view of a wine storage device showing my new design,
FIG. 2 is a rear view thereof;
FIG. 3 is a first side view thereof;
FIG. 4 is a second side view thereof;
FIG. 5 is top view thereof;
FIG. 6 is a bottom view thereof;
FIG. 7 is a front bottom perspective view thereof; and,
FIG. 8 is a front top perspective view thereof.
The broken lines are directed to environment, and none of the broken lines form a part of the claimed design.

1 Claim, 8 Drawing Sheets

(56) **References Cited**
U.S. PATENT DOCUMENTS

D330,327 S * 10/1992 Messer D9/500
D367,413 S * 2/1996 Ballin D10/46.2
D373,290 S * 9/1996 Ballin 81/3.09
5,662,233 A * 9/1997 Reid B65D 41/58 215/273
5,944,208 A * 8/1999 Gale B65D 1/023 215/296
D434,085 S * 11/2000 Singer D21/325
D434,985 S * 12/2000 Colonna D9/500
D506,910 S * 7/2005 Tham-itthisak D7/509
D531,048 S * 10/2006 Krause D9/652
D577,571 S * 9/2008 Stevens D8/343
D594,168 S * 6/2009 Chavez, II D34/10
D600,556 S * 9/2009 Chupak D9/500



(56)

References Cited

U.S. PATENT DOCUMENTS

2002/0175169 A1* 11/2002 Tham-itthisak A47G 19/2205
220/600
2004/0007557 A1* 1/2004 Maliszewski B65C 7/00
215/365
2008/0237242 A1* 10/2008 Gifford A47G 23/0216
220/592.16
2010/0006603 A1* 1/2010 Weinberg B67D 1/0885
222/152
2011/0011487 A1* 1/2011 Barnes B65D 23/065
141/1
2016/0331398 A1* 11/2016 Foster A61B 17/3211
2017/0283127 A1* 10/2017 Watkins B67B 3/2066
2019/0177054 A1* 6/2019 Duckworth B65D 51/245

* cited by examiner

FIG. 1

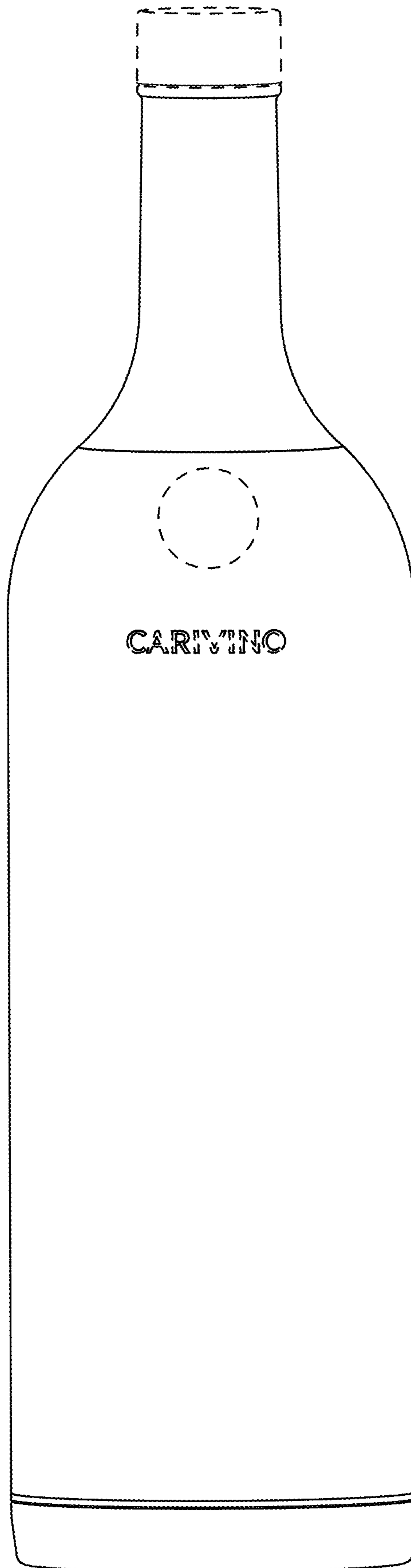


FIG. 2




FIG. 3




FIG. 4




FIG. 5

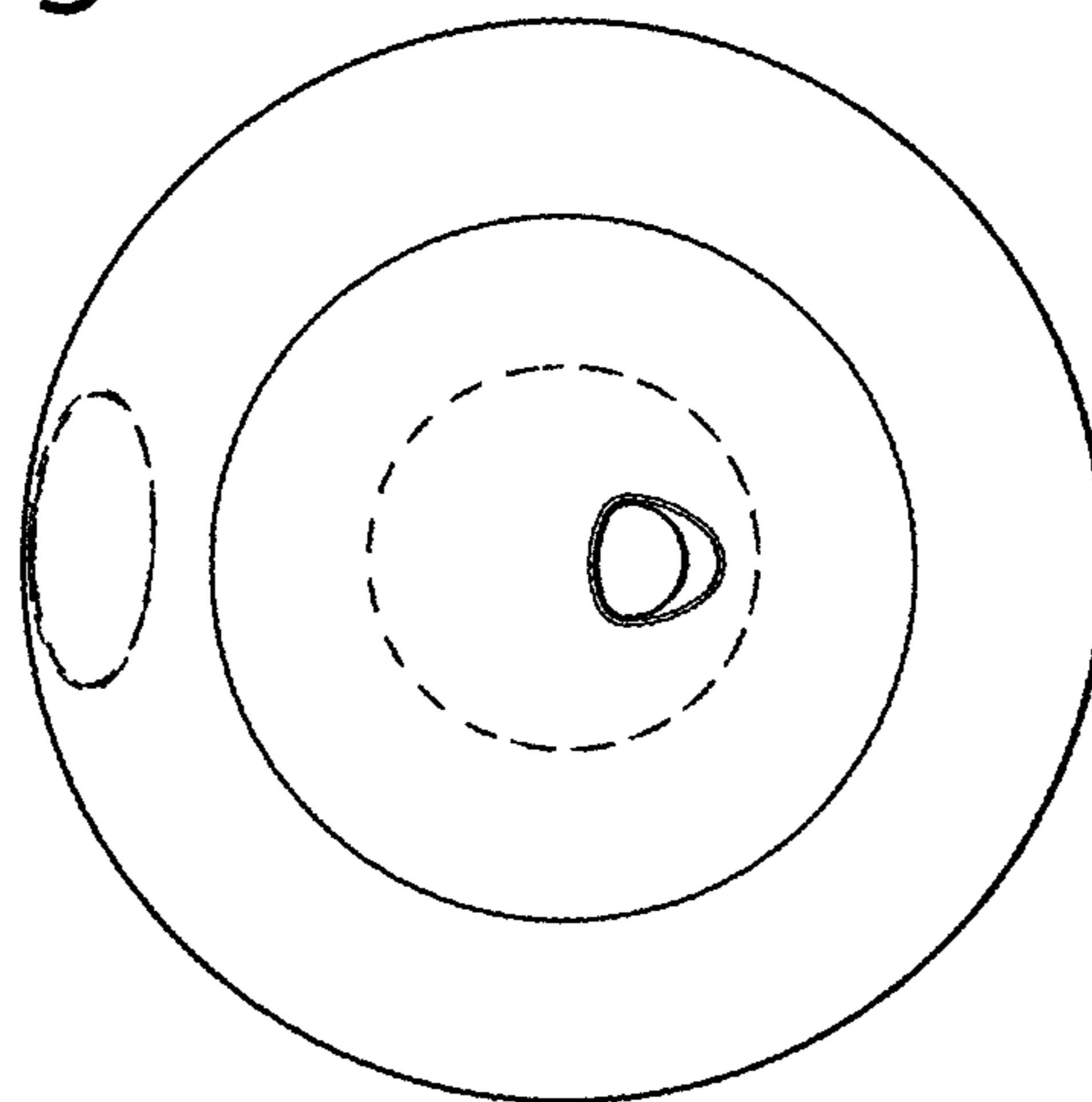


FIG. 6




FIG. 7




FIG. 8

