



US00D902720S

(12) **United States Design Patent**
Kaye et al.

(10) **Patent No.:** **US D902,720 S**

(45) **Date of Patent:** **** *Nov. 24, 2020**

(54) **BOTTLE WITH CAP**

(71) Applicant: **Henkel IP & Holding GmbH**,
Duesseldorf (DE)

(72) Inventors: **Glenn W. Kaye**, Stamford, CT (US);
Elizabeth Meriwether Boyd, Auburn,
AL (US); **George William Hann, II**,
Tolland, CT (US)

(73) Assignee: **Henkel IP & Holding GmbH** (DE)

(*) Notice: This patent is subject to a terminal dis-
claimer.

(**) Term: **15 Years**

(21) Appl. No.: **29/646,701**

(22) Filed: **May 7, 2018**

(51) **LOC (12) Cl.** **09-01**

(52) **U.S. Cl.**
USPC **D9/500; D9/454**

(58) **Field of Classification Search**
USPC D9/434-435, 444-445, 454, 500,
D9/503-504, 516, 530, 537, 539, 549,
D9/558, 715, 719; D7/509-511, 523, 608
CPC B65D 1/00; B65D 1/02; B65D 1/0223;
B65D 23/00; B65D 81/00; B65D
2501/00; B65D 2501/0009

See application file for complete search history.

(56) **References Cited**

U.S. PATENT DOCUMENTS

D220,560 S *	4/1971	Johnson	D9/504
D229,168 S *	11/1973	Silfang	D9/504
D375,655 S *	11/1996	King	D7/510
D406,764 S *	3/1999	Bright	D9/503
D426,773 S *	6/2000	Warner	D9/449
D436,501 S *	1/2001	Huang	D7/608
D441,872 S *	5/2001	Johansen	D24/197

D447,693 S *	9/2001	Warner	D9/450
D454,282 S *	3/2002	Mano	D7/608
D456,218 S *	4/2002	Hatsumoto	D7/608
D513,185 S *	12/2005	Ruiz	D1/105
D528,001 S *	9/2006	Schroeder	D9/502
D533,064 S *	12/2006	Glynn	D9/500
D539,095 S *	3/2007	Snyder	D7/597
D553,003 S *	10/2007	Baker	D9/691

(Continued)

Primary Examiner — Dana Meyrow

(74) *Attorney, Agent, or Firm* — Bojuan Deng

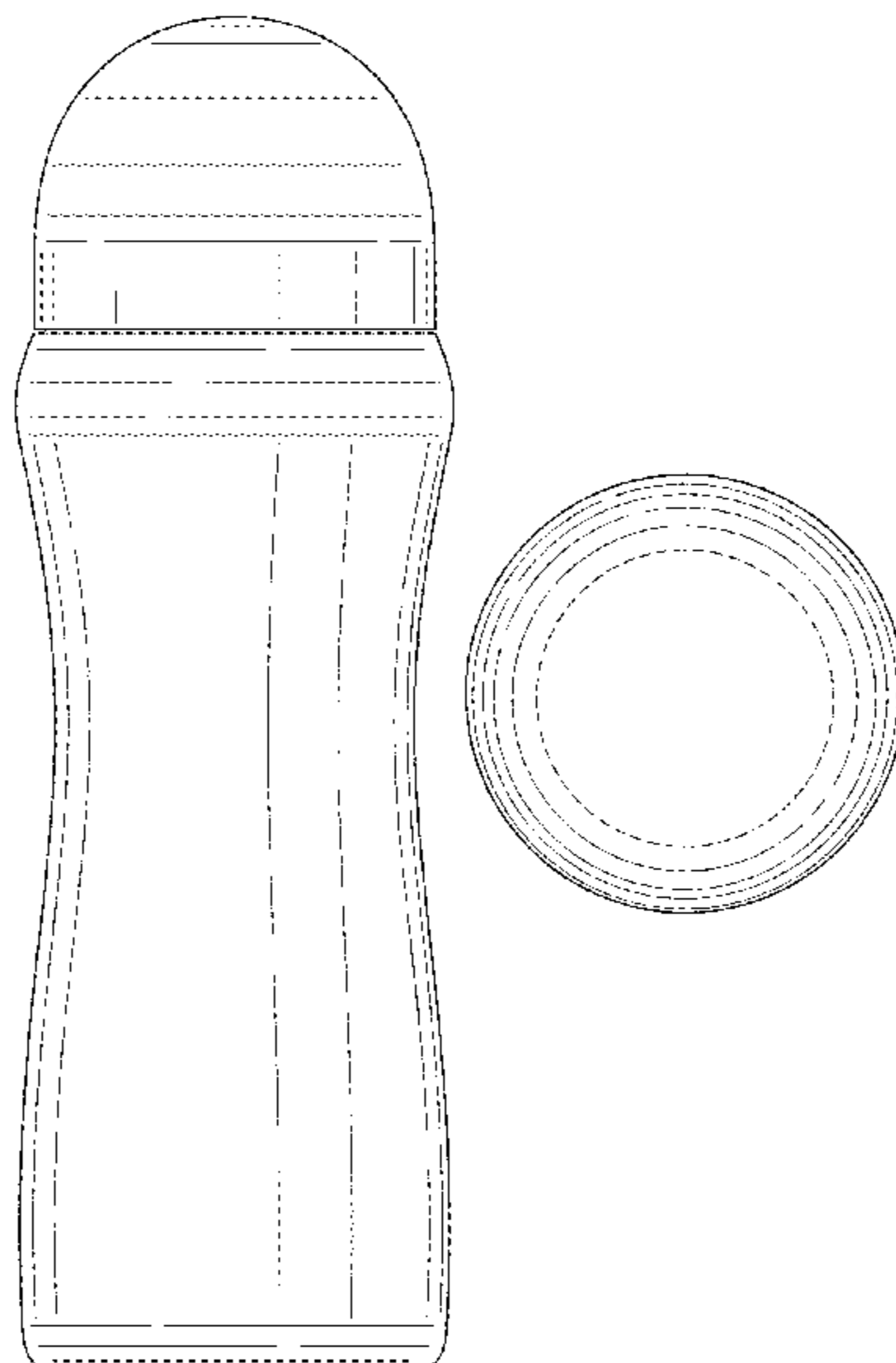
(57) **CLAIM**

The ornamental design for bottle with cap, as shown and described.

DESCRIPTION

FIG. 1 is a front perspective view of one embodiment of a bottle with cap embodying our new design; FIG. 2 is a front side elevation view thereof; FIG. 3 is a rear side elevation view thereof; FIG. 4 is a right side elevation view thereof; FIG. 5 is a left side elevation view thereof; FIG. 6 is a top plan view thereof; and, FIG. 7 is a bottom plan view thereof; FIG. 8 is a front perspective view of a second embodiment of a bottle with cap embodying our new design; FIG. 9 is a front side elevation view of the second embodiment; FIG. 10 is a rear side elevation view of the second embodiment; FIG. 11 is a right side elevation view of the second embodiment; FIG. 12 is a left side elevation view of the second embodiment; FIG. 13 is a top plan view of the second embodiment; and, FIG. 14 is a bottom plan view of the second embodiment. The dash broken lines in the drawings define the bounds of the claim and form no part thereof.

1 Claim, 12 Drawing Sheets



(56)

References Cited

U.S. PATENT DOCUMENTS

D562,696 S *	2/2008	Baker	D9/691	D664,439 S *	7/2012	Malm	D9/540
D562,697 S *	2/2008	Baker	D9/691	D674,279 S *	1/2013	Lembke	D7/509
D577,583 S *	9/2008	Porter	D9/447	D686,453 S *	7/2013	Smiedt	D7/510
D580,765 S	11/2008	Amann		D686,918 S *	7/2013	Lembke	D9/500
D604,641 S *	11/2009	Renz	D9/500	9,004,292 B2 *	4/2015	Carter	A47G 19/2266
D609,094 S *	2/2010	Kim	D9/453					210/263
7,810,651 B2 *	10/2010	Miga, Jr.	C02F 1/002	D740,609 S *	10/2015	Ayres	D7/523
				210/266	D796,261 S *	9/2017	Khalifa	D7/392.1
D626,417 S *	11/2010	Kim	D9/453	D803,059 S *	11/2017	Matthieu	D9/500
D628,486 S *	12/2010	Lane	D7/510	D807,179 S *	1/2018	Herbst	D9/500
D633,808 S *	3/2011	Titherington	B65D 50/041	D823,475 S *	7/2018	Brown	D24/197
				D9/453	D828,165 S *	9/2018	Haughton	D9/503
D647,802 S *	11/2011	Bunce	D9/504	D829,054 S *	9/2018	Breit	D7/510
D657,194 S *	4/2012	McIntire	D7/510	D851,457 S *	6/2019	Han	D7/510
D661,192 S *	6/2012	Hwang	D9/504	D858,199 S *	9/2019	Burns	D7/511
D661,987 S *	6/2012	Broen	D9/435	2013/0199989 A1 *	8/2013	Carter	A47G 19/2266
									210/464
					2013/0201784 A1 *	8/2013	Hauser	B01F 13/0022
									366/130

* cited by examiner

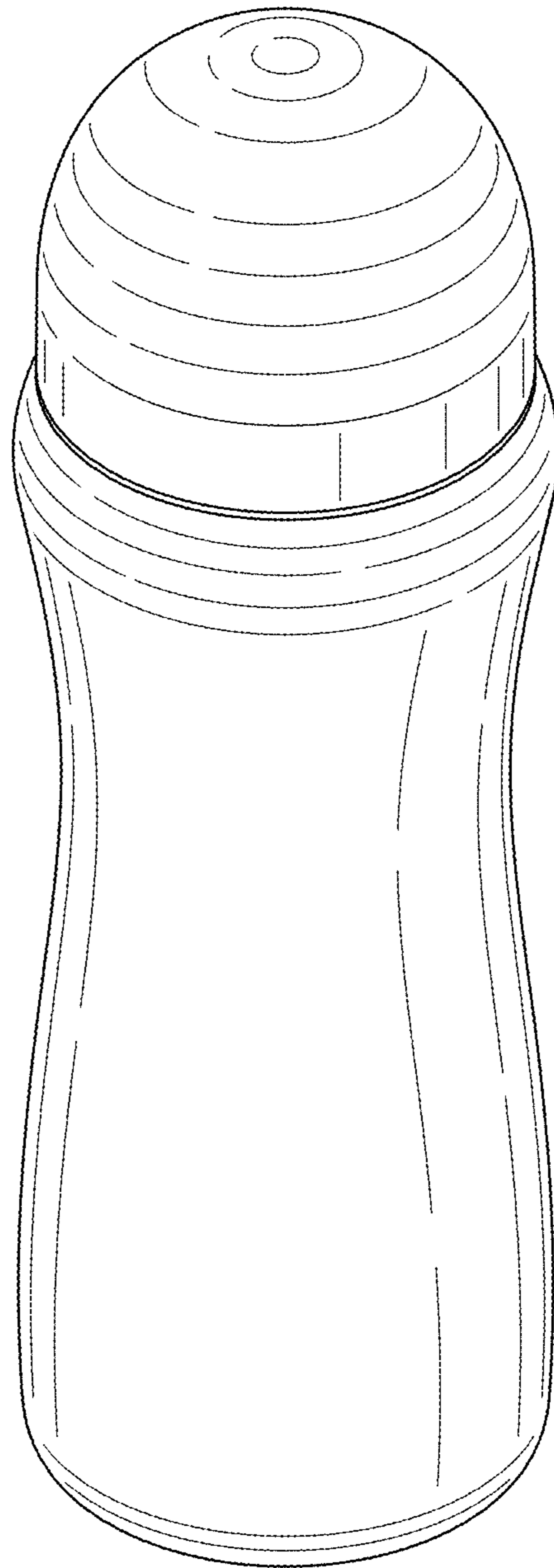


FIG.1

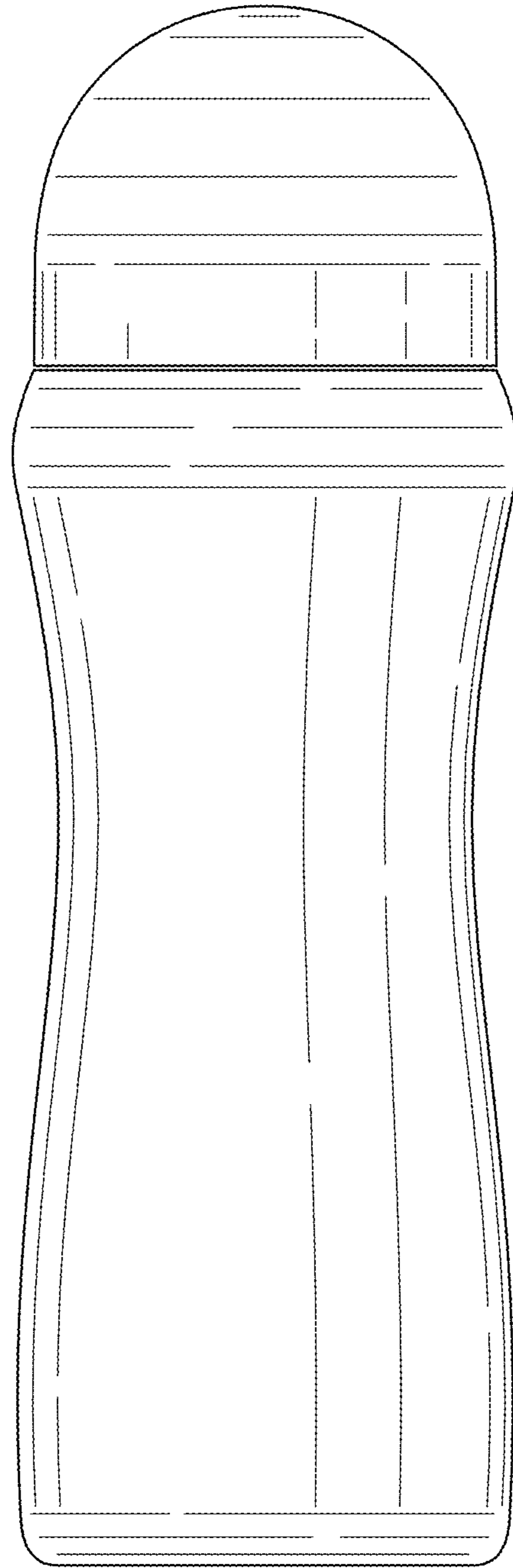


FIG.2

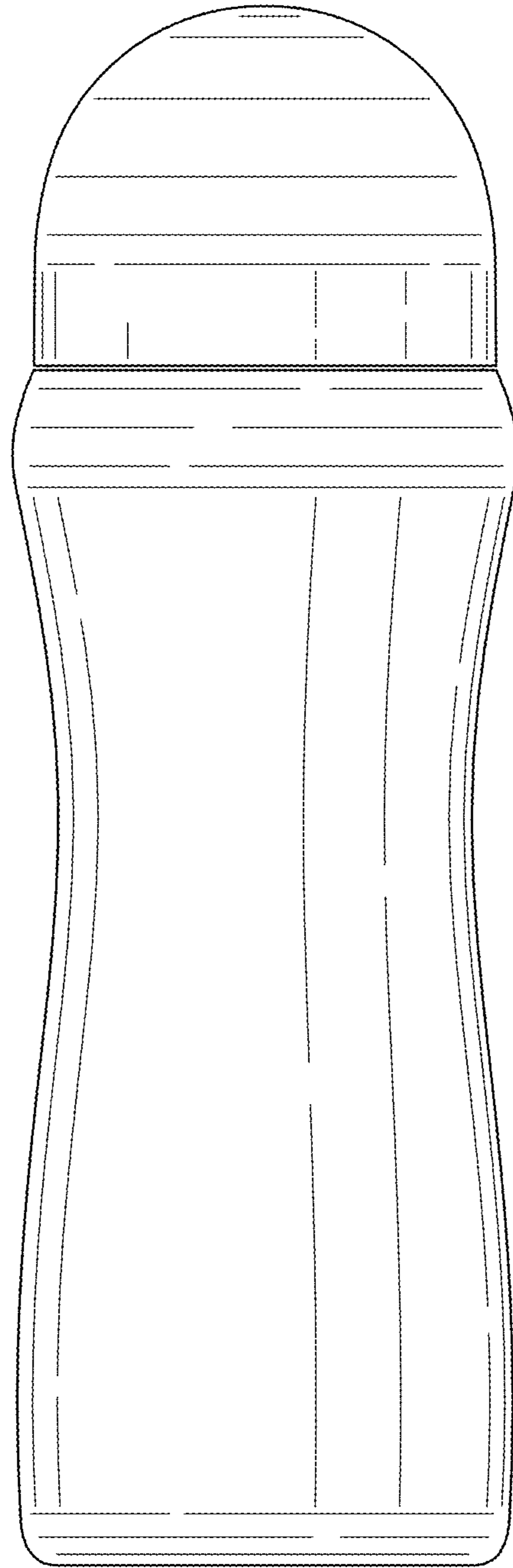


FIG.3

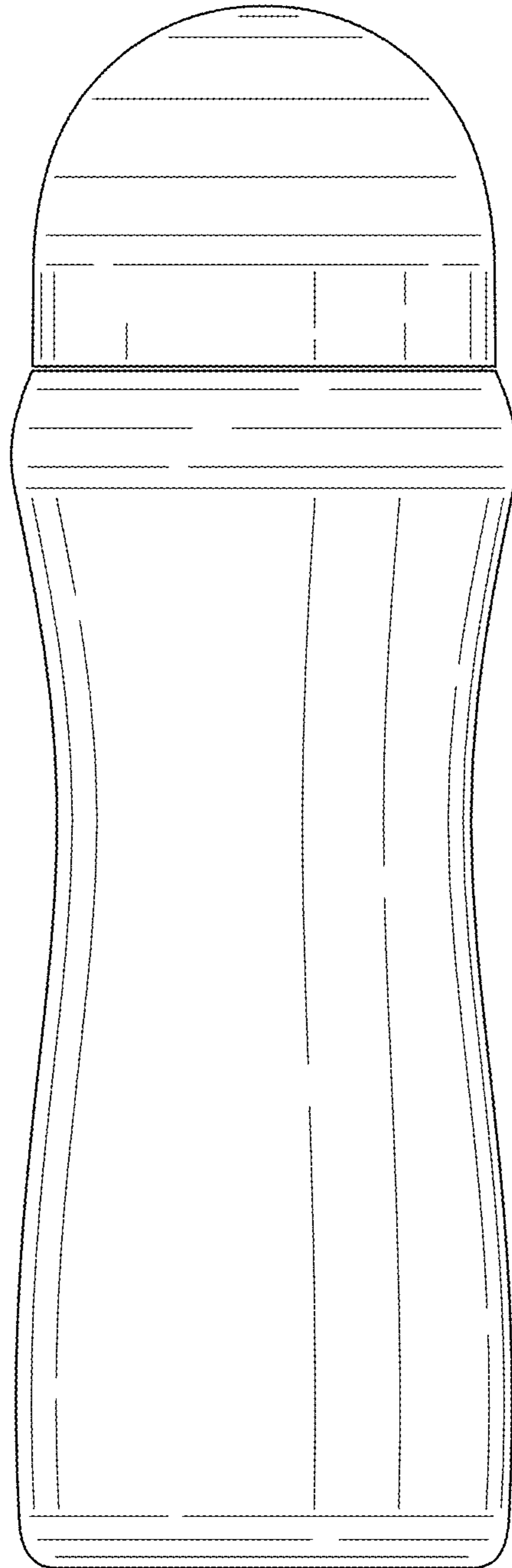


FIG.4

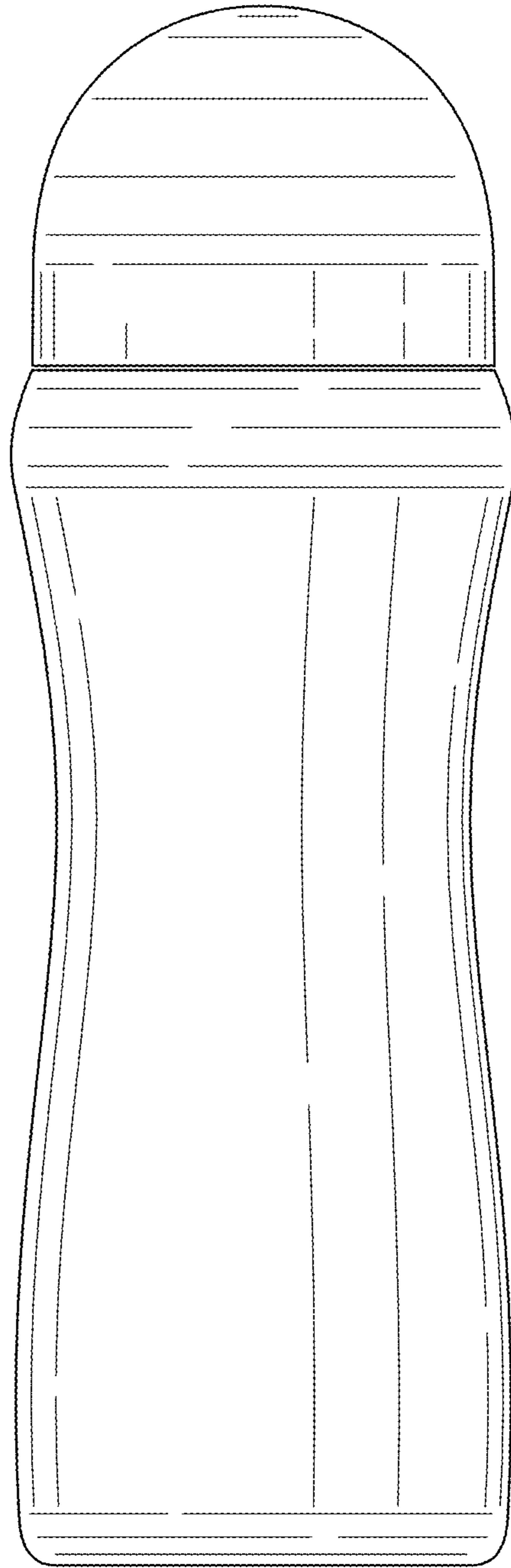


FIG.5

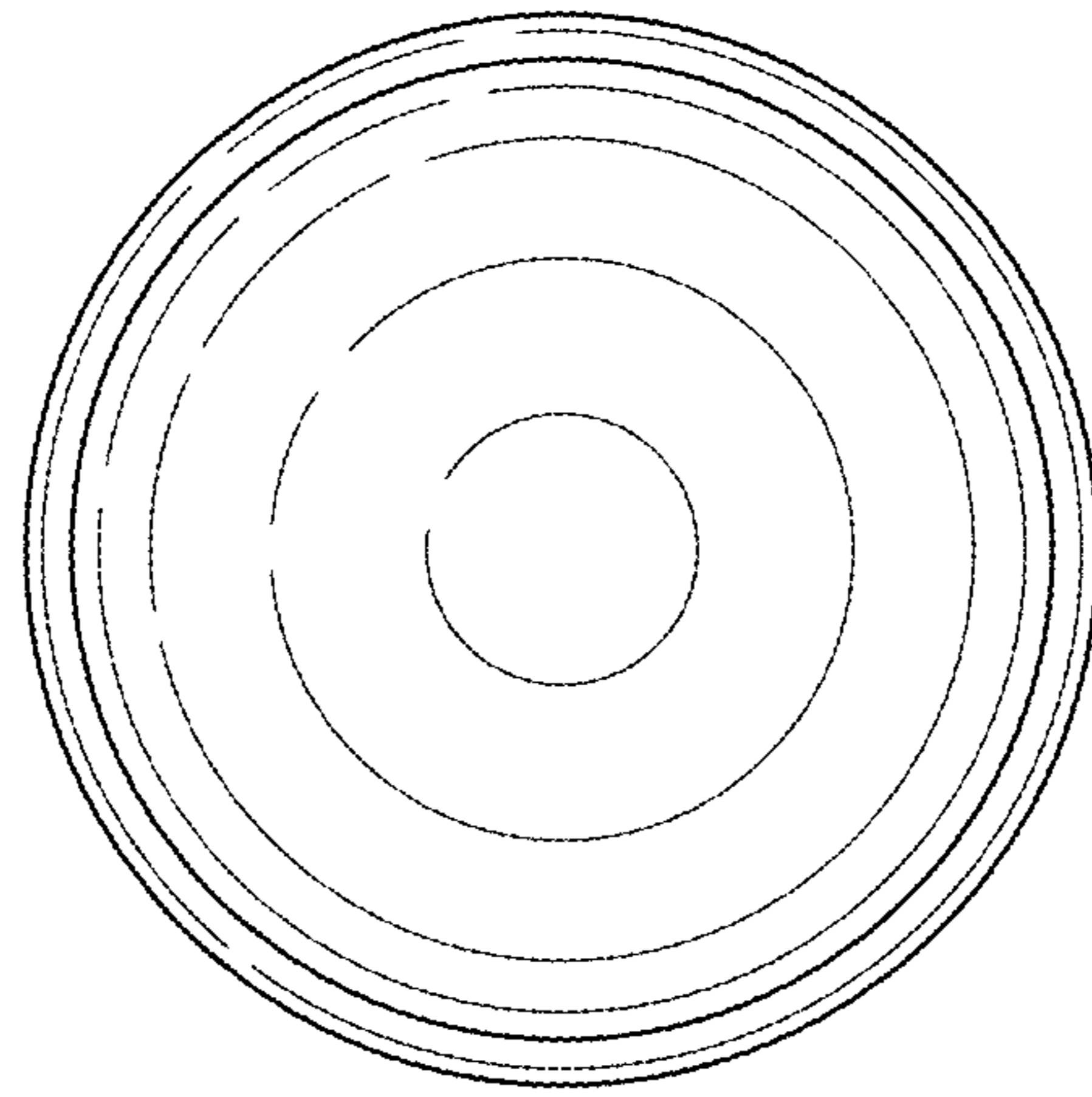


FIG. 6

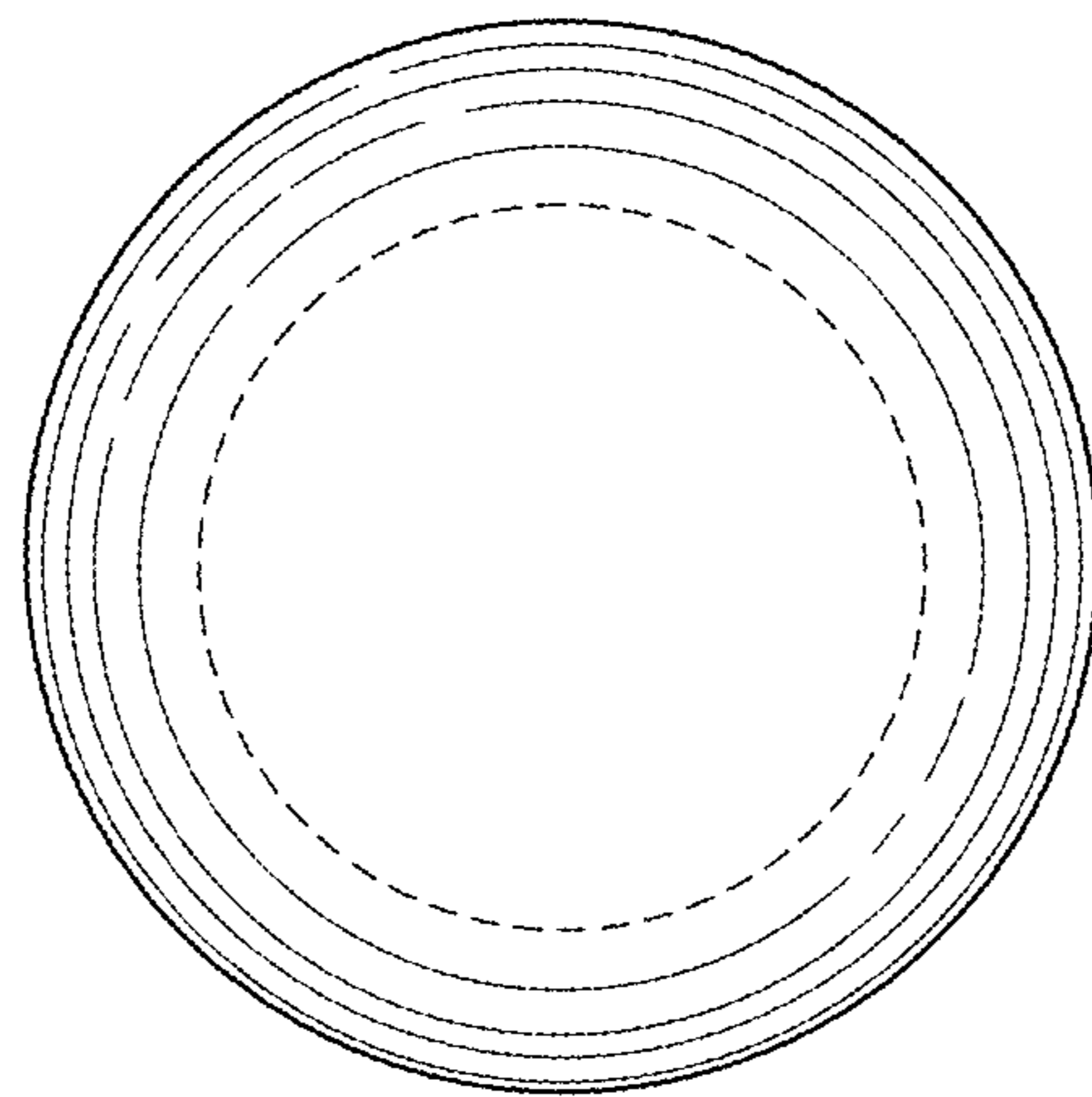


FIG. 7

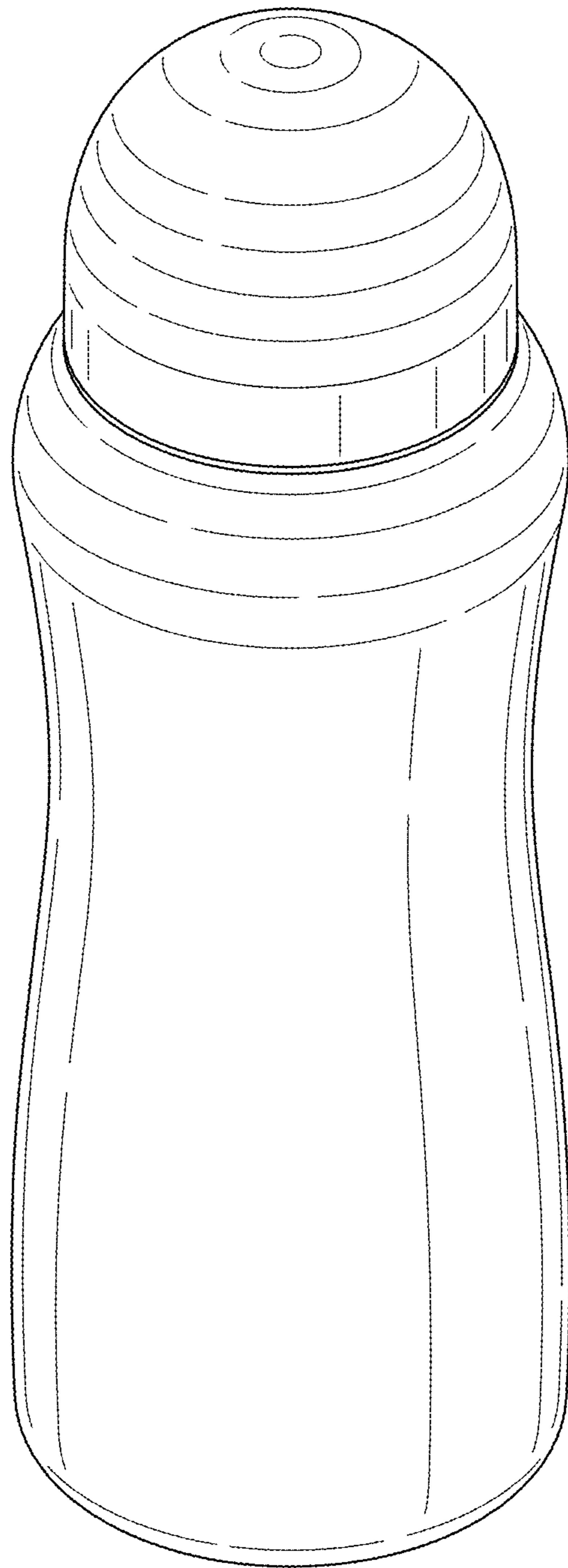


FIG.8

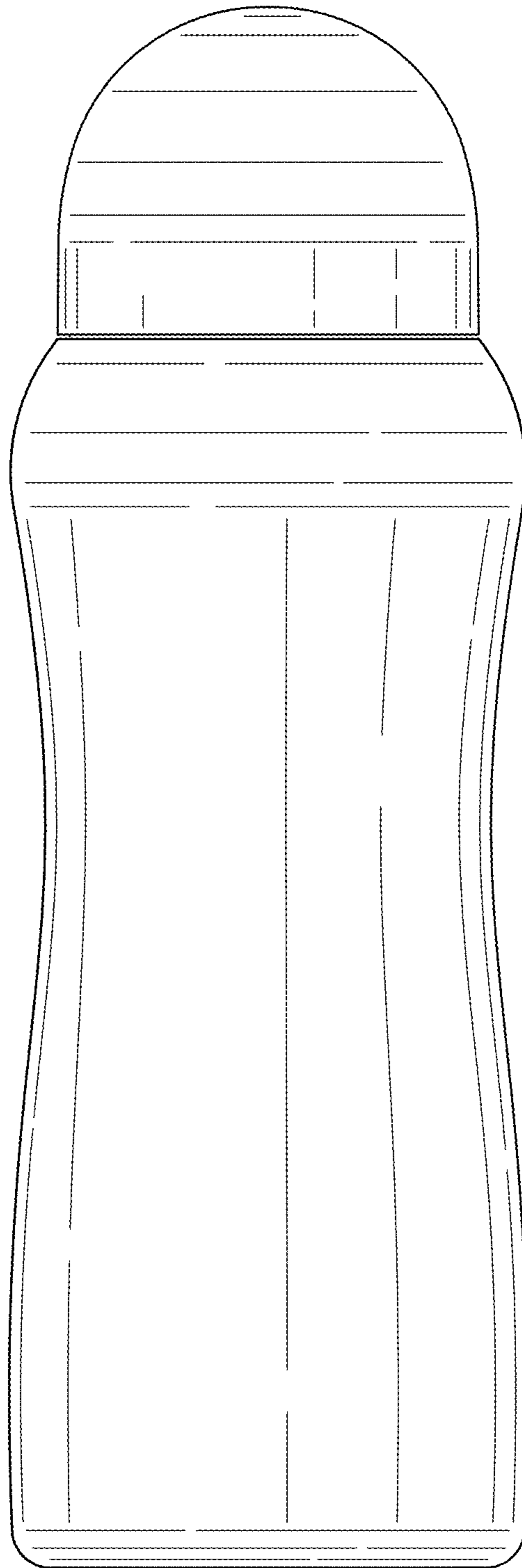


FIG. 9

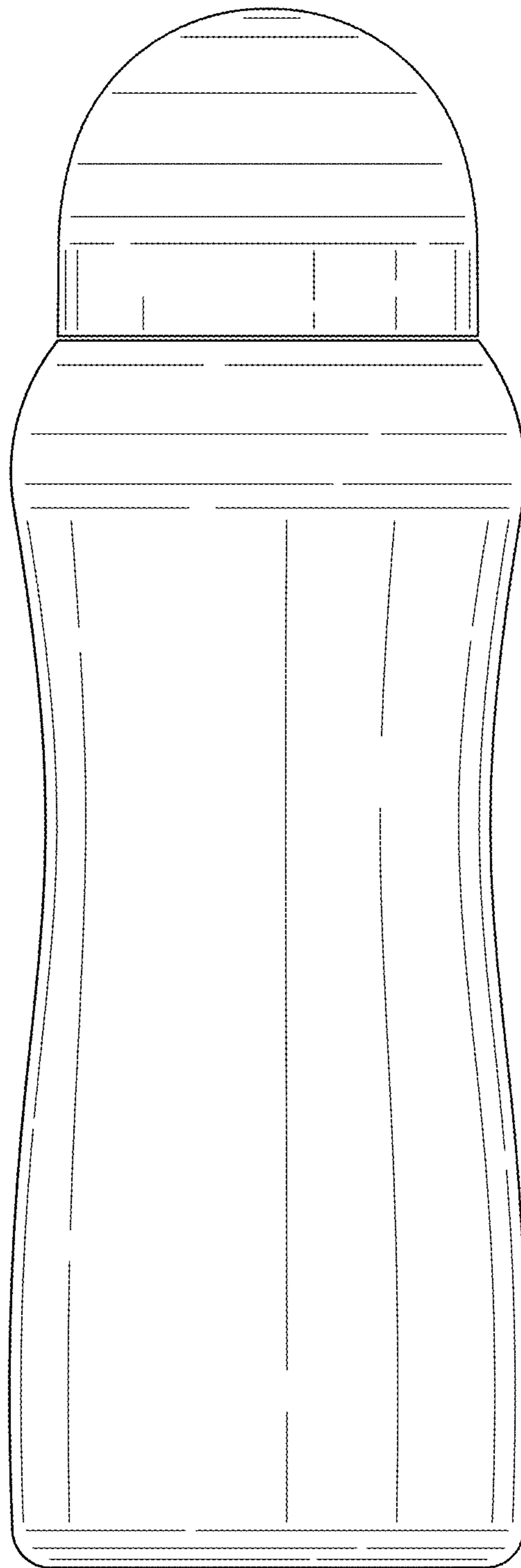


FIG.10

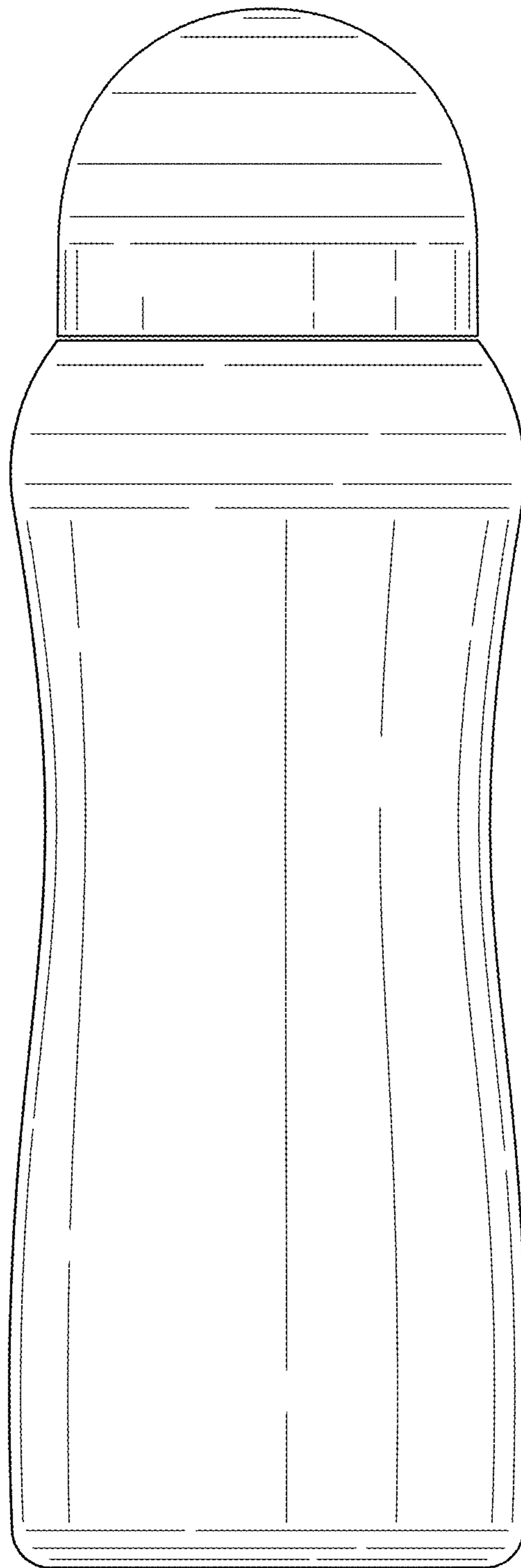


FIG.11

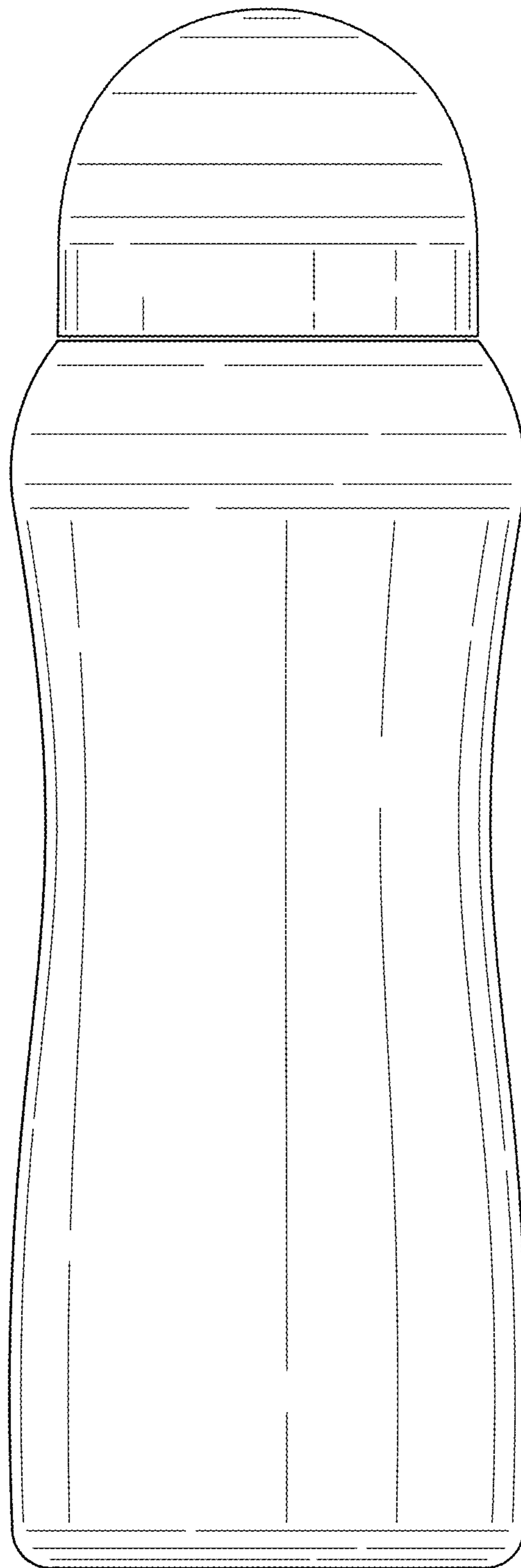


FIG.12

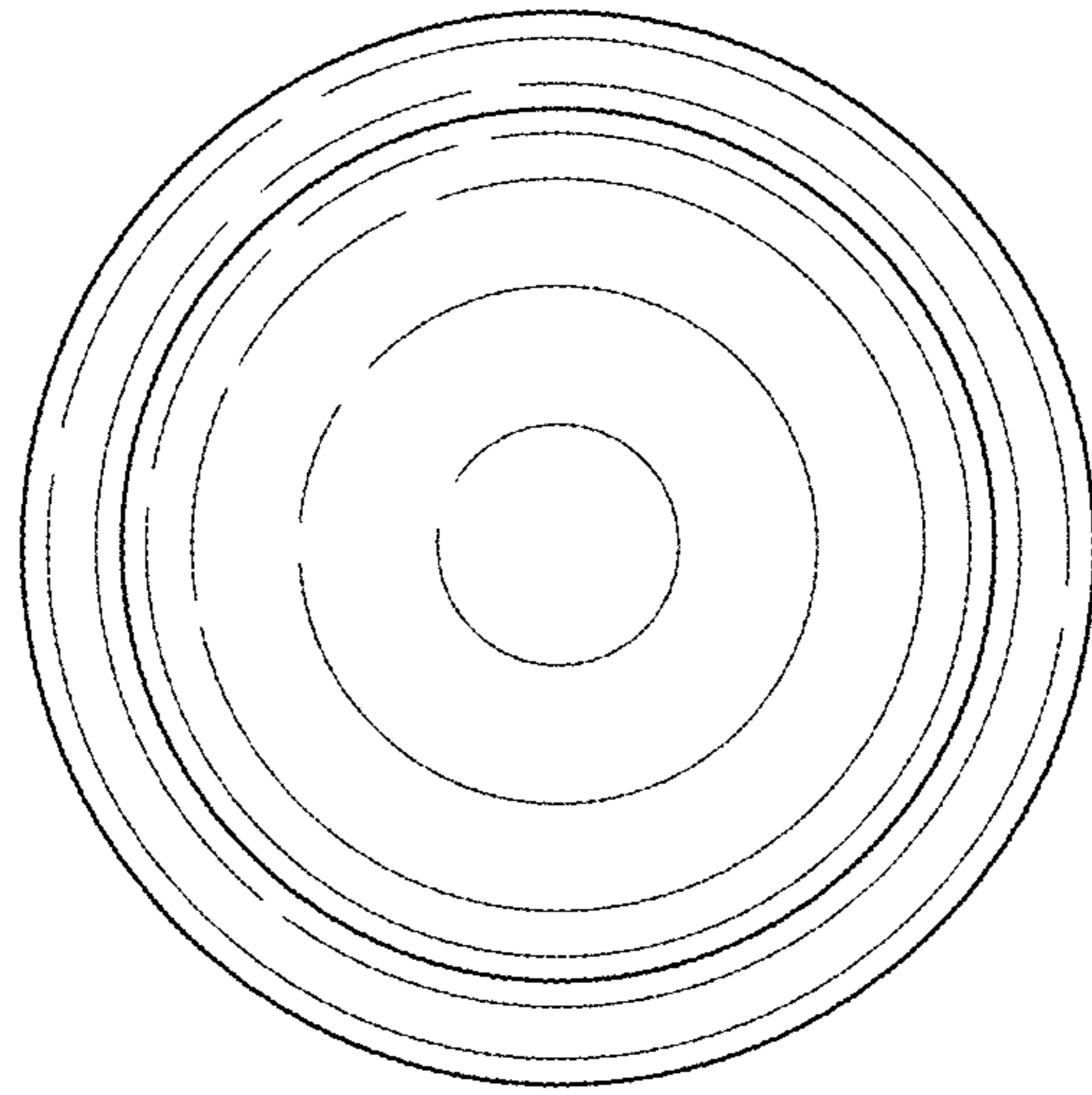


FIG. 13

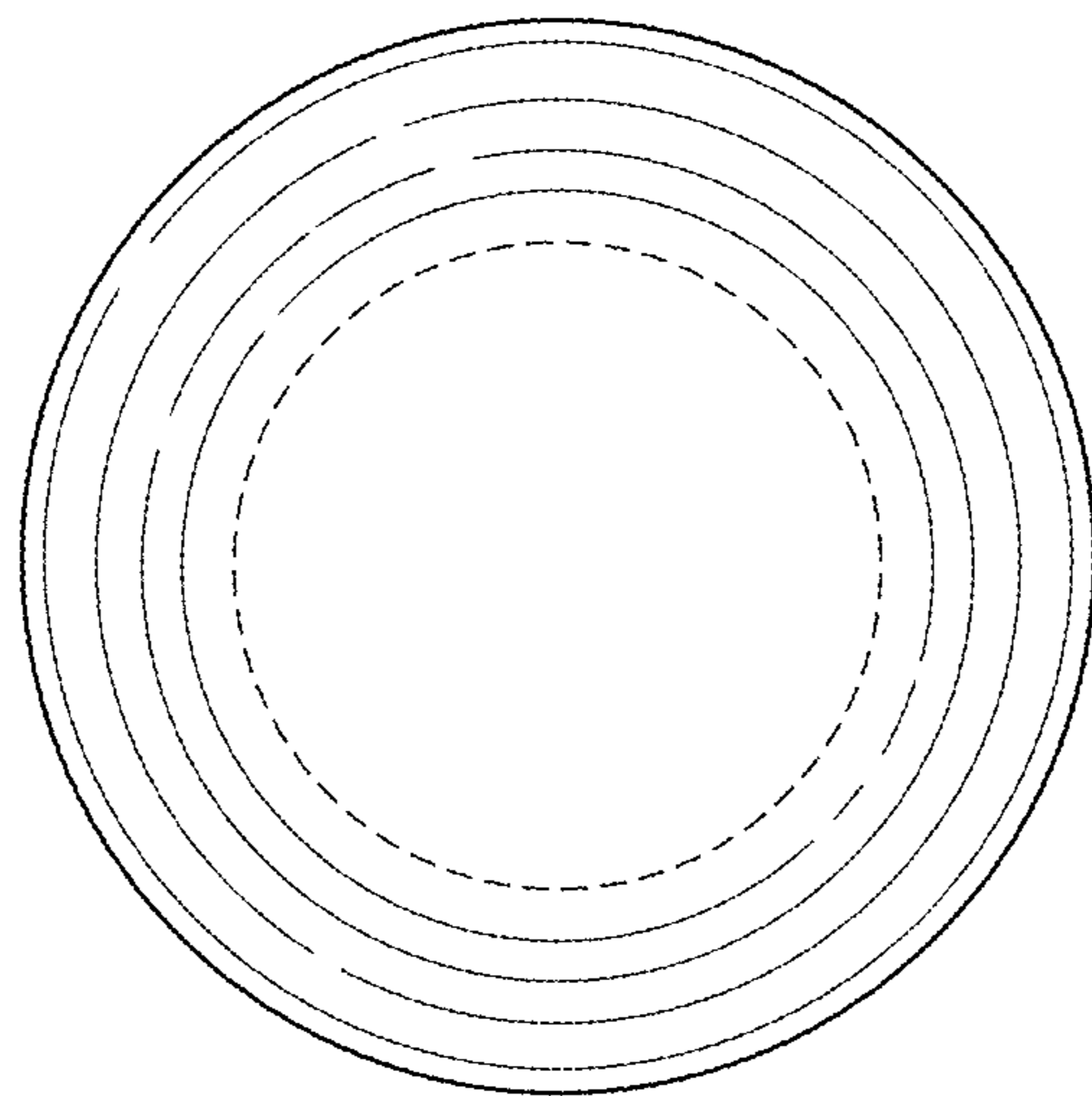


FIG. 14