

US00D902712S

(12) **United States Design Patent**  
**Kleiner**

(10) **Patent No.:** **US D902,712 S**

(45) **Date of Patent:** **\*\* \*Nov. 24, 2020**

- (54) **LID FOR A PRESERVE CAN**
- (71) Applicant: **O. Kleiner AG**, Wohlen (CH)
- (72) Inventor: **Martin Kleiner**, Wohlen (CH)
- (73) Assignee: **O. Kleiner AG**, Wohlen (CH)
- (\*) Notice: This patent is subject to a terminal disclaimer.
- (\*\*) Term: **15 Years**
- (21) Appl. No.: **29/624,611**
- (22) Filed: **Nov. 2, 2017**
- (51) **LOC (12) Cl.** ..... **09-07**
- (52) **U.S. Cl.**  
USPC ..... **D9/438; D9/435**
- (58) **Field of Classification Search**  
USPC ..... D3/201, 273, 294; D7/391, 392, 392.1,  
D7/393, 397, 538, 543, 629; D9/414,  
D9/424-435, 443, 449, 451, 452, 456,  
D9/499, 438  
CPC ..... B65D 43/00; B65D 43/02; B65D 43/022;  
B65D 43/161; B65D 45/00; B65D 45/16;  
B65D 45/18; B65D 51/16; B65D  
51/1672; B65D 51/1688; A47J 36/06;  
B65F 1/1615  
See application file for complete search history.

(56) **References Cited**

**U.S. PATENT DOCUMENTS**

- 3,232,474 A \* 2/1966 Dunn ..... B65D 17/4011  
220/270
- D221,136 S \* 7/1971 Batchelar ..... D9/438
- 3,715,050 A \* 2/1973 Batchelar ..... B65D 17/4011  
220/270
- D260,487 S \* 9/1981 Grubman ..... D9/416
- D274,306 S \* 6/1984 Lien ..... D9/416
- D274,603 S \* 7/1984 Lien ..... D9/416

- 4,690,297 A \* 9/1987 Hoft ..... B65D 17/4011  
220/273
- 5,007,231 A \* 4/1991 Ingemann ..... B65D 43/0272  
220/257.2
- D328,032 S \* 7/1992 Saunders ..... D9/438
- D389,012 S \* 1/1998 Miller ..... D7/391
- D405,010 S \* 2/1999 Peter ..... D9/438
- D425,419 S \* 5/2000 Huang ..... D9/438
- D544,762 S \* 6/2007 Zimmerman ..... D7/601

(Continued)

**OTHER PUBLICATIONS**

Aspari. New Canpeel shape. Aug. 8, 2018. <https://aspari.lv/en/news-in-innovative-food-packaging/new-canpeel-shape-65/> (Year: 2018).\*

*Primary Examiner* — Darcey E Gottschalk

(74) *Attorney, Agent, or Firm* — The Webb Law Firm

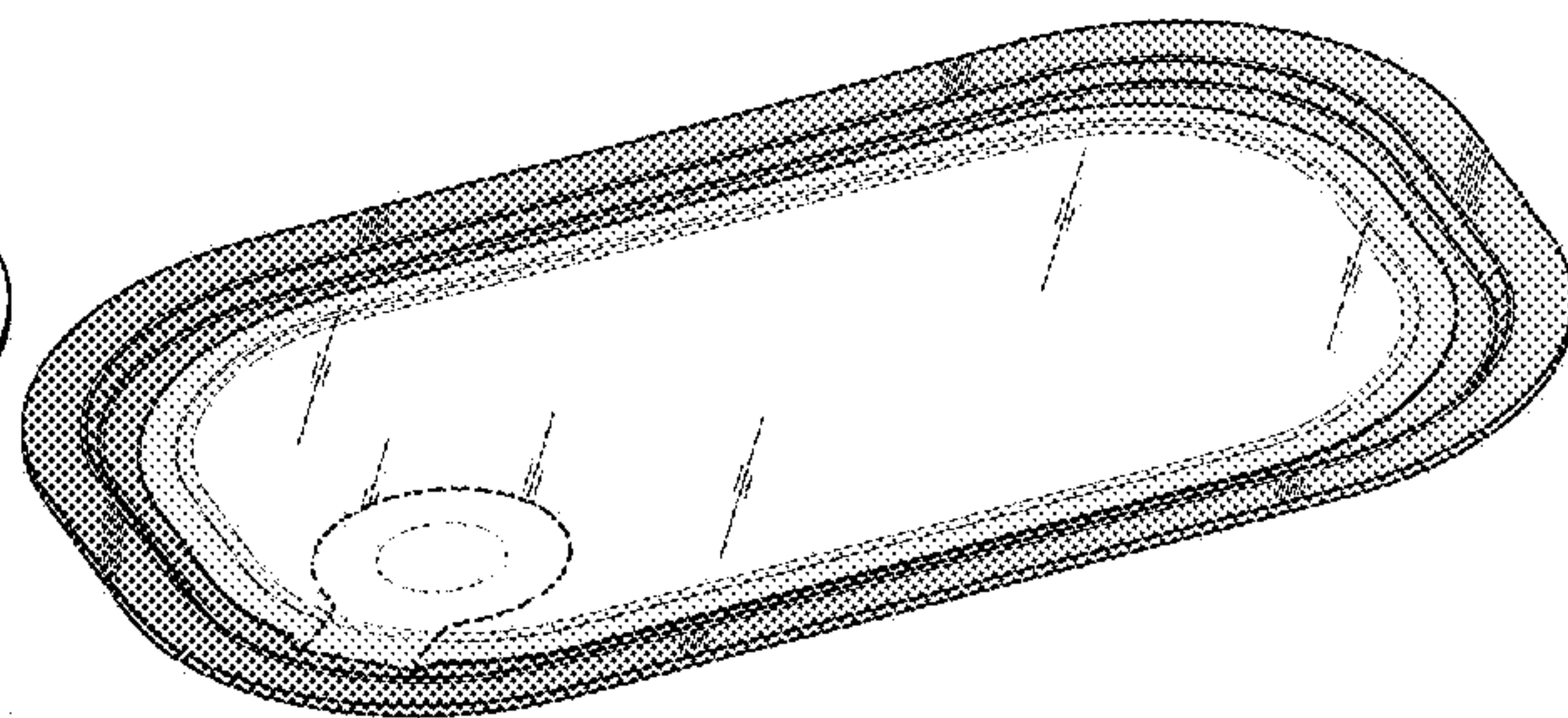
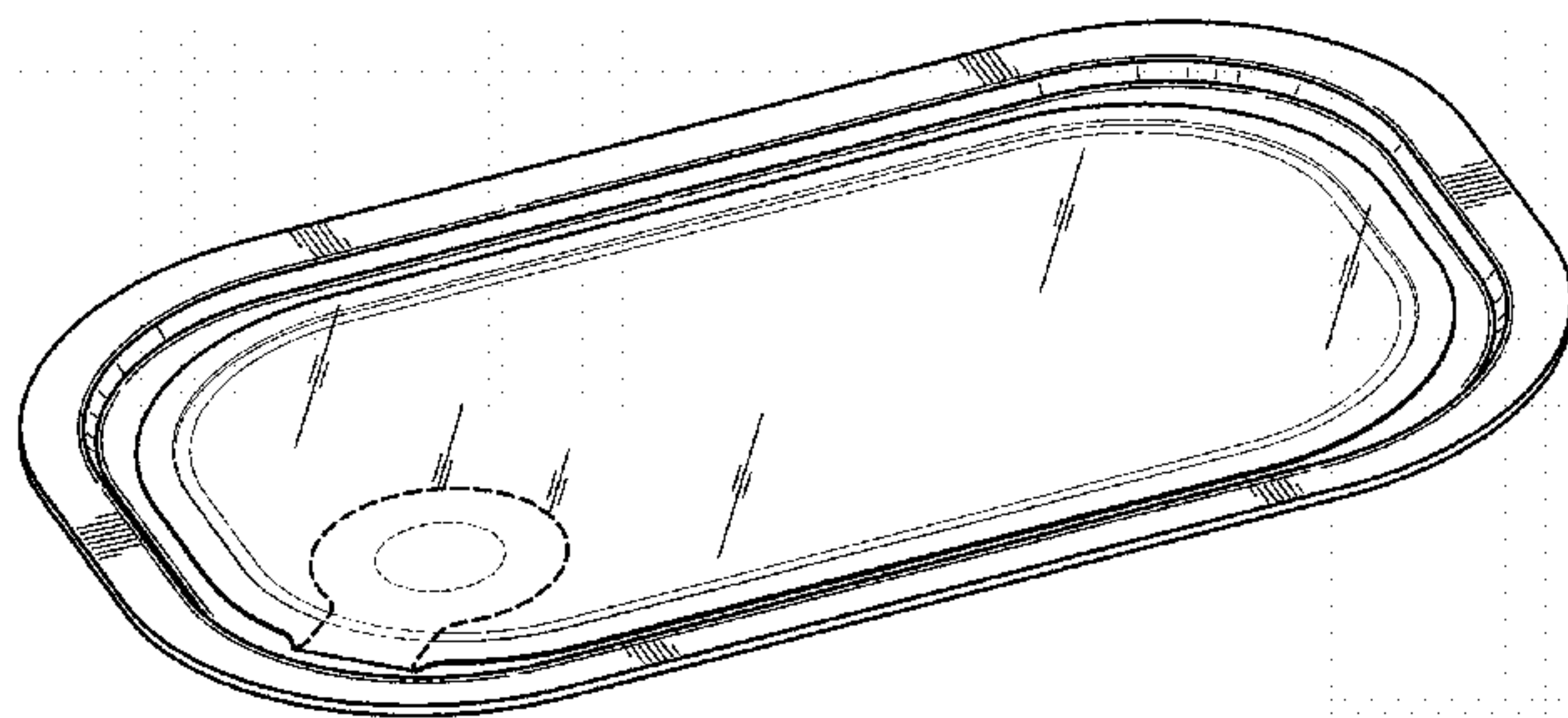
(57) **CLAIM**

The ornamental design for a lid for a preserve can, as shown and described.

**DESCRIPTION**

FIG. 1 is perspective view of a lid for a preserve can;  
 FIG. 2 is a top view thereof;  
 FIG. 3 is a bottom view thereof;  
 FIG. 4 is a front view thereof taken from FIG. 2;  
 FIG. 5 is a rear view thereof taken from FIG. 2;  
 FIG. 6 is a right-hand side view thereof taken from FIG. 2;  
 FIG. 7 is a left-hand side view thereof taken from FIG. 2;  
 FIG. 8 is a perspective view of another embodiment of the lid for a preserve can having a uniform metallic appearance;  
 FIG. 9 is a top view thereof;  
 FIG. 10 is a bottom view thereof;  
 FIG. 11 is a front view thereof taken from FIG. 9;  
 FIG. 12 is a rear view thereof taken from FIG. 9;  
 FIG. 13 is a right-hand side view thereof taken from FIG. 9;  
 and,  
 FIG. 14 is a left-hand side view thereof taken from FIG. 9.

**1 Claim, 10 Drawing Sheets**



(56)

**References Cited**

U.S. PATENT DOCUMENTS

7,270,246 B2 \* 9/2007 Butcher ..... B21D 51/383  
220/270  
D552,413 S \* 10/2007 Laib ..... D7/392.1  
D562,624 S \* 2/2008 Kortleven ..... D7/392.1  
D591,112 S \* 4/2009 Wang ..... D7/629  
D655,159 S \* 3/2012 Killandi ..... D9/435  
D698,199 S \* 1/2014 Yessin ..... D7/392.1  
D700,482 S \* 3/2014 Yessin ..... D7/629  
D747,961 S \* 1/2016 Tamm ..... D9/420  
D770,847 S \* 11/2016 Stamper ..... D7/392  
D817,113 S \* 5/2018 Wong ..... D7/629  
D830,790 S \* 10/2018 Lee ..... D7/629  
D830,791 S \* 10/2018 Lee ..... D7/629

\* cited by examiner

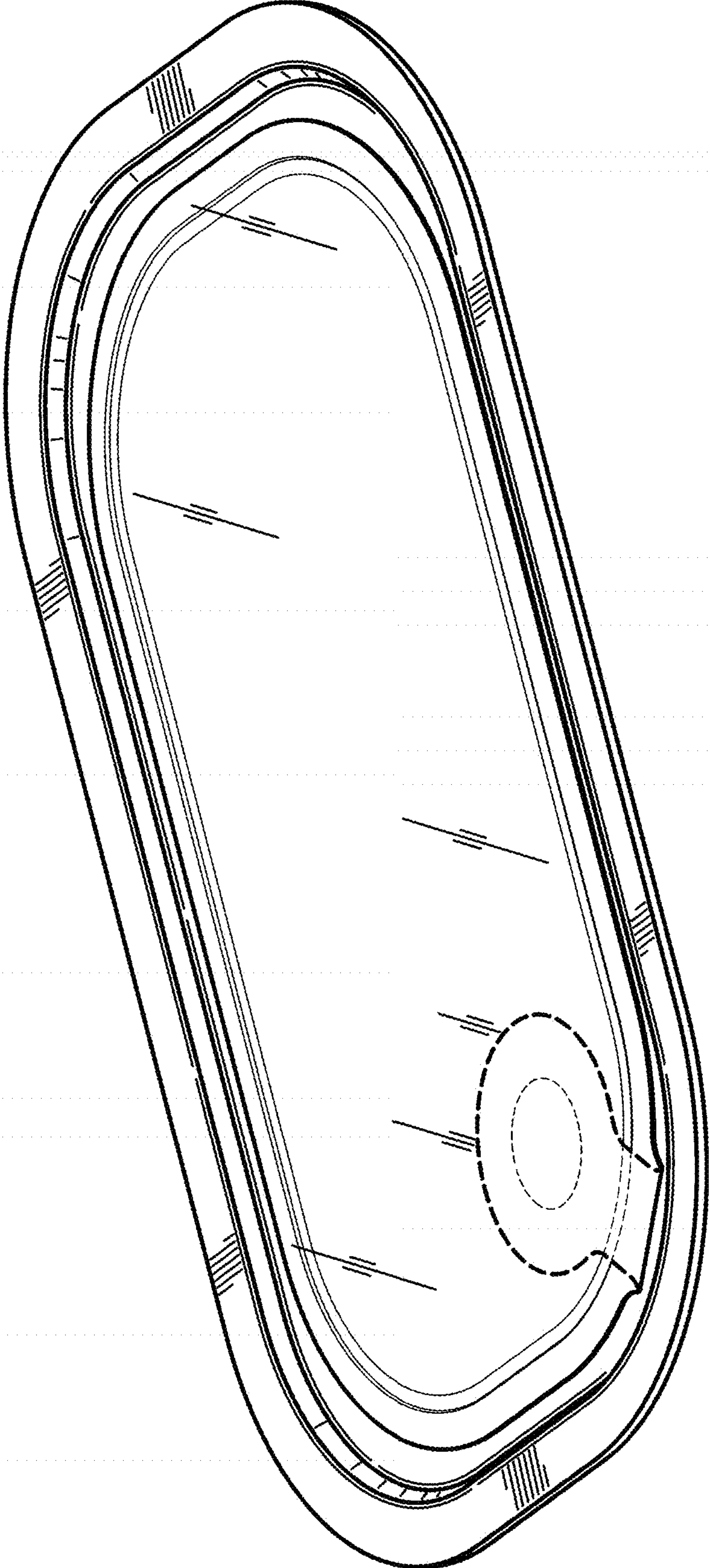
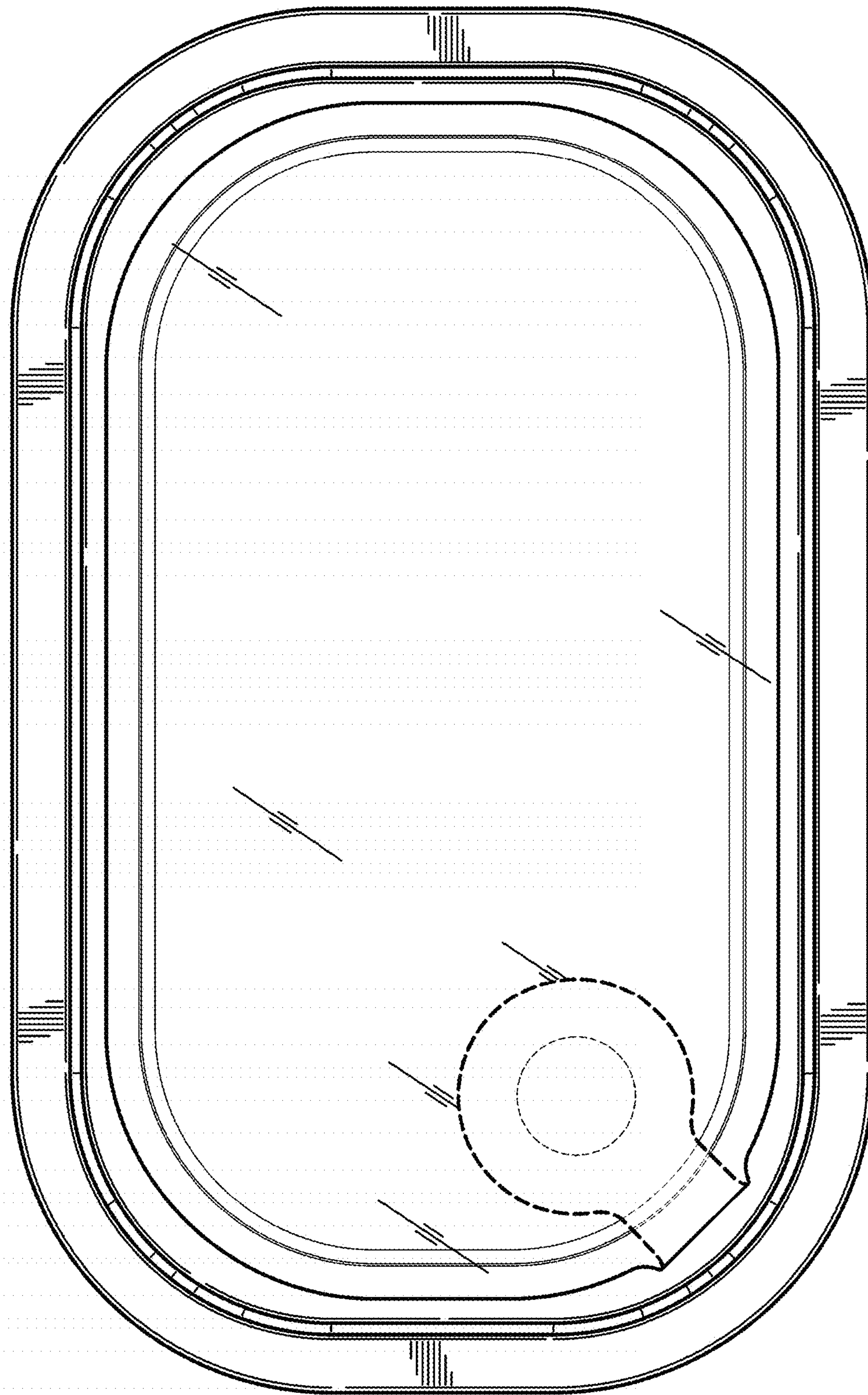
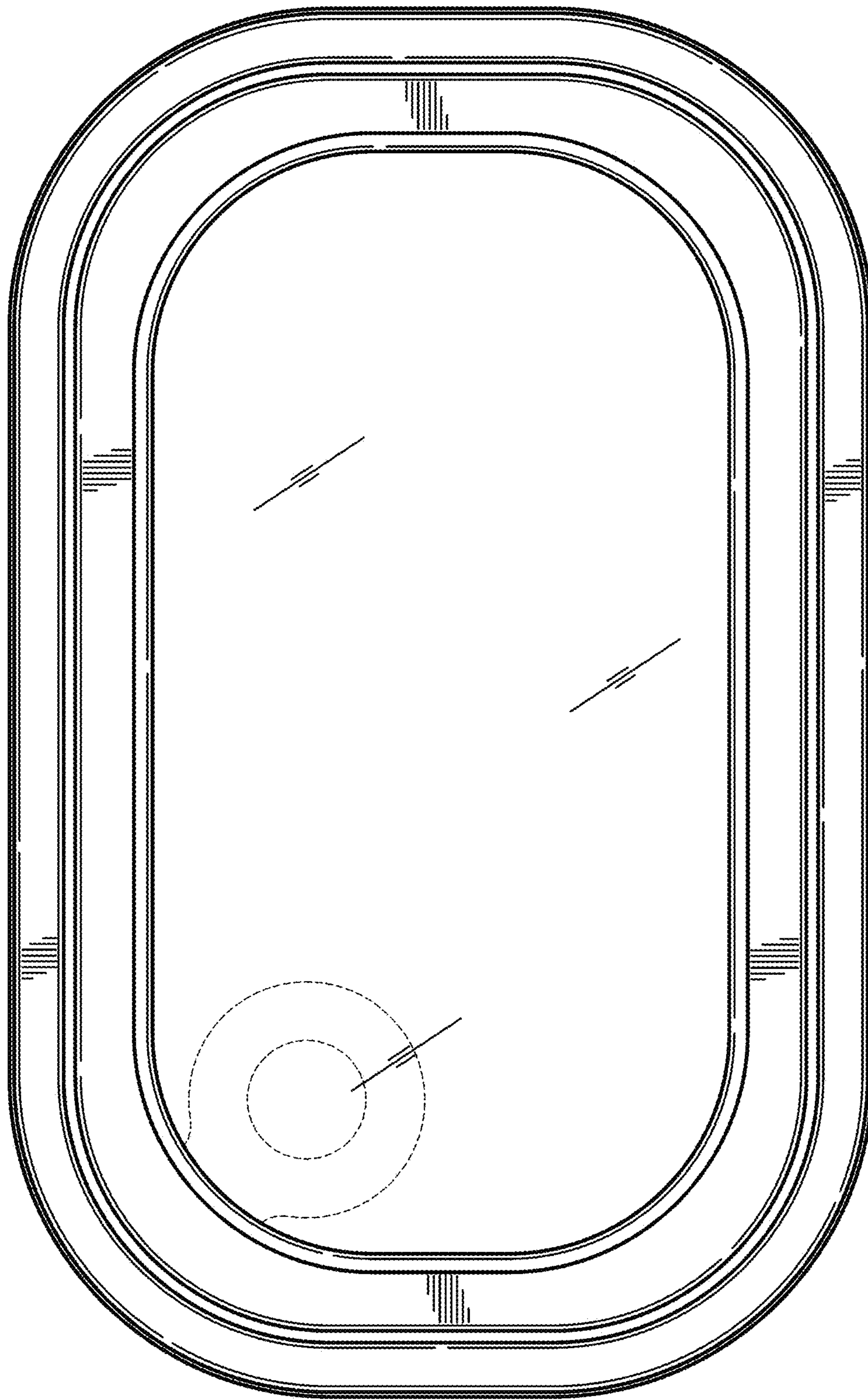


FIG. 1





**FIG. 2**



**FIG. 3**



**FIG. 4**



**FIG. 5**

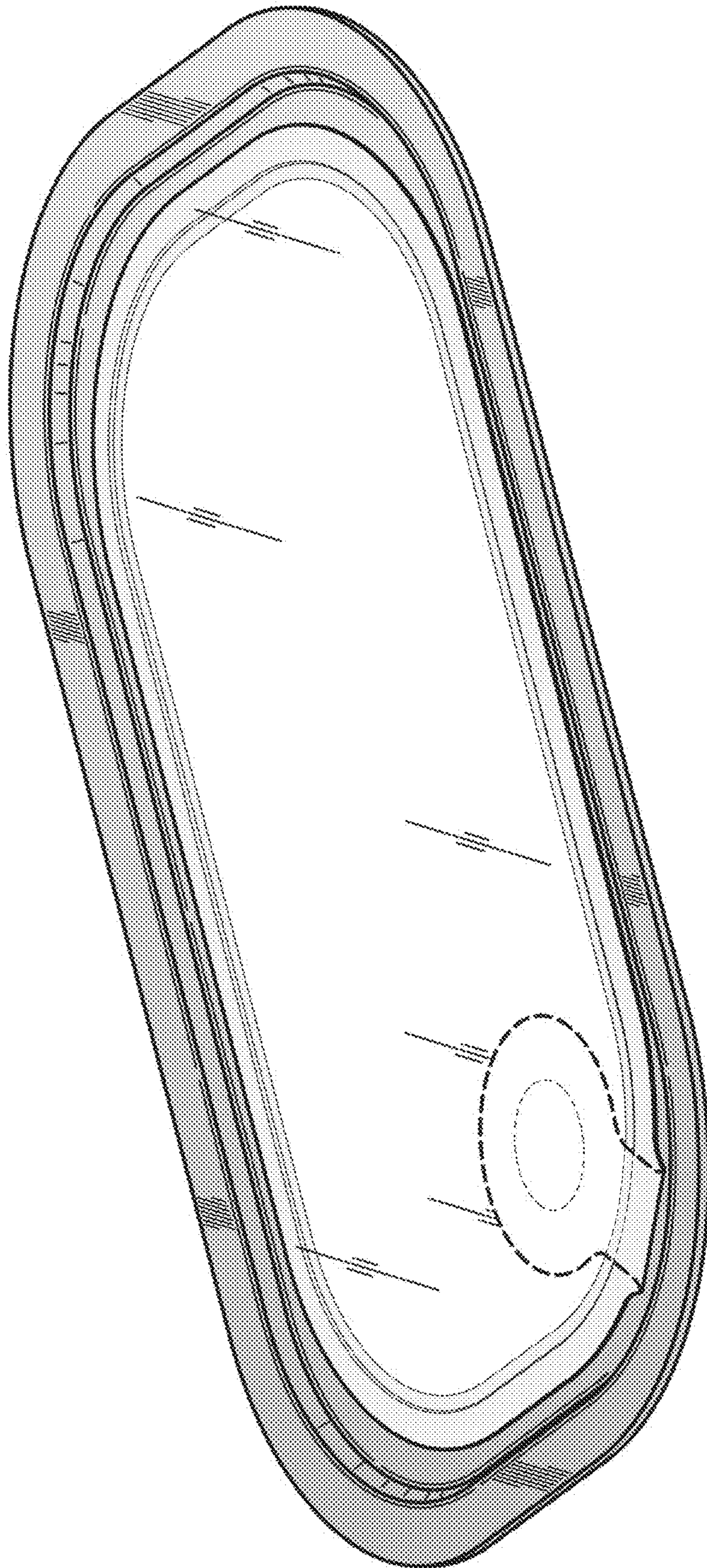


**FIG. 6**



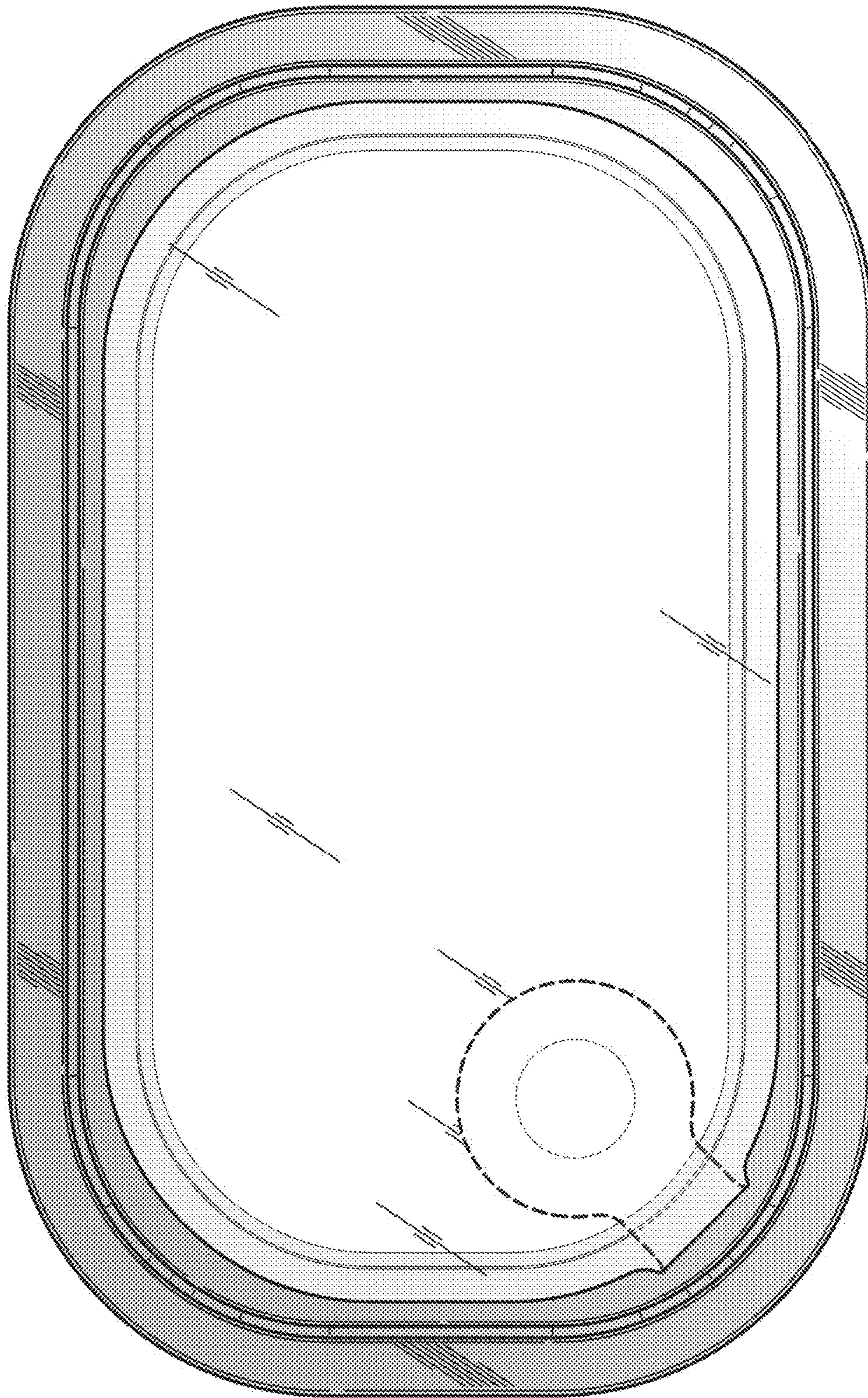
**FIG. 7**





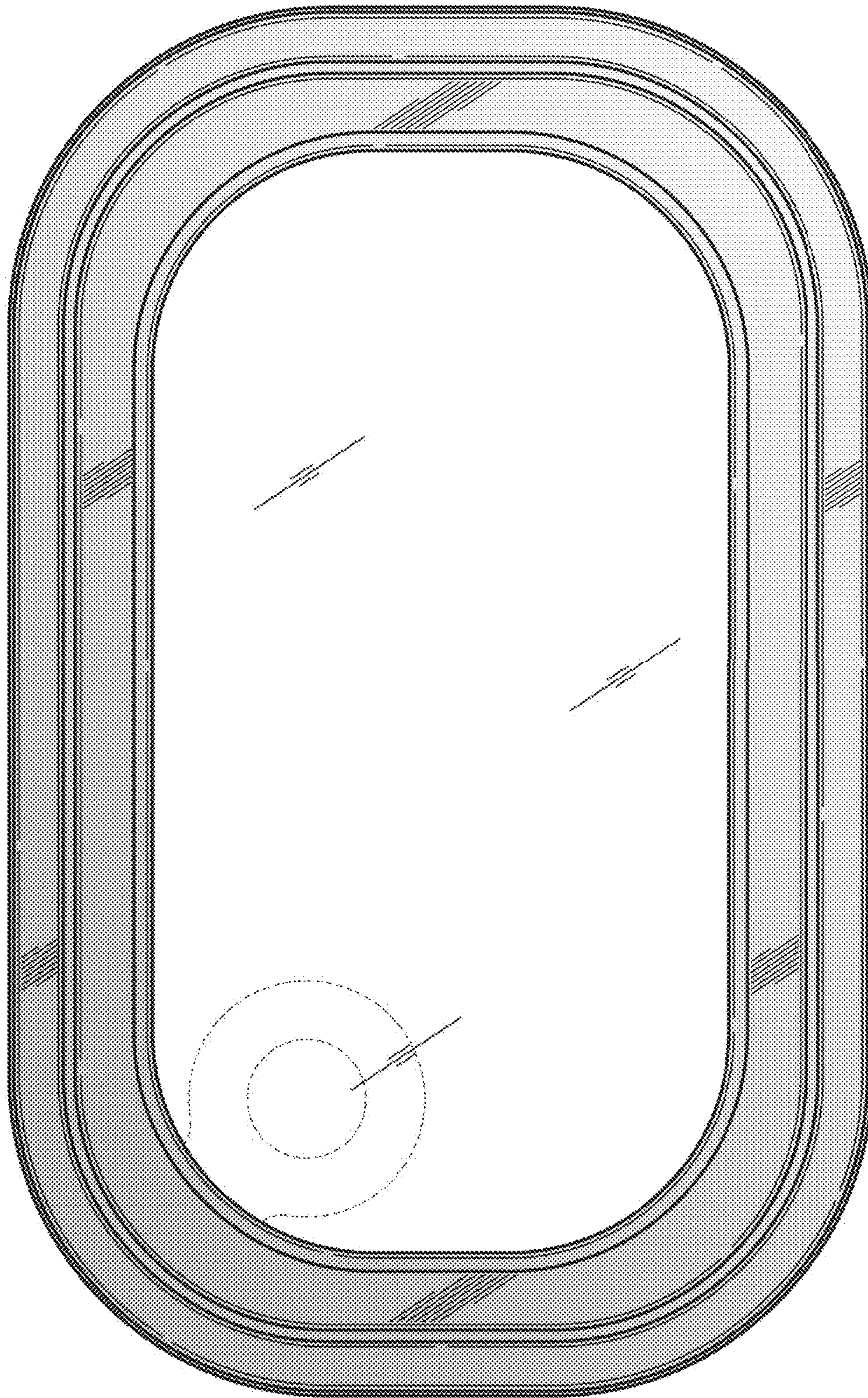
**FIG. 8**






**FIG. 9**






**FIG. 10**






**FIG. 11**




**FIG. 12**





**FIG. 13**



**FIG. 14**