



US00D902705S

(12) **United States Design Patent** (10) **Patent No.:** **US D902,705 S**  
**Kwon** (45) **Date of Patent:** **\*\* Nov. 24, 2020**

(54) **CLIP FOR ELECTRONIC DEVICE**

(71) Applicant: **Carson Optical, Inc.**, Ronkonkoma, NY (US)

(72) Inventor: **Peter Kwon**, Alpine, NJ (US)

(73) Assignee: **Carson Optical, Inc.**, Ronkonkoma, NY (US)

(\*\*) Term: **15 Years**

(21) Appl. No.: **29/632,490**

(22) Filed: **Jan. 8, 2018**

(51) **LOC (12) Cl.** ..... **08-08**

(52) **U.S. Cl.**  
USPC ..... **D8/395**

(58) **Field of Classification Search**  
USPC ..... D8/382, 394, 395; D3/215, 218;  
D14/251, 433, 344  
CPC ..... A45F 2200/05; A45F 2200/0516; A45F  
2200/0525; A45F 2200/0533; A45F 5/02;  
A45F 2005/025; A45F 2200/0508; A45F  
5/021; Y10T 24/1391  
See application file for complete search history.

(56) **References Cited**

**U.S. PATENT DOCUMENTS**

D328,418 S *	8/1992	Becklund	.....	D19/65
D351,519 S *	10/1994	De Marco	.....	D6/513
D455,339 S *	4/2002	Tsai	.....	D19/65
D467,400 S *	12/2002	Barre	.....	D32/61
D514,434 S *	2/2006	Mariano	.....	D8/395
D519,360 S *	4/2006	Naden	.....	D8/395
D522,850 S *	6/2006	Mandel	.....	D8/395
D525,117 S *	7/2006	Mariano	.....	D8/395
D563,779 S *	3/2008	Yip	.....	D8/395
D565,662 S *	4/2008	Reardon	.....	D19/65

D577,393 S *	9/2008	Nada	.....	D21/503
D593,609 S *	6/2009	Blau	.....	D19/65
D599,651 S *	9/2009	Riggsbee	.....	D8/395
D611,334 S *	3/2010	Lambert	.....	D8/395
D665,246 S *	8/2012	Laguelle	.....	D8/395
D667,724 S *	9/2012	Mangano	.....	D8/395
D708,938 S *	7/2014	Perlman	.....	D8/395
D720,816 S *	1/2015	Nelson	.....	D21/453
D742,354 S *	11/2015	McNamara	.....	D14/205
D761,010 S *	7/2016	Khodapanah	.....	D3/218
D788,575 S *	6/2017	Kim	.....	D8/395
D795,050 S *	8/2017	Kim	.....	D8/395
D796,945 S *	9/2017	Stokeley	.....	D8/395
D832,655 S *	11/2018	Breit	.....	D7/620
D874,914 S *	2/2020	Felt	.....	D8/395

\* cited by examiner

*Primary Examiner* — Sandra S Snapp

*Assistant Examiner* — Ieisha N Price

(74) *Attorney, Agent, or Firm* — Carmody Torrance

Sandak & Hennessey LLP

(57) **CLAIM**

The ornamental design for a clip for electronic device, as shown and described.

**DESCRIPTION**

FIG. 1 is a perspective view of a clip for electronic device showing my new design;

FIG. 2 is a front elevational view thereof;

FIG. 3 is a right side elevational view thereof;

FIG. 4 is a rear side elevational view thereof;

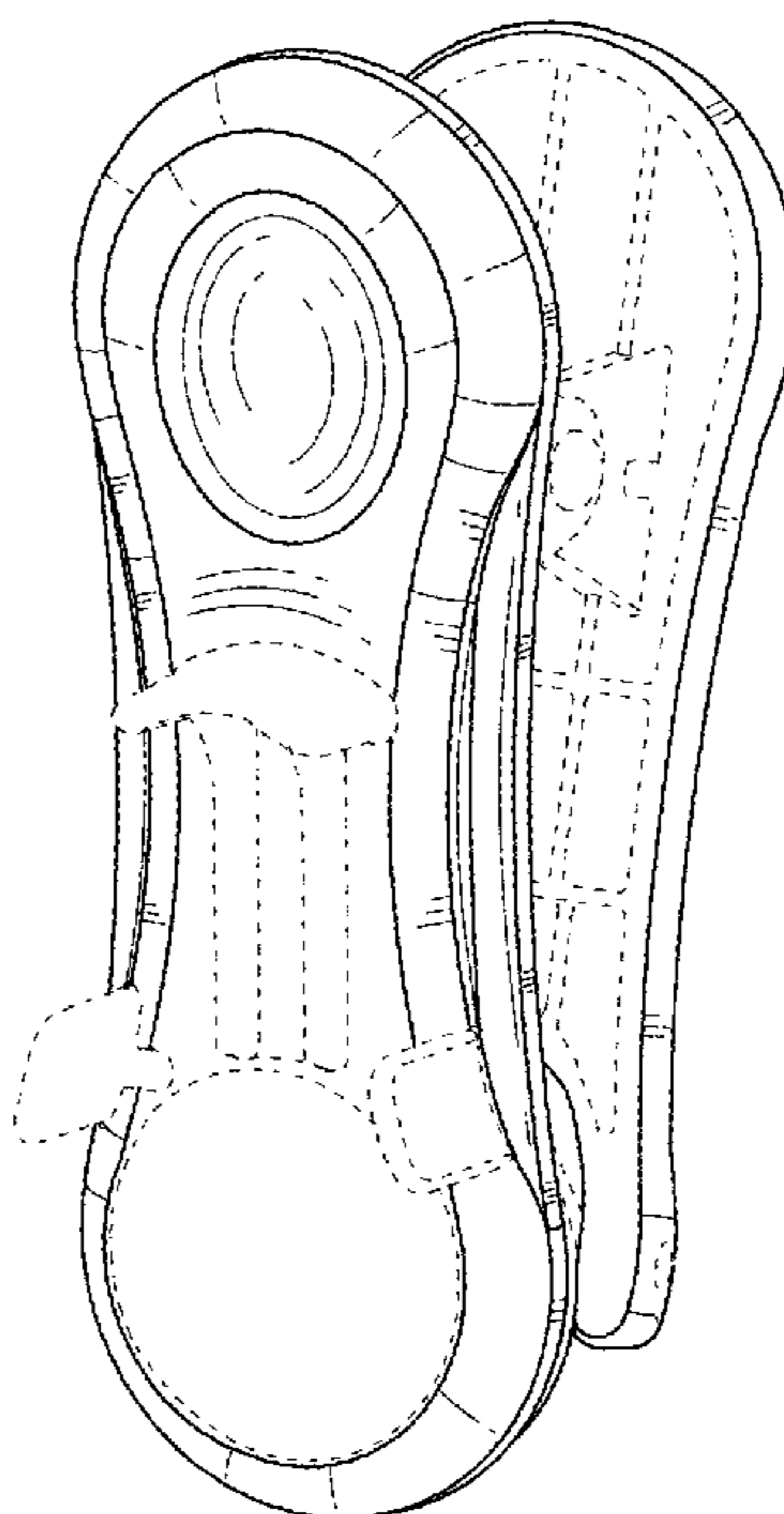
FIG. 5 is a left side elevational view thereof;

FIG. 6 is a bottom plan view thereof; and,

FIG. 7 is a top plan view thereof.

The broken line showing of the drawings illustrate the environment of the claimed design and forms no part thereof.

**1 Claim, 6 Drawing Sheets**



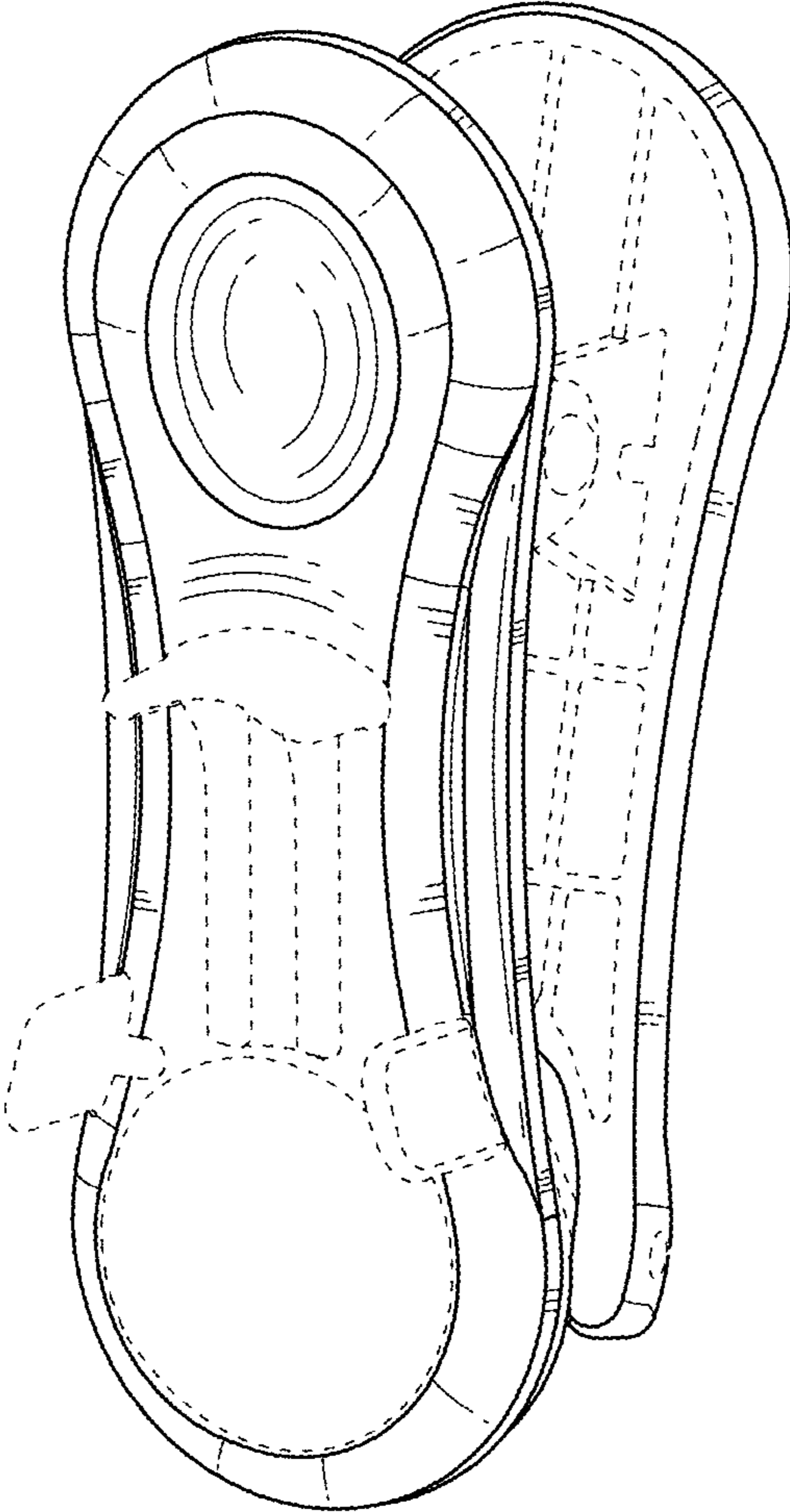


FIG. 1

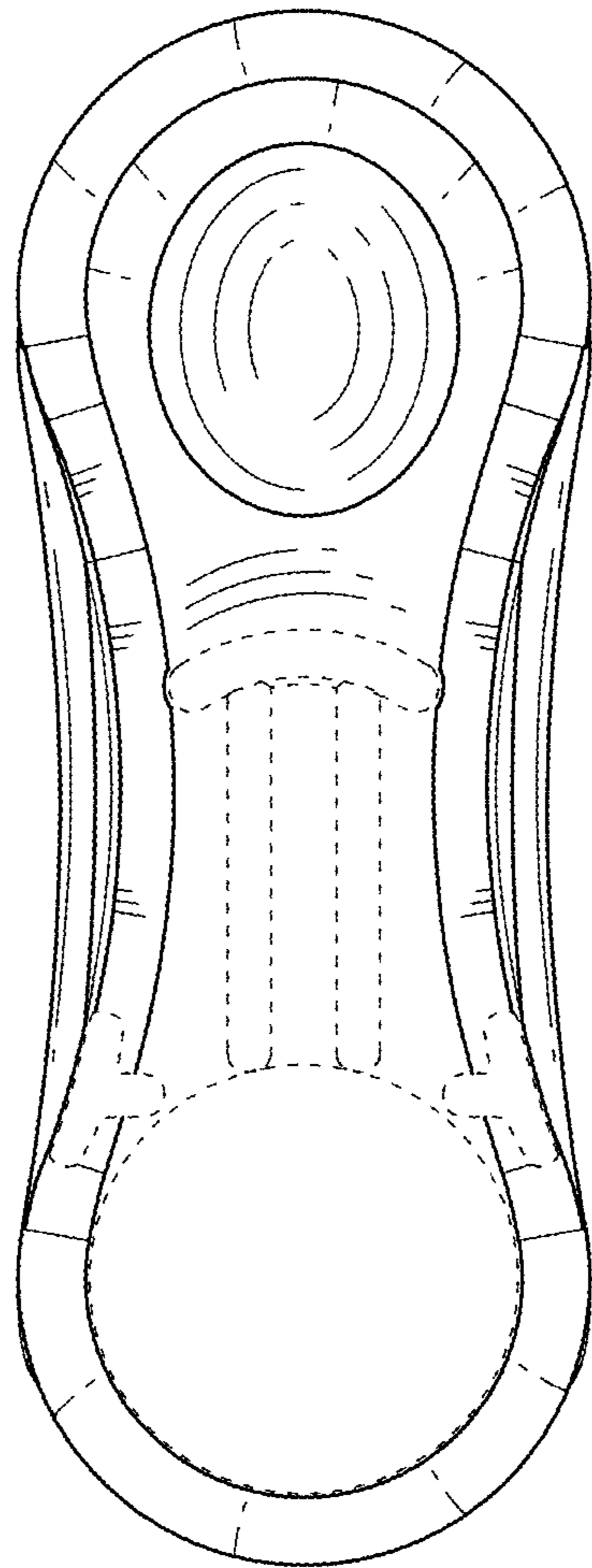


FIG. 2

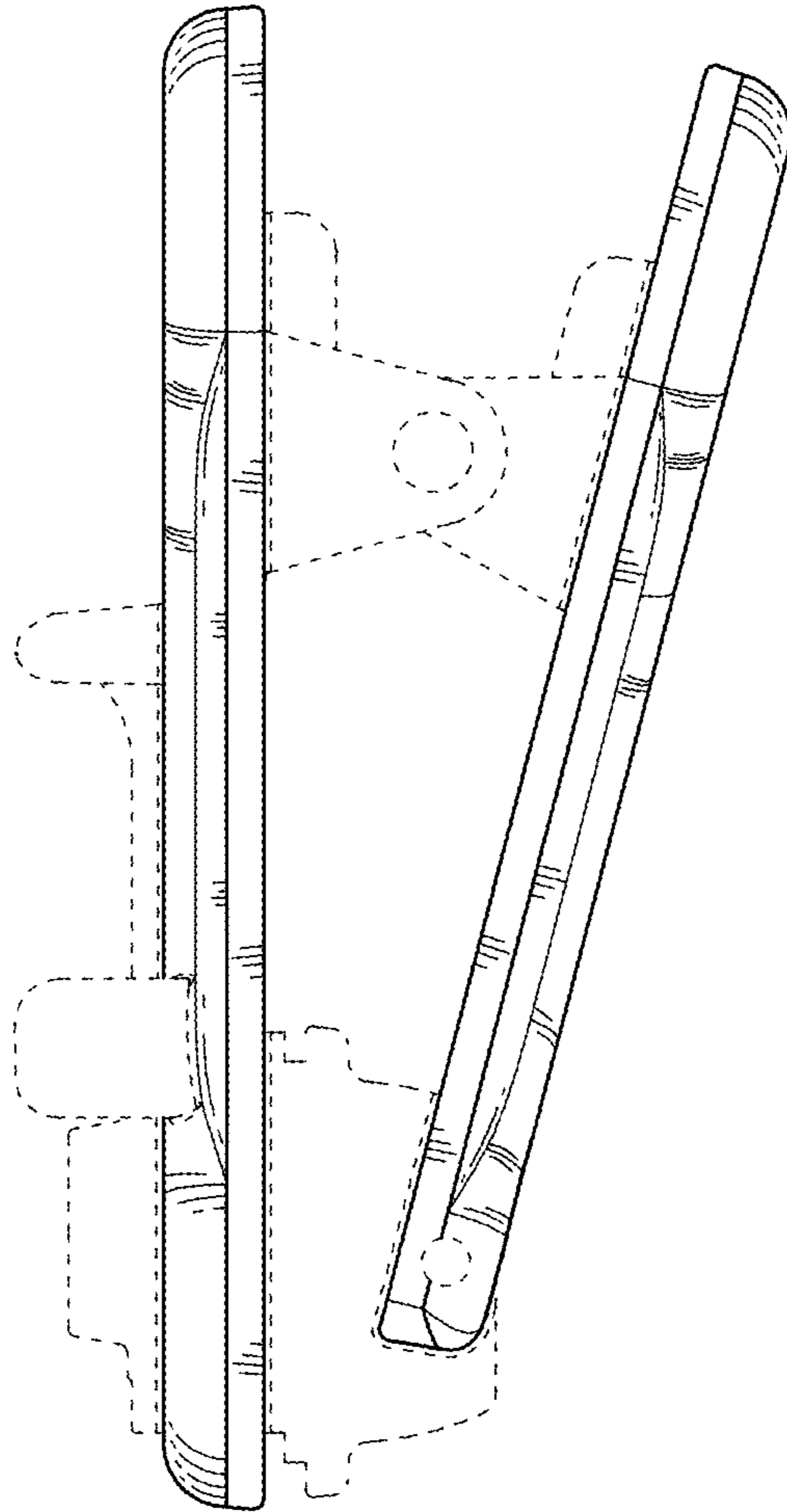


FIG. 3

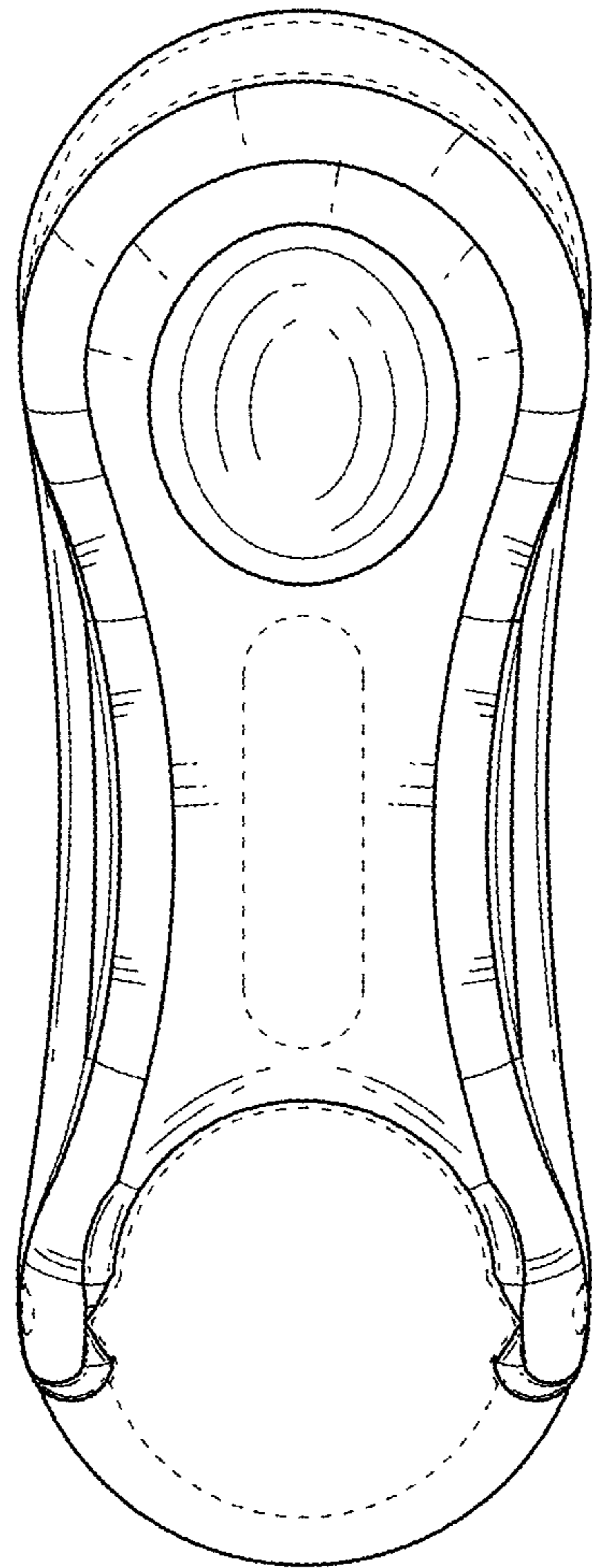


FIG. 4

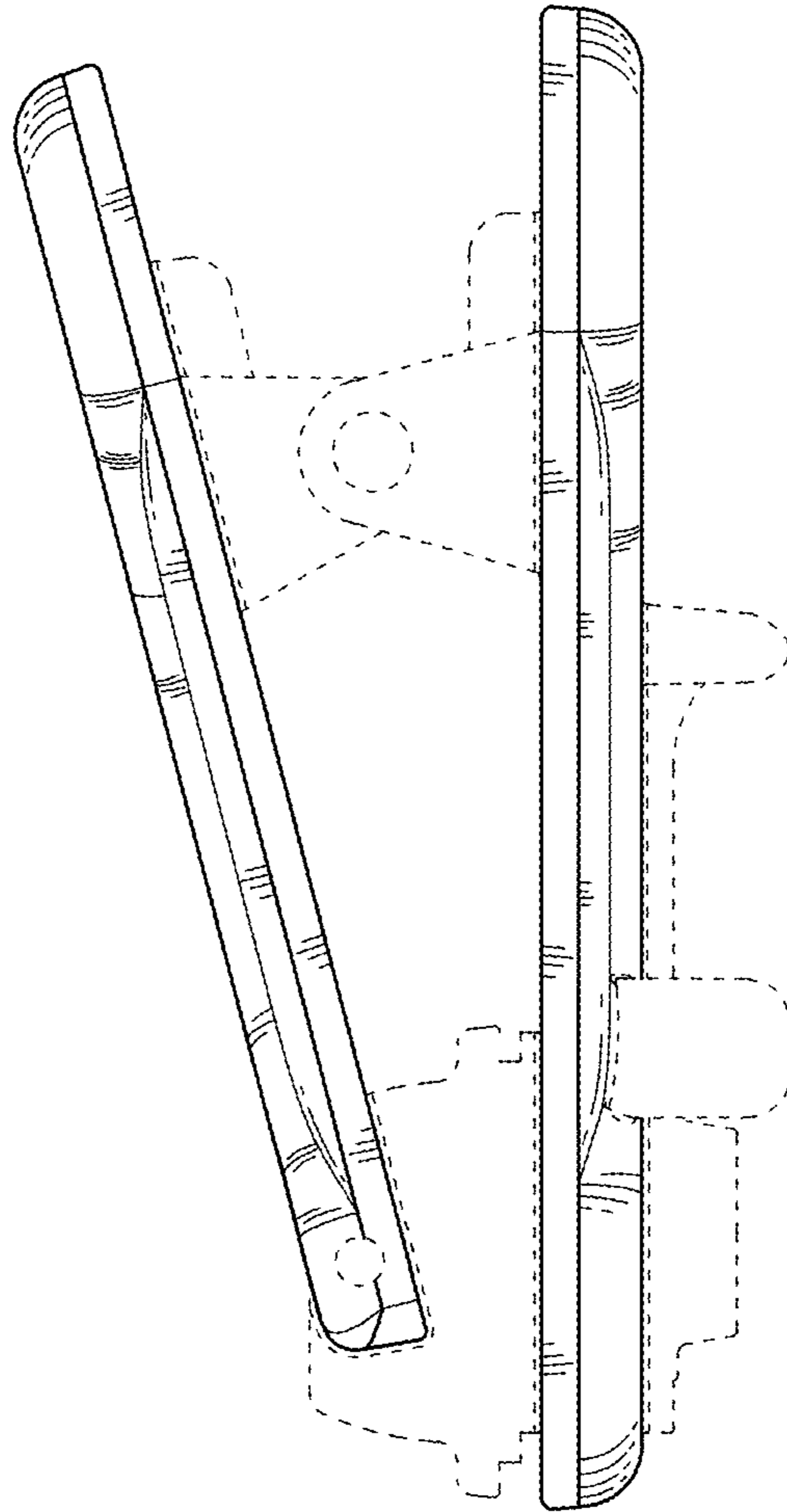


FIG. 5

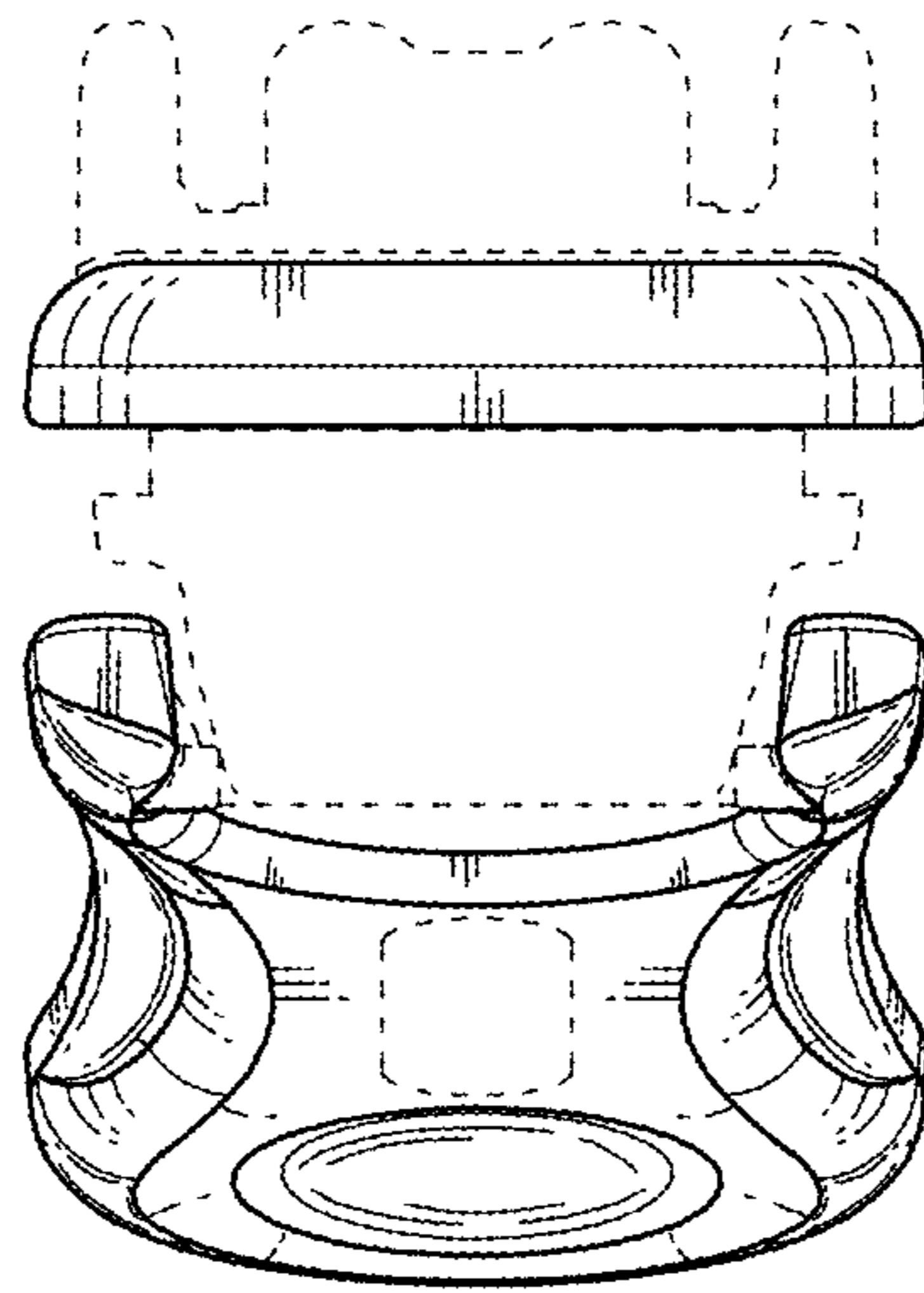


FIG. 6

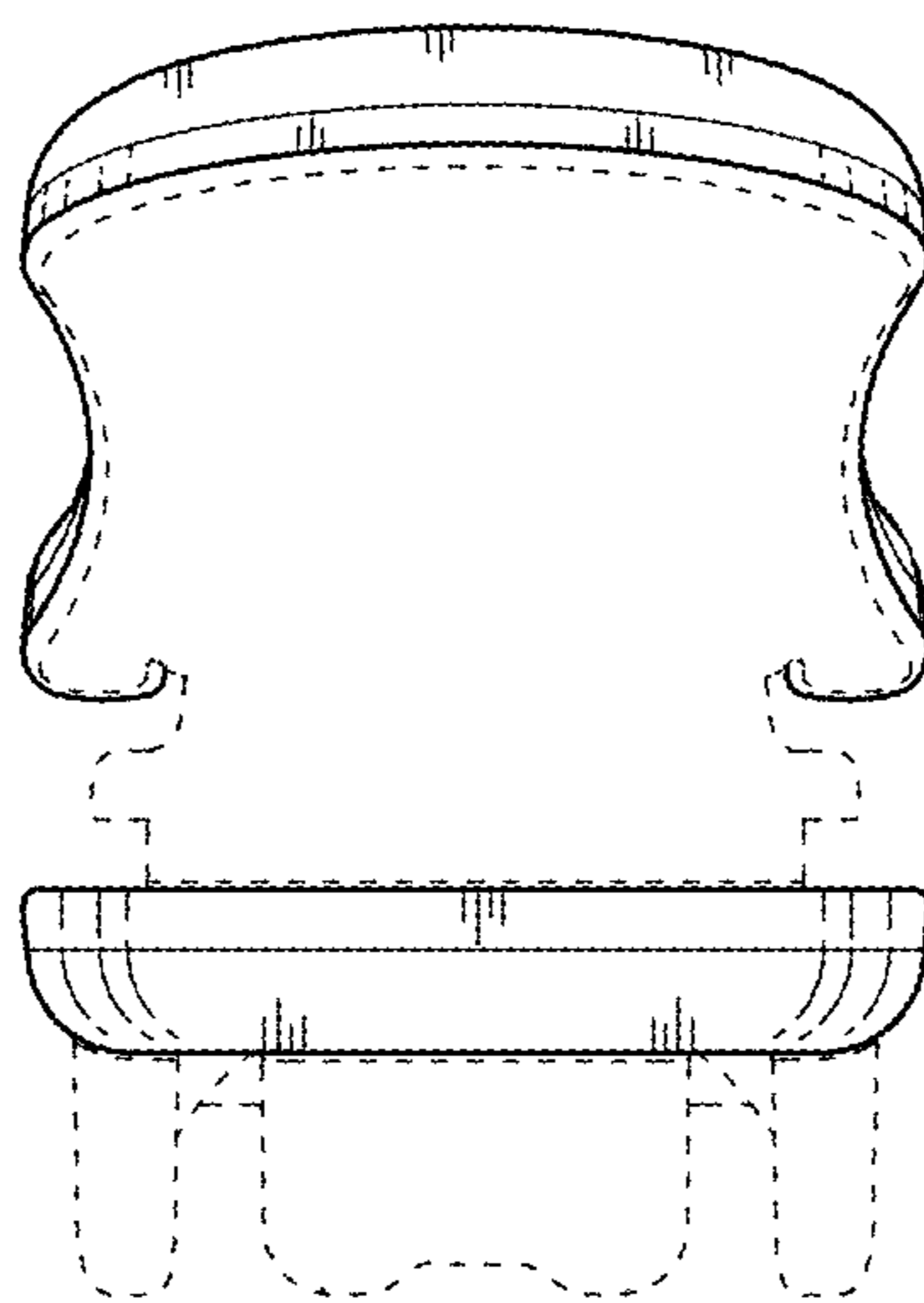


FIG. 7