

US00D902692S

(12) **United States Design Patent**
Underwood et al.

(10) **Patent No.:** **US D902,692 S**

(45) **Date of Patent:** **** Nov. 24, 2020**

(54) **HUNTING BLIND SECURING ATTACHMENT**

(71) Applicants: **Michael Scott Underwood**, Lost Creek, WV (US); **Richard Underwood**, Lost Creek, WV (US)

(72) Inventors: **Michael Scott Underwood**, Lost Creek, WV (US); **Richard Underwood**, Lost Creek, WV (US)

(**) Term: **15 Years**

(21) Appl. No.: **29/638,545**

(22) Filed: **Feb. 27, 2018**

Related U.S. Application Data

(63) Continuation-in-part of application No. 15/275,558, filed on Sep. 26, 2016, now abandoned.

(51) **LOC (12) Cl.** **08-07**

(52) **U.S. Cl.**
USPC **D8/343**

(58) **Field of Classification Search**
USPC D8/330, 331, 333, 339, 342, 343, 356, D8/366, 383
CPC A01M 31/025; F16B 45/06; F16M 13/02; H02G 7/12

See application file for complete search history.

(56) **References Cited**

U.S. PATENT DOCUMENTS

- 1,197,020 A * 9/1916 Farrar et al. B60R 25/005 70/203
- 1,455,330 A * 5/1923 Fordyce F16B 45/06 174/146
- 2,790,574 A * 4/1957 Consani B65D 88/46 220/221
- 3,161,724 A * 12/1964 Greene, Jr. H02G 7/12 174/146

- 3,207,463 A * 9/1965 Downey F16B 45/02 211/118
- 3,586,292 A * 6/1971 Buck H01R 43/00 174/146
- 3,667,259 A * 6/1972 Reque E05B 67/383 292/288
- D263,201 S * 3/1982 Finn D8/333
- 4,619,304 A * 10/1986 Smith E05D 1/00 16/226
- 4,801,275 A * 1/1989 Ikeda H01R 13/6272 439/350
- 5,167,135 A * 12/1992 Gobeski E05B 67/383 16/260
- D334,883 S * 4/1993 Fraker D8/369
- 5,440,789 A * 8/1995 Lofland F16G 11/101 24/132 R
- D371,300 S * 7/1996 Mordick D8/343
- D474,098 S * 5/2003 Weirnerman D8/330
- D477,768 S * 7/2003 Bridges D8/333
- 6,601,866 B1 * 8/2003 Dobies A61G 5/10 248/68.1
- 6,997,420 B2 * 2/2006 Yudis F16L 35/00 248/89

(Continued)

Primary Examiner — Steven J Czyn

(74) *Attorney, Agent, or Firm* — Law Office of J.L. Simunic, PLLC; Joan L. Simunic

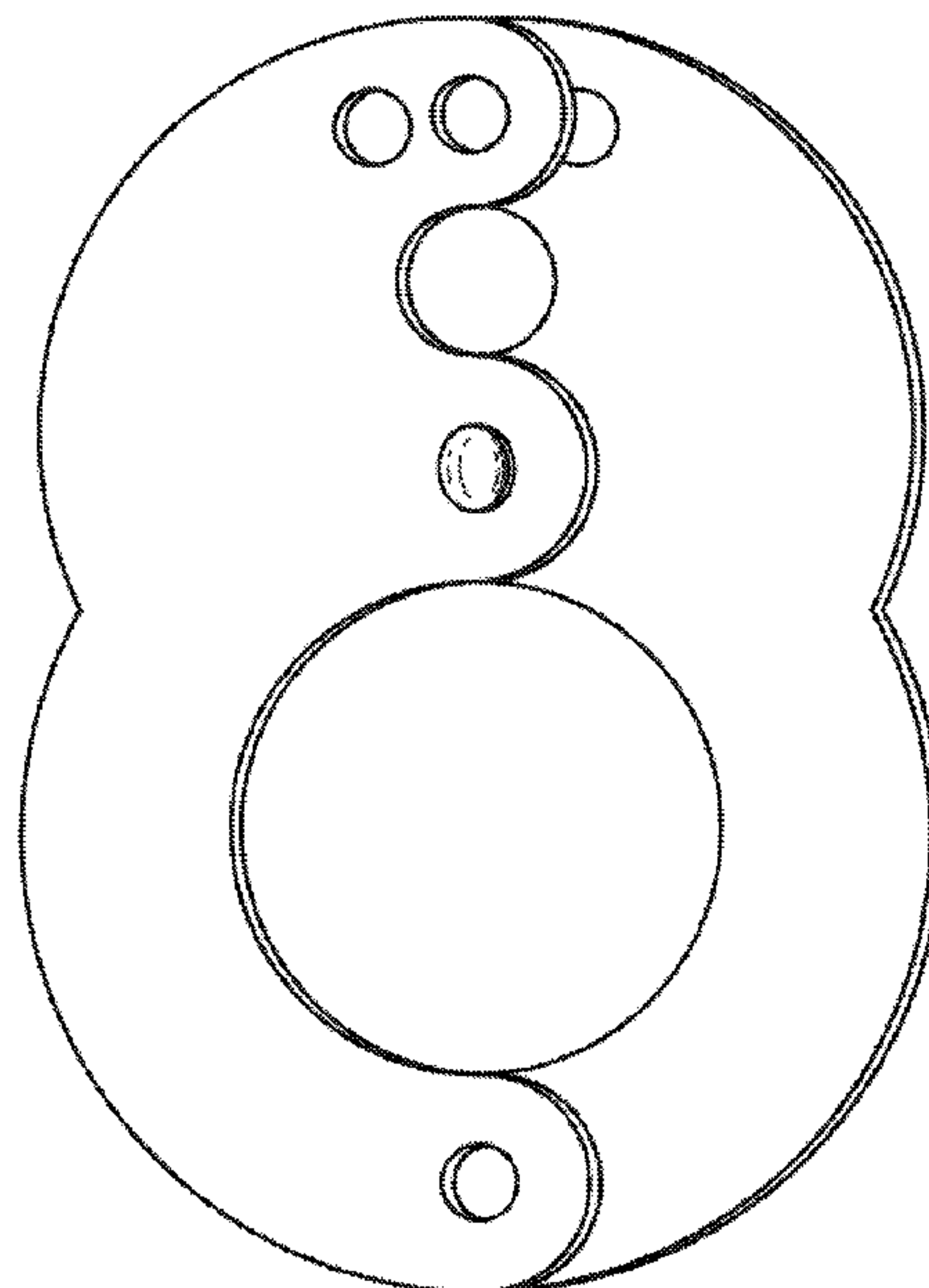
(57) **CLAIM**

The ornamental design for a hunting blind securing attachment, as shown and described.

DESCRIPTION

FIG. 1 is a right side perspective view of a hunting blind securing attachment;
FIG. 2 is an exploded view of the hunting blind securing attachment; and,
FIG. 3 is a side view of the hunting blind securing attachment.

1 Claim, 2 Drawing Sheets



(56)

References Cited

U.S. PATENT DOCUMENTS

7,025,308	B1 *	4/2006	Hill	F16L 3/133 138/107
D594,310	S *	6/2009	Gibney	D8/333
D627,632	S *	11/2010	Elmer	D8/383
8,347,904	B2 *	1/2013	Knasko	E04H 15/001 135/120.1
D684,843	S *	6/2013	Charette	D8/331
9,004,424	B2 *	4/2015	Feddes	F16M 11/041 248/224.51
D731,873	S *	6/2015	Harder	F16L 35/00 D8/346

* cited by examiner

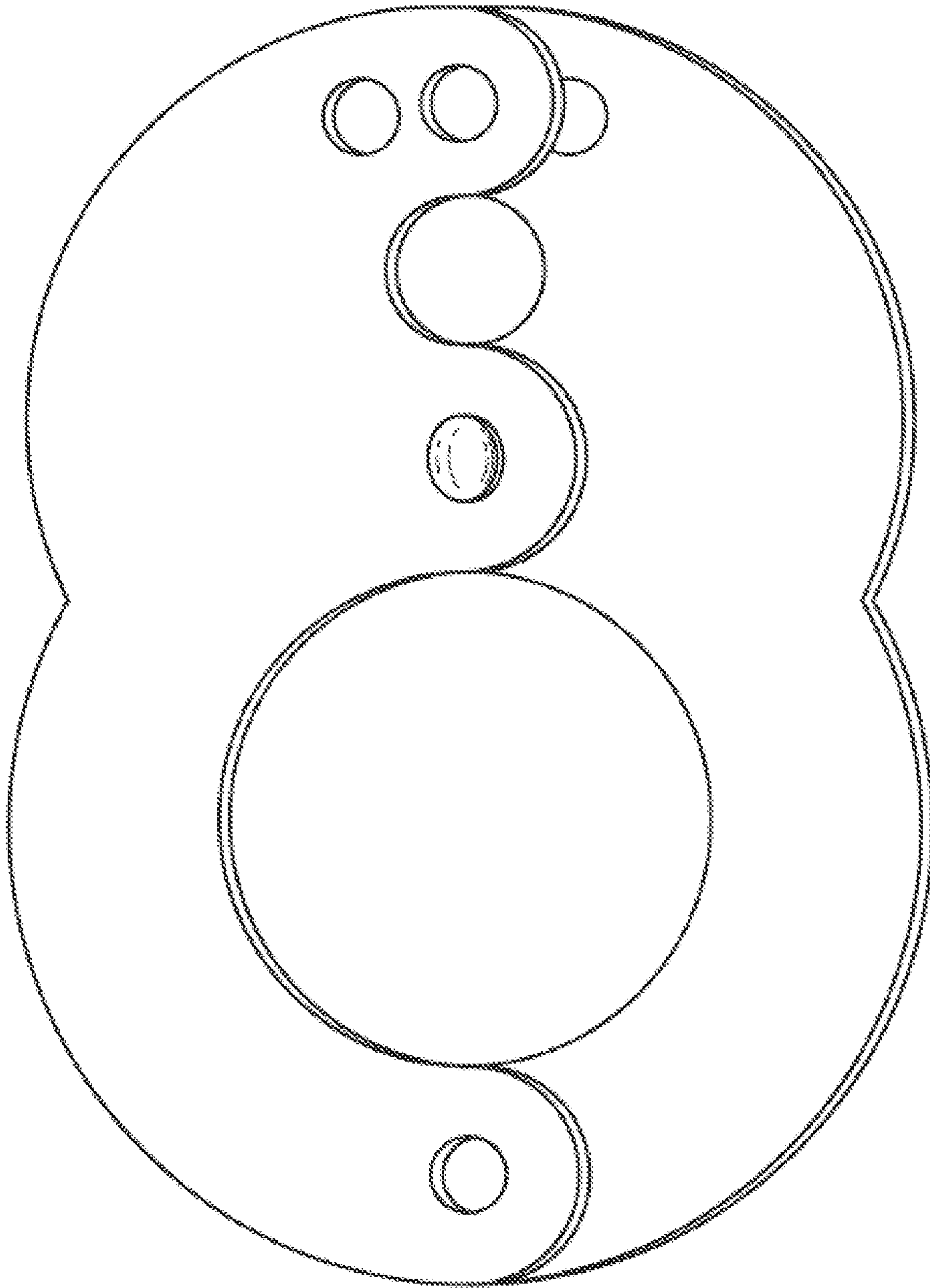


FIG. 1

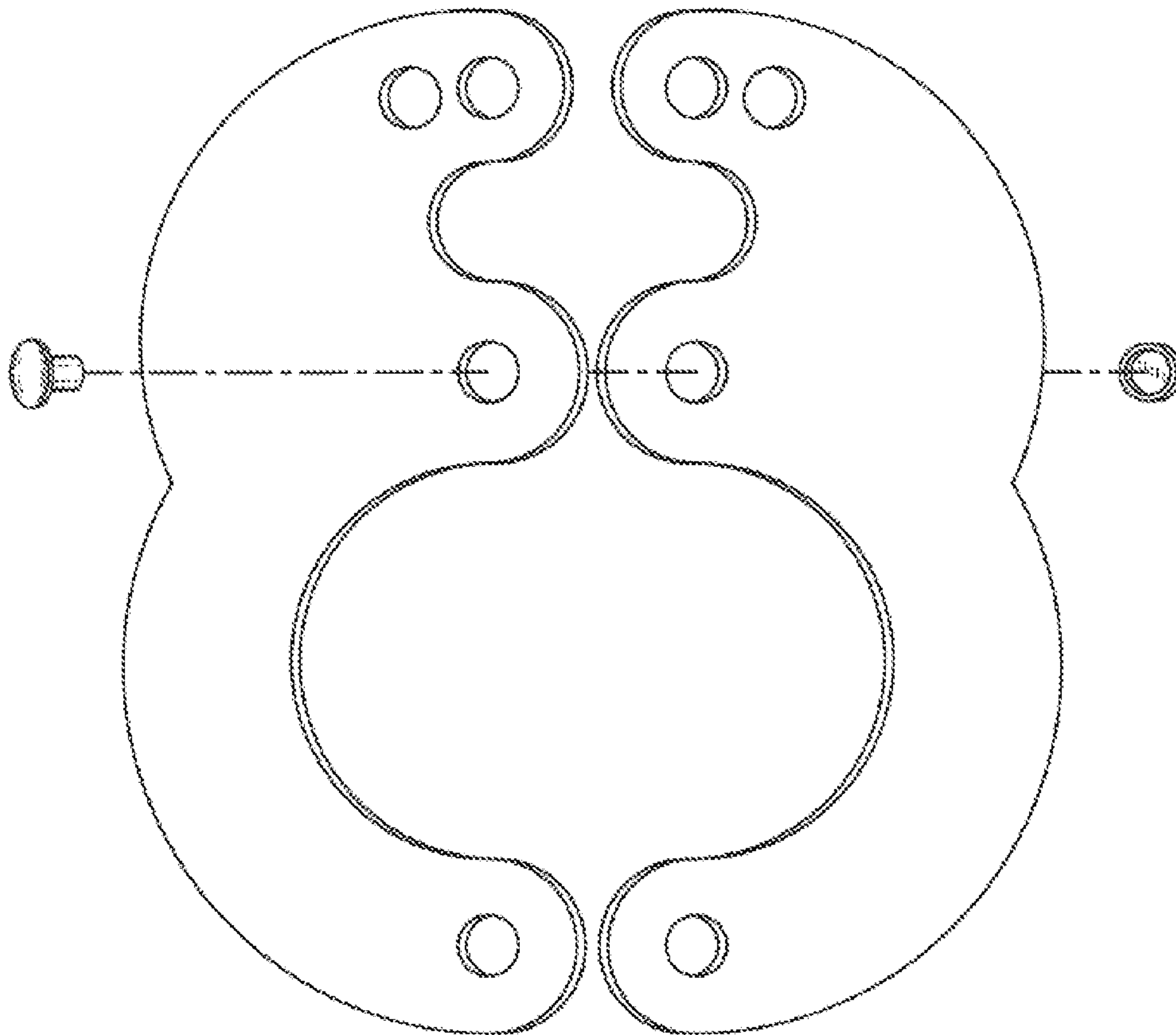


FIG. 2




FIG. 3